

**WISDOMTREE TRUST**

**WisdomTree U.S. High Yield Corporate Bond Fund**

(Ticker Symbol: *WFHY*)  
(the “Fund”)

**Supplement dated June 30, 2023  
to the currently effective Statutory Prospectus (the “Prospectus”)  
and Statement of Additional Information (the “SAI”) for the Fund**

The following information supplements and should be read in conjunction with the Prospectus and SAI.

Effective immediately, Richard Cumberlandge no longer serves as a portfolio manager of the Fund. In addition, effective immediately, Mohamed Basma joins Randall Parrish as a portfolio manager of the Fund. Accordingly, all references to Richard Cumberlandge are deleted and replaced with Mohamed Basma. In addition, all references to Voya IM’s High Yield Portfolio Management Team are deleted and replaced with Voya IM’s Leveraged Credit Team.

In the “*Management – Portfolio Managers*” section of the “*Fund Summary*” in the Prospectus, the following information replaces the information related to Richard Cumberlandge:

Mohamed Basma, CFA, Managing Director and Head of Leveraged Credit, has been a portfolio manager of the Fund since June 2023.

In the “*Management – Portfolio Managers – Voya IM*” section of the Prospectus, the following information replaces the information related to Richard Cumberlandge:

Mr. Mohamed Basma, CFA, is a Managing Director, Head of Leveraged Credit at Voya IM. Mr. Basma also chairs the leveraged credit investment committee. Previously at Voya IM, Mr. Basma was managing director, head of senior loans and global collateralized loan obligations (“CLOs”) for leveraged credit, responsible for all aspects of the team’s senior loan and global CLO business and the team’s CLO investing strategies. Prior to joining Voya IM, Mr. Basma was a senior auditor and consultant in the audit and business advisory group with Arthur Andersen, LLP, responsible for executing corporate audits and financial consulting engagements. Mr. Basma earned a BBA from American University of Beirut, Lebanon and an MBA from Arizona State University. He is a CFA® Charterholder.

In the “*Management of the Trust – Sub-Advisers – Voya Investment Management Co., LLC*” section of the SAI, the fourth paragraph under “*Portfolio Managers*” is deleted in its entirety and replaced with the following:

As of March 31, 2023, Voya IM’s Leveraged Credit Team managed nine registered investment companies totaling \$3.9 billion in assets and approximately \$24.1 billion in other investment vehicles.

In addition, in the same section of the SAI, under “*Portfolio Manager Fund Ownership*”, the following sentence is added to the end of the paragraph:

As of June 30, 2023, Mohamed Basma did not own shares of the Fund that he manages.

The changes described above will not affect the management fee or total expense ratio of the Fund.

**PLEASE RETAIN THIS SUPPLEMENT FOR FUTURE REFERENCE**

WIS-SP-WFHY-0623

---

**WISDOMTREE TRUST**

**WisdomTree Cloud Computing Fund**

*(Ticker Symbol: WCLD)*

*(the “Fund”)*

**Supplement dated March 17, 2023**

**to the currently effective**

**Statutory Prospectus (the “Prospectus”) for the Fund**

The following information supplements and should be read in conjunction with the Prospectus for the above-listed Fund.

Effective as of market open on March 20, 2023, the fourth paragraph under “Principal Investment Strategies of the Fund” in the “Fund Summary” section of the Prospectus is deleted in its entirety and replaced with the following:

The Index also excludes companies based on environmental, social and governance (“ESG”) criteria. The ESG criteria seeks to exclude from the Index’s eligible investment universe companies that: (i) do not comply with the United Nations Global Compact Principles related to human rights, labor, the environment and anti-corruption; (ii) are involved directly or through corporate ownership in the production and/or distribution of, or the provision of components/services for, controversial weapons (*e.g.*, anti-personnel mines, biological and chemical weapons, and nuclear weapons); (iii) derive meaningful revenue (*i.e.*, more than 5% of revenue) from small arms manufacture- and sales-related activities; (iv) are involved in the production and supply of tobacco-related products and/or services and/or derive meaningful revenue from the distribution of tobacco-related products; (v) derive meaningful revenue from oil and gas exploration activities in Arctic regions, oil sands extraction activities, shale energy exploration and/or production activities, or thermal coal-based power generation activities and/or extraction-related activities; or (vi) do not meet such other ESG criteria as detailed in the Index methodology.

Further, the first full paragraph on page 101 of the Prospectus, under the “Additional Information About the Funds’ Investment Strategies” section, is deleted in its entirety and replaced with the following:

The *BVP Nasdaq Emerging Cloud Index* excludes companies based on ESG criteria. The ESG criteria seeks to exclude from the Index’s eligible investment universe companies that: (i) do not comply with the United Nations Global Compact Principles related to human rights, labor, the environment and anti-corruption; (ii) are involved directly or through corporate ownership in the production and/or distribution of, or the provision of components/services for, controversial weapons (*e.g.*, anti-personnel mines, biological and chemical weapons, and nuclear weapons); (iii) derive more than 5% of their revenue from activities connected to small arms, including the manufacture and sale of small arms and their key components as well as the distribution of small arms; (iv) are involved in tobacco production and supply of tobacco-related products and/or services, or derive more than 5% of their revenue from tobacco distribution, as identified by the ESG data providers; (v) derive more than 5% of their (1) capacity from thermal coal-based power generation, or (2) revenue from thermal coal extraction, thermal coal-based power generation, or providing tailor-made products and services to support thermal coal extraction; (vi) derive more than 5% of their revenue from extracting oil sands, oil and gas exploration in Arctic regions, or shale energy exploration and/or production; or (vii) do not meet such other ESG criteria as detailed in the Index methodology. These criteria, including the percentage thresholds referenced in certain of the criteria, are subject to change in connection with a determination to modify the Index’s methodology. As disclosed in the Fund’s discussion of principal risks, the Index Provider relies on ESG data provided by one or more third-party ESG research firms to identify companies that should be excluded from the Index based on the ESG criteria described above. However, for a variety of reasons, a third-party ESG

research firm may not be able to fully evaluate and assess whether a particular company meets one or more of the criteria described above. As a result, it is possible that the Index, may, from time to time, include securities of companies that engage in one or more of the activities described above.

The changes described above will not affect the Fund's strategies or its fees and expenses.

**PLEASE RETAIN THIS SUPPLEMENT FOR FUTURE REFERENCE**

WIS-SP-0630-0323

## **WISDOMTREE TRUST**

**WisdomTree Cybersecurity Fund**  
**WisdomTree Emerging Markets ex-China Fund**  
(Ticker Symbols: *WCBR* and *XC*, respectively)  
(each, a “Fund” and, together, the “Funds”)

**Supplement dated February 28, 2023**  
**to the currently effective**  
**Statutory Prospectus (the “Prospectus”) for the Funds**

The following information supplements and should be read in conjunction with the Prospectus for the above-listed Funds.

Effective immediately, the fourth paragraph in the WisdomTree Emerging Markets ex-China Fund’s principal investment strategy and the third paragraph in the WisdomTree Cybersecurity Fund’s principal investment strategy are deleted in their entirety and replaced with the following:

The Index also excludes companies based on environmental, social and governance (“ESG”) criteria. The ESG criteria seeks to exclude from the Index’s eligible investment universe companies that: (i) do not comply with the United Nations Global Compact Principles related to human rights, labor, the environment and anti-corruption; (ii) are involved directly or through corporate ownership in the production and/or distribution of, or the provision of components/services for, controversial weapons (*e.g.*, anti-personnel mines, biological and chemical weapons, and nuclear weapons); (iii) derive meaningful revenue (*i.e.*, more than 5% of revenue) from small arms manufacture- and sales-related activities; (iv) are involved in the production and supply of tobacco-related products and/or services and/or derive meaningful revenue from the distribution of tobacco-related products; or (v) derive meaningful revenue from oil and gas exploration activities in Arctic regions, oil sands extraction activities, shale energy exploration and/or production activities, or thermal coal-based power generation activities and/or extraction-related activities.

Further, the last paragraph on page 100 of the Prospectus, under the “Additional Information About the Funds’ Investment Strategies” section, which describes the exclusion of companies, based on ESG criteria, from the WisdomTree Team8 Cybersecurity Index and WisdomTree Emerging Markets ex-China Index is deleted in its entirety and replaced with the following:

The *WisdomTree Team8 Cybersecurity Index* and *WisdomTree Emerging Markets ex-China Index* exclude companies based on ESG criteria. The ESG criteria seeks to exclude from the Index’s eligible investment universe companies that: (i) do not comply with the United Nations Global Compact Principles related to human rights, labor, the environment and anti-corruption; (ii) are involved directly or through corporate ownership in the production and/or distribution of, or the provision of components/services for, controversial weapons (*e.g.*, anti-personnel mines, biological and chemical weapons, and nuclear weapons); (iii) derive more than 5% of their revenue from activities connected to small arms, including the manufacture and sale of small arms and their key components as well as the distribution of small arms; (iv) are involved in tobacco production and supply of tobacco-related products and/or services, or derive more than 5% of their revenue from tobacco distribution, as identified by the ESG data providers; (v) derive more than 5% of their (1) capacity from thermal coal-based power generation, or (2) revenue from thermal coal extraction, thermal coal-based power generation, or providing tailor-made products and services to support thermal coal extraction; and (vi) derive more than 5% of their revenue from extracting oil sands, oil and gas exploration in Arctic regions, or shale energy exploration and/or production. These criteria, including the percentage thresholds referenced in certain of the criteria, are subject to change in connection with a determination to modify the Index’s methodology. As disclosed in the Funds’ discussion of principal risks, the Index Provider relies on ESG data provided by one or more third-party ESG research firms to identify

companies that should be excluded from the Index based on the ESG criteria described above. However, for a variety of reasons, a third-party ESG research firm may not be able to fully evaluate and assess whether a particular company meets one or more of the criteria described above. As a result, it is possible that the Index, may, from time to time, include securities of companies that engage in one or more of the activities described above.

The changes described above will not affect the management fee or expense ratio of any Fund.

**PLEASE RETAIN THIS SUPPLEMENT FOR FUTURE REFERENCE**

WIS-SP-0630-0223

THE U.S. SECURITIES AND EXCHANGE COMMISSION ("SEC") HAS NOT APPROVED OR DISAPPROVED THESE SECURITIES OR PASSED UPON THE ADEQUACY OF THIS PROSPECTUS. ANY REPRESENTATION TO THE CONTRARY IS A CRIMINAL OFFENSE.



# WisdomTree Trust

WisdomTree International Equity, Fixed Income, Capital Efficient, Megatrend, ESG and Emerging Markets Equity ETFs\*

## **WisdomTree International Equity ETFs**

Dynamic Currency Hedged International Equity Fund (DDWM)

Dynamic Currency Hedged International SmallCap Equity Fund (DDLS)

## **WisdomTree Fixed Income ETFs**

U.S. Corporate Bond Fund (WFIG)

U.S. High Yield Corporate Bond Fund (WFHY)

U.S. Short-Term Corporate Bond Fund (SFIG)

## **WisdomTree Capital Efficient ETFs**

U.S. Efficient Core Fund (NTSX)

Emerging Markets Efficient Core Fund (NTSE)

International Efficient Core Fund (NTSI)

## **WisdomTree Megatrend ETFs**

BioRevolution Fund (WDNA)

Cloud Computing Fund (WCLD)

Cybersecurity Fund (WCBR)

Artificial Intelligence and Innovation Fund (WTAI)

Battery Value Chain and Innovation Fund (WBAT)

## **WisdomTree ESG ETFs**

International ESG Fund (RESO)

Emerging Markets ESG Fund (RESE)

## **WisdomTree Emerging Markets Equity ETFs**

Emerging Markets ex-China Fund (XC)

\* Principal U.S. Listing Exchange: Cboe BZX Exchange, Inc. (except XC, NTSX, NTSE, and NTSI are listed on NYSE Arca, Inc. and WCLD and WCBR are listed on NASDAQ)

# WisdomTree Trust

## Table of Contents

### WisdomTree International Equity ETFs

#### Fund Summaries

WisdomTree Dynamic Currency Hedged International Equity Fund 2

WisdomTree Dynamic Currency Hedged International SmallCap Equity Fund 9

### WisdomTree Fixed Income ETFs

#### Fund Summaries

WisdomTree U.S. Corporate Bond Fund 16

WisdomTree U.S. High Yield Corporate Bond Fund 21

WisdomTree U.S. Short-Term Corporate Bond Fund 27

### WisdomTree Capital Efficient ETFs

#### Fund Summaries

WisdomTree U.S. Efficient Core Fund 32

WisdomTree Emerging Markets Efficient Core Fund 38

WisdomTree International Efficient Core Fund 44

### WisdomTree Megatrend ETFs

#### Fund Summaries

WisdomTree BioRevolution Fund 49

WisdomTree Cloud Computing Fund 54

WisdomTree Cybersecurity Fund 61

WisdomTree Artificial Intelligence and Innovation Fund 66

WisdomTree Battery Value Chain and Innovation Fund 72

### WisdomTree ESG ETFs

#### Fund Summaries

WisdomTree International ESG Fund 78

WisdomTree Emerging Markets ESG Fund 85

### WisdomTree Emerging Markets Equity ETFs

#### Fund Summaries

WisdomTree Emerging Markets ex-China Fund 92

### Additional Information About the Funds

98

Additional Information About the Funds' Investment Objectives 98

Additional Information About the Funds' Investment Strategies 98

Non-Principal Information About the Funds' Investment Strategies 102

Additional Principal Risk Information About the Funds 103

Additional Non-Principal Risk Information 117

Portfolio Holdings Information 118

### Management

119

Investment Adviser 119

Sub-Advisers 119

Portfolio Managers 120

### Additional Information on Buying and Selling Fund Shares

123

Share Trading Prices 123

Determination of Net Asset Value 123

Dividends and Distributions 123

Book Entry 124

Delivery of Shareholder Documents – Householding 124

Frequent Purchases and Redemptions of Fund Shares 124

Investments by Investment Companies 124

### Additional Tax Information

125

Taxes on Distributions 125

Taxes When You Sell Fund Shares 126

Taxes on Creation and Redemption of Creation Units 127

Foreign Investments by the Fund 127

### Distribution

127

### Premium/Discount and NAV Information

128

### Additional Notices

128

### Financial Highlights

129

# WisdomTree Dynamic Currency Hedged International Equity Fund

## Investment Objective

The WisdomTree Dynamic Currency Hedged International Equity Fund (the “Fund”) seeks to track the price and yield performance, before fees and expenses, of the WisdomTree Dynamic Currency Hedged International Equity Index (the “Index”).

## Fees and Expenses of the Fund

The following table describes the fees and expenses you may pay if you buy, hold and sell shares of the Fund. You may pay other fees, such as brokerage commissions and other fees to financial intermediaries, which are not reflected in the table and example below. The fees are expressed as a percentage of the Fund’s average net assets.

<b>Shareholder Fees</b> (fees paid directly from your investment)	None
<b>Annual Fund Operating Expenses</b> (expenses that you pay each year as a percentage of the value of your investment)	
Management Fees	0.40%
Distribution and/or Service (12b-1) Fees	None
Other Expenses	0.00% <sup>1</sup>
<b>Total Annual Fund Operating Expenses</b>	0.40% <sup>1</sup>

<sup>1</sup> Excludes expenses associated with the collection of additional European Union tax reclaims resulting from European Court of Justice rulings in several court cases in certain countries across the European Union. If these expenses were included, “Other Expenses” would be 0.01% and “Total Annual Fund Operating Expenses” would be 0.41%.

## Example

The following example is intended to help retail investors compare the cost of investing in the Fund shares with the cost of investing in other funds. It illustrates the hypothetical expenses that such investors would incur over various periods if they were to invest \$10,000 in the Fund for the time periods indicated and then redeem all of the shares at the end of those periods. This example assumes that the Fund provides a return of 5% a year and that operating expenses remain the same. This example does not include the brokerage commissions that retail investors may pay to buy and sell shares of the Fund. Although your actual costs may be higher or lower, based on these assumptions, your costs would be:

	1 Year	3 Years	5 Years	10 Years
	\$ 41	\$ 128	\$ 224	\$ 505

## Portfolio Turnover

The Fund pays transaction costs, such as commissions, when it buys and sells securities (or “turns over” its portfolio). A higher portfolio turnover rate may indicate higher transaction costs and may result in higher taxes when Fund shares are held in a taxable account. These costs, which are not reflected in annual fund operating expenses or in the example, affect the Fund’s performance. During the most recent fiscal year, the Fund’s portfolio turnover rate was 35% of the average value of its portfolio, excluding the value of portfolio securities received or delivered as a result of in-kind creations or redemptions of the Fund’s capital shares.

## Principal Investment Strategies of the Fund

The Fund employs a “passive management” – or indexing – investment approach designed to track the performance of the Index. The Fund generally uses a representative sampling strategy to achieve its investment objective, meaning it generally will invest in a sample of the securities in the Index whose risk, return and other characteristics resemble the risk, return and other characteristics of the Index as a whole. Under normal circumstances, at least 80% of the Fund’s total assets (exclusive of collateral held from securities lending) will be invested in component securities of the Index and investments that have economic characteristics that are substantially identical to the economic characteristics of such component securities.

The Index is a dividend weighted index designed to provide exposure to equity securities in the industrialized world, excluding Canada and the United States, that pay regular cash dividends on shares of common stock, while at the same time dynamically hedging currency exposure to fluctuations between the value of the applicable foreign currencies and the U.S. dollar. The Index consists of equity securities of dividend-paying companies. To be eligible for inclusion in the Index, a company must meet the following criteria as of the annual Index screening date: (i) companies must be incorporated in Europe, Japan, Australia, Hong Kong, Israel, or Singapore and have their



shares listed for trading on one of the stock exchanges in Europe (*i.e.* Austria, Belgium, Denmark, Finland, France, Germany, Ireland, Italy, Netherlands, Norway, Portugal, Spain, Sweden, Switzerland, or the United Kingdom), the Tokyo Stock Exchange, or on exchanges in Australia, Hong Kong, Israel or Singapore; (ii) payment of at least \$5 million in gross cash dividends on shares of common stock in the prior annual cycle; (iii) market capitalization of at least \$100 million; (iv) median daily dollar volume of at least \$100,000 for the preceding three months; and (v) trading of at least 250,000 shares per month for each of the preceding six months.

Securities are weighted in the Index based on dividends paid over the prior annual cycle. Companies that pay a greater total dollar amount of dividends are more heavily weighted. To derive a company's initial Index weight, (i) *multiply* the U.S. dollar value of the company's annual gross dividend per share *by* the number of common shares outstanding for that company (the "Cash Dividend Factor"); (ii) calculate the Cash Dividend Factor for each company; (iii) add together all of the companies' Cash Dividend Factors; and (iv) *divide* the company's Cash Dividend Factor *by* the sum of all Cash Dividend Factors. The maximum weight of any one sector and any one country is capped at 25% (with the exception of the real estate sector, which is capped at 15%); however, sector and country weights may fluctuate above the specified cap in response to market conditions and/or the application of volume factor adjustments. If a component security no longer meets applicable trading volume thresholds as of the annual Index screening date, the Index methodology applies a volume factor adjustment to reduce such component security's weight in the Index and reallocates the reduction in the weight pro rata among the other remaining securities.

WisdomTree, Inc. (formerly, WisdomTree Investments, Inc.), as index provider, currently uses Standard & Poor's Global Industry Classification Standards ("S&P GICS") to define companies within a sector. The following sectors are included in the Index: consumer discretionary, consumer staples, energy, financials, health care, industrials, information technology, materials, real estate, communication services, and utilities. A sector is comprised of multiple industries. For example, the energy sector is comprised of companies in, among others, the natural gas, oil, and petroleum industries. As of September 30, 2022, companies in the financials sector comprised a significant portion of the Index.

The Index dynamically hedges currency fluctuations in the relative value of the applicable foreign currencies against the U.S. dollar, ranging from a 0% to 100% hedge. The Index determines and adjusts the hedge ratios on such foreign currencies on a monthly basis using three equally-weighted, quantitative signals: interest rate differentials, momentum, and value. Interest rate differentials are determined by measuring the difference in interest rates, as implied in one-month foreign exchange (FX) forwards, between each currency and the U.S. dollar. Momentum is the relative price momentum of the foreign currency as determined by comparing two moving average signals on the historically observed U.S. dollar spot rates over 10 and 240 business day periods. Value is the relative purchasing power of the foreign currency as determined with reference to the foreign currency spot rate over 20 business days as compared to the latest purchasing power parity (PPP) numbers as published by the Office of Economic Cooperation and Development (OECD). This approach is designed to limit losses related to foreign currencies as such currencies depreciate against the U.S. dollar while participating in gains related to foreign currencies when such currencies appreciate against the U.S. dollar, thereby seeking to have the Fund benefit from such currency movements while reducing the volatility associated with currency returns.

The Index applies an applicable published currency forward rate to such foreign currencies to hedge against fluctuations in the relative value of the foreign currencies against the U.S. dollar pursuant to the applicable hedge ratios. The Fund uses forward currency contracts or futures contracts to the extent foreign currencies are hedged.

To the extent the Index concentrates (*i.e.*, holds 25% or more of its total assets) in the securities of a particular industry or group of industries, the Fund will concentrate its investments to approximately the same extent as the Index.

### **Principal Risks of Investing in the Fund**

You can lose money on your investment in the Fund. The Fund is subject to the risks described below. The risks are generally presented in alphabetical order to facilitate finding particular risks when comparing them with other funds. Each risk summarized below is considered a "principal risk" of investing in the Fund, regardless of the order in which it appears. Some or all of these risks may adversely affect the Fund's net asset value per share ("NAV"), trading price, yield, total return and/or ability to meet its objective. For more information about the risks of investing in the Fund, see the sections in the Fund's Prospectus titled "Additional Principal Risk Information About the Funds" and "Additional Non-Principal Risk Information."

- **Dividend Paying Securities Risk.** Securities that pay dividends, as a group, may be out of favor with the market and underperform the overall equity market or stocks of companies that do not pay dividends. In addition, changes in the dividend policies of the companies held by the Fund or the capital resources available for such company's dividend payments may adversely affect the Fund.
- **Foreign Securities Risk.** Investments in non-U.S. securities involve political, regulatory, and economic risks that may not be present in U.S. securities. For example, investments in non-U.S. securities may be subject to risk of loss due to foreign currency fluctuations, political or economic instability, or geographic events that adversely impact issuers of foreign securities. Investments in non-U.S. securities also may be subject to withholding or other taxes and may be subject to additional trading, settlement, custodial, and operational risks. These and other factors can make investments in the Fund more volatile and potentially less liquid than other types of investments.
- **Investment Risk.** As with all investments, an investment in the Fund is subject to loss, including the possible loss of the entire principal amount of an investment, over short or long periods of time.
- **Market Risk.** The trading prices of equity securities and other instruments fluctuate in response to a variety of factors, such as economic, financial or political events that impact the entire market, market segments, or specific issuers. The Fund's NAV and market price may fluctuate significantly in response to these and other factors. As a result, an investor could lose money over short or long periods of time. In addition, the respiratory illness COVID-19 has spread globally for over two years, resulting in a global pandemic and major disruption to economies and markets around the world. During this time, financial markets have experienced extreme volatility and severe losses, and trading in many instruments has been disrupted or suspended. Liquidity for many instruments has been greatly reduced for periods of time. Although many global economies have re-opened fully or decreased the number of public safety measures designed to mitigate virus transmission, some economies, including those of countries with limited access to effective COVID-19 vaccines, have struggled to control the spread of the virus and re-open their economies. As a result, it remains unclear how COVID-19 will impact global markets in the future.
- **Shares of the Fund May Trade at Prices Other Than NAV.** As with all exchange traded funds ("ETFs"), Fund shares may be bought and sold in the secondary market at market prices. The trading prices of the Fund's shares in the secondary market generally differ from the Fund's daily NAV and there may be times when the market price of the shares is more than the NAV (premium) or less than the NAV (discount). This risk is heightened in times of market volatility or periods of steep market declines. Because securities held by the Fund trade on, or have exposure to, foreign exchanges that are closed when the Fund's primary listing exchange is open, the Fund is likely to experience premiums and discounts greater than those of domestic ETFs. Additionally, in stressed market conditions, the market for the Fund's shares may become less liquid in response to deteriorating liquidity in the markets for the Fund's underlying portfolio holdings.
- **Currency Exchange Rate Risk.** The Fund's strategies associated with currency hedging may not be successful. Further, in order to minimize transaction costs, or for other reasons, the Fund's exposure to the non-U.S. currencies may not be hedged to the extent indicated by any or all of the quantitative signals. Currency exchange rates can be very volatile and can change quickly and unpredictably. As a result, the value of an investment in the Fund may also change quickly, unpredictably, and without warning, and you may lose money.
- **Cybersecurity Risk.** The Fund and its service providers may be susceptible to operational and information security risks resulting from a breach in cybersecurity, including cyber-attacks. A breach in cybersecurity, intentional or unintentional, may adversely impact the Fund in many ways, including, but not limited to, disruption of the Fund's operational capacity, loss of proprietary information, theft or corruption of data, denial-of-service attacks on websites or network resources, and the unauthorized release of confidential information. Cyber-attacks affecting the Fund's third-party service providers, market makers, institutional investors authorized to purchase and redeem shares directly from the Fund (*i.e.*, Authorized Participants), or the issuers of securities in which the Fund invests may subject the Fund to many of the same risks associated with direct cybersecurity breaches.
- **Derivatives Risk.** Derivatives are financial instruments that derive their performance from an underlying reference asset, such as a commodity, index, interest rate or inflation rate. The return on a derivative instrument may not correlate with the return of its underlying reference asset. Derivatives are subject to a number of risks described elsewhere in the Fund's Prospectus, such as market risk and issuer-specific risk. Derivatives can be volatile and may be less liquid than other securities. As a result, the value of an investment in the Fund may change quickly and without warning and you may lose money. In addition to the other risks associated with the

use of derivatives described elsewhere in this Prospectus, there are risks associated with the Fund's use of forward currency contracts and/or futures contracts. These risks include but are not limited to: (1) the success of the adviser's and sub-adviser's ability to predict movements in the prices of individual currencies or securities, fluctuations in markets and movements in interest rates; (2) an imperfect or no correlation between the changes in market value of the currencies or securities and the prices of the contracts; (3) no guarantee that an active market will exist for the futures contracts at any particular time; and (4) the risk that the counterparty to a forward currency contract will default on its obligations.

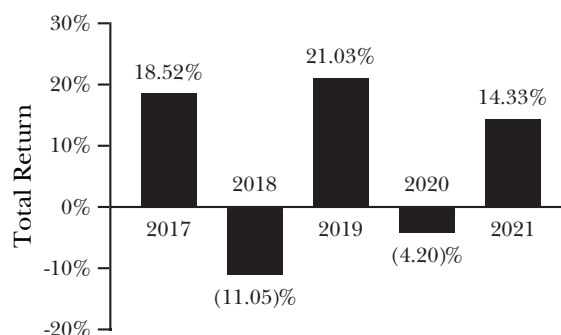
- **Equity Securities Risk.** Equity securities may be more volatile than other asset classes, and their market prices may change quickly and without warning. The value of an equity security may decrease as a result of the issuer or due to general industry or market conditions unrelated to the issuer.
- **Financials Sector Risk.** The Fund currently invests a significant portion of its assets in the financials sector, and therefore, the Fund's performance could be negatively impacted by events affecting this sector. The financials sector includes, for example, banks and financial institutions providing mortgage and mortgage related services. This sector can be significantly affected by, among other things, changes in interest rates, government regulation, the rate of defaults on corporate, consumer and government debt, the availability and cost of capital, and fallout from the housing and sub-prime mortgage crisis.
- **Geographic Investment Risk.** To the extent the Fund invests a significant portion of its assets in securities of companies of a single country or region, it is more likely to be impacted by events or conditions affecting that country or region. Currently, the Fund invests a significant portion of its assets in companies organized in Japan and Europe, particularly the United Kingdom, although this may change from time to time.
- **Geopolitical Risk.** Some countries and regions in which the Fund invests have experienced security concerns, war, threats of war, aggression and/or conflict, terrorism, economic uncertainty, sanctions or the threat of sanctions, natural and environmental disasters, the spread of infectious illness, widespread disease or other public health issues and/or systemic market dislocations (including due to events outside of such countries or regions) that have led, and in the future may lead, to increased short-term market volatility and may have adverse long-term effects on the U.S. and world economies and markets generally, each of which may negatively impact the Fund's investments.
- **Hedging Risk.** Derivatives used by the Fund to offset its exposure to foreign currencies may not perform as intended. There can be no assurance that the Fund's hedging transactions will be effective. The value of an investment in the Fund could be significantly and negatively impacted if foreign currencies appreciate at the same time that the value of the Fund's equity holdings fall or securities shorted by a Fund appreciate at the same time that the Fund's long positions decrease in value.
- **Index and Data Risk.** The Fund is not "actively" managed and seeks to track the price and yield performance, before fees and expenses, of the Index. The Index may not perform as intended. The Index provider has the right to make adjustments to the Index or to cease making the Index available without regard to the particular interests of the Fund or its shareholders. The Index is heavily dependent on quantitative models and data from one or more third parties. If the computers or other facilities of the Index provider, Index calculation agent, data providers and/or relevant stock exchange malfunction for any reason, calculation and dissemination of Index values may be delayed and trading in Fund shares may be suspended for a period of time. Errors in Index data, Index calculations and/or the construction of the Index may occur from time to time and may not be identified and/or corrected by the Index provider, Index calculation agent or other applicable party for a period of time or at all, which may have an adverse impact on the Fund and its shareholders. The potential risk of continuing error may be particularly heightened in the case of the Index, which is generally not used as a benchmark by other funds or managers.
- **Investment Style Risk.** The Fund invests in the securities included in, or representative of, the Index regardless of their investment merit. The Fund does not attempt to outperform the Index or take defensive positions in declining markets. As a result, the Fund's performance may be adversely affected by a general decline in the market segments relating to the Index.
- **Issuer-Specific Risk.** Issuer-specific events, including changes in the actual or perceived financial condition of an issuer, can have a negative impact on the value of the Fund.
- **Large-Capitalization Investing Risk.** The Fund may invest in the securities of large-capitalization companies. As a result, the Fund's performance may be adversely affected if securities of these companies underperform

securities of smaller capitalization companies or the market as a whole. Large-capitalization companies may adapt more slowly to new competitive challenges and be subject to slower growth during times of economic expansion.

- **Mid-Capitalization Investing Risk.** The Fund may invest in the securities of mid-capitalization companies. As a result, the Fund's performance may be adversely affected if securities of these companies underperform securities of other capitalization ranges or the market as a whole. Securities of mid-capitalization companies are often less stable and more vulnerable to market volatility and adverse economic developments than securities of larger companies, but mid-capitalization companies may also underperform the securities of small-capitalization companies because medium capitalization companies are more mature and are subject to slower growth during economic expansion.
- **Non-Correlation Risk.** As with all index funds, the performance of the Fund and its Index may differ from each other for a variety of reasons. For example, the Fund incurs operating expenses and portfolio transaction costs, while also managing cash flows and potential operational inefficiencies, not incurred by its Index. In addition, when markets are volatile, the ability to sell securities at fair value prices may be adversely impacted and may result in additional trading costs and/or increase the Index tracking risk. The Fund's use of sampling techniques may affect its ability to achieve close correlation with its Index.
- **Non-Diversification Risk.** The Fund is considered to be non-diversified, which means that it may invest more of its assets in the securities of a single issuer or a smaller number of issuers than if it were a diversified fund. To the extent the Fund invests a significant percentage of its assets in a limited number of issuers, the Fund is subject to the risks of investing in those few issuers, and may be more susceptible to a single adverse economic or regulatory occurrence. As a result, changes in the market value of a single security could cause greater fluctuations in the value of Fund shares than would occur in a diversified fund.

## Fund Performance

Historical Fund performance, which varies over time, can provide an indication of the risks of investing in the Fund. The bar chart that follows shows the annual total returns of the Fund for each full calendar year since the Fund commenced operations, or the past 10 calendar years, as applicable. The table that follows the bar chart shows the Fund's average annual total returns, both before and after taxes. This table also shows how the Fund's performance compares to the Index and that of a relevant broad-based securities index. In addition, performance is shown for other indices that also represent the asset class in which the Fund invests. Index returns do not reflect deductions for fees, expenses or taxes. All returns assume reinvestment of dividends and distributions. The Fund's past performance (before and after taxes) is not necessarily an indication of how the Fund will perform in the future. Updated performance information for the Fund is available online on the Fund's website at [www.wisdomtree.com](http://www.wisdomtree.com).



The Fund's year-to-date total return as of September 30, 2022 was (11.97)%.

## Best and Worst Quarter Returns (for the periods reflected in the bar chart above)

	Return	Quarter/Year
Highest Return	11.25%	4Q/2020
Lowest Return	(23.77)%	1Q/2020

After-tax returns are calculated using the highest historical individual federal marginal income tax rates and do not reflect the impact of state and local taxes. Actual after-tax returns depend on your tax situation and may differ from

those shown and are not relevant if you hold your shares through tax-deferred arrangements, such as 401(k) plans or individual retirement accounts. In some cases, the return after taxes may exceed the return before taxes due to an assumed tax benefit from any losses on a sale of Fund shares at the end of the measurement period.

#### **Average Annual Total Returns for the periods ending December 31, 2021**

<b>WisdomTree Dynamic Currency Hedged International Equity Fund</b>	<b>1 Year</b>	<b>5 Years</b>	<b>Since Inception January 7, 2016</b>
Return Before Taxes Based on NAV	14.33%	6.92%	8.12%
Return After Taxes on Distributions	13.40%	6.16%	7.32%
Return After Taxes on Distributions and Sale of Fund Shares	9.25%	5.47%	6.46%
WisdomTree Dynamic Currency Hedged International Equity Index (Reflects no deduction for fees, expenses or taxes)	14.81%	7.19%	8.35%
MSCI EAFE Index (Reflects no deduction for fees, expenses or taxes)	11.26%	9.55%	9.11%
MSCI EAFE Value Index (Reflects no deduction for fees, expenses or taxes)	10.89%	5.34%	6.34%
MSCI EAFE Local Currency Index (Reflects no deduction for fees, expenses or taxes)	18.70%	8.36%	8.85%

#### **Management**

##### **Investment Adviser and Sub-Adviser**

WisdomTree Asset Management serves as investment adviser to the Fund. Mellon Investments Corporation (the “Sub-Adviser”) serves as sub-adviser to the Fund.

##### **Portfolio Managers**

The Fund is managed by the Sub-Adviser’s Equity Index Strategies Portfolio Management team. The individual members of the team jointly and primarily responsible for the day-to-day management of the Fund’s portfolio are described below.

Marlene Walker-Smith, a Director, Head of Equity Index Portfolio Management, has been a portfolio manager of the Fund since October 2020.

David France, CFA, a Vice President, Senior Portfolio Manager and Team Manager, has been a portfolio manager of the Fund since June 2021.

Todd Frysinger, CFA, a Vice President, Senior Portfolio Manager and Team Manager, has been a portfolio manager of the Fund since June 2021.

Vlasta Sheremeta, CFA, a Vice President, Senior Portfolio Manager and Team Manager, has been a portfolio manager of the Fund since June 2021.

Michael Stoll, a Vice President, Senior Portfolio Manager and Team Manager, has been a portfolio manager of the Fund since June 2021.

##### **Buying and Selling Fund Shares**

The Fund is an ETF. This means that individual shares of the Fund are listed on a national securities exchange, such as Cboe BZX Exchange, Inc., and may only be purchased and sold in the secondary market through a broker-dealer at market prices. Because Fund shares trade at market prices rather than NAV, shares may trade at a price greater than NAV (premium) or less than NAV (discount). In addition, an investor may incur costs attributable to the difference between the highest price a buyer is willing to pay to purchase shares (bid) and the lowest price a seller is willing to accept for shares (ask) when buying and selling shares in the secondary market (the “bid/ask spread”). Recent information regarding the Fund, including its NAV, market price, premiums and discounts, and bid/ask spreads, is available on the Fund’s website at [www.wisdomtree.com](http://www.wisdomtree.com).

The Fund issues and redeems shares at NAV only in large blocks of shares (“Creation Units”), which only certain institutions or large investors (typically market makers or other broker-dealers) may purchase or redeem. The Fund issues and redeems Creation Units in exchange for a portfolio of securities and/or U.S. cash.



**Tax Information**

The Fund intends to make distributions that may be taxed as ordinary income, qualified dividend income or capital gains.

**Payments to Broker-Dealers and Other Financial Intermediaries**

If you purchase shares of the Fund through a broker-dealer or other financial intermediary (such as a bank) (an “Intermediary”), WisdomTree Asset Management or its affiliates may pay Intermediaries for certain activities related to the Fund, including participation in activities that are designed to make Intermediaries more knowledgeable about exchange traded products, including the Fund, or for other activities, such as marketing, educational training or other initiatives related to the sale or promotion of Fund shares. These payments may create a conflict of interest by influencing the Intermediary and your salesperson to recommend the Fund over another investment. Any such arrangements do not result in increased Fund expenses. Ask your salesperson or visit the Intermediary’s website for more information.

# WisdomTree Dynamic Currency Hedged International SmallCap Equity Fund

## Investment Objective

The WisdomTree Dynamic Currency Hedged International SmallCap Equity Fund (the “Fund”) seeks to track the price and yield performance, before fees and expenses, of the WisdomTree Dynamic Currency Hedged International SmallCap Equity Index (the “Index”).

## Fees and Expenses of the Fund

The following table describes the fees and expenses you may pay if you buy, hold and sell shares of the Fund. You may pay other fees, such as brokerage commissions and other fees to financial intermediaries, which are not reflected in the table and example below. The fees are expressed as a percentage of the Fund’s average net assets.

<b>Shareholder Fees</b> (fees paid directly from your investment)	None
<b>Annual Fund Operating Expenses</b> (expenses that you pay each year as a percentage of the value of your investment)	
Management Fees	0.48%
Distribution and/or Service (12b-1) Fees	None
Other Expenses	0.00% <sup>1</sup>
<b>Total Annual Fund Operating Expenses</b>	0.48% <sup>1</sup>

<sup>1</sup> Excludes expenses associated with the collection of additional European Union tax reclaims resulting from European Court of Justice rulings in several court cases in certain countries across the European Union. If these expenses were included, “Other Expenses” would be 0.01% and “Total Annual Fund Operating Expenses” would be 0.49%.

## Example

The following example is intended to help retail investors compare the cost of investing in the Fund shares with the cost of investing in other funds. It illustrates the hypothetical expenses that such investors would incur over various periods if they were to invest \$10,000 in the Fund for the time periods indicated and then redeem all of the shares at the end of those periods. This example assumes that the Fund provides a return of 5% a year and that operating expenses remain the same. This example does not include the brokerage commissions that retail investors may pay to buy and sell shares of the Fund. Although your actual costs may be higher or lower, based on these assumptions, your costs would be:

	1 Year	3 Years	5 Years	10 Years
	\$ 49	\$ 154	\$ 269	\$ 604

## Portfolio Turnover

The Fund pays transaction costs, such as commissions, when it buys and sells securities (or “turns over” its portfolio). A higher portfolio turnover rate may indicate higher transaction costs and may result in higher taxes when Fund shares are held in a taxable account. These costs, which are not reflected in annual fund operating expenses or in the example, affect the Fund’s performance. During the most recent fiscal year, the Fund’s portfolio turnover rate was 48% of the average value of its portfolio, excluding the value of portfolio securities received or delivered as a result of in-kind creations or redemptions of the Fund’s capital shares.

## Principal Investment Strategies of the Fund

The Fund employs a “passive management” – or indexing – investment approach designed to track the performance of the Index. The Fund generally uses a representative sampling strategy to achieve its investment objective, meaning it generally will invest in a sample of securities in the Index whose risk, return and other characteristics resemble the risk, return, and other characteristics of the Index as a whole. Under normal circumstances, at least 80% of the Fund’s total assets (exclusive of collateral held from securities lending) will be invested in component securities of the Index and investments that have economic characteristics that are substantially identical to the economic characteristics of such component securities.

The Index is a dividend weighted index designed to provide exposure to small-capitalization equity securities in the industrialized world, excluding Canada and the United States, that pay regular cash dividends on shares of common stock, while at the same time dynamically hedging currency exposure to fluctuations between the value of foreign currencies and the U.S. dollar. The Index consists of the equity securities of companies that comprise the

bottom 25% of the market capitalization of the WisdomTree International Equity Index, as of the annual Index screening date, after the 300 largest companies have been removed. As of September 30, 2022, the Index had a market capitalization range from \$12 million to \$9.8 billion, with an average market capitalization of \$949 million. To be eligible for inclusion in the Index, a company must meet the following criteria as of the annual Index screening date: (i) companies must be incorporated in Europe, Japan, Australia, Hong Kong, Israel, or Singapore and have their shares listed for trading on one of the stock exchanges in Europe (*i.e.* Austria, Belgium, Denmark, Finland, France, Germany, Ireland, Italy, the Netherlands, Norway, Portugal, Spain, Sweden, Switzerland, or the United Kingdom), the Tokyo Stock Exchange, or on exchanges in Australia, Hong Kong, Israel or Singapore; (ii) payment of at least \$5 million in gross cash dividends on shares of common stock in the prior annual cycle; (iii) market capitalization of at least \$100 million; (iv) median daily dollar volume of at least \$100,000 for the preceding three months; and (v) trading of at least 250,000 shares per month for each of the preceding six months.

Securities are weighted in the Index based on dividends paid over the prior annual cycle. Companies that pay a greater total dollar amount of dividends are more heavily weighted. To derive a company's initial Index weight, (i) *multiply* the U.S. dollar value of the company's annual gross dividend per share *by* the number of common shares outstanding for that company (the "Cash Dividend Factor"); (ii) calculate the Cash Dividend Factor for each company; (iii) add together all of the companies' Cash Dividend Factors; and (iv) *divide* the company's Cash Dividend Factor *by* the sum of all Cash Dividend Factors. The maximum weight of any one sector and any one country is capped at 25% (with the exception of the real estate sector, which is capped at 15%); however, sector and country weights may fluctuate above their specified caps in response to market conditions and/or the application of volume factor adjustments. If a component security no longer meets applicable trading volume thresholds as of the annual Index screening date, the Index methodology applies a volume factor adjustment to reduce such component security's weight in the Index and reallocates the reduction in the weight pro rata among the other remaining securities.

WisdomTree, Inc. (formerly, WisdomTree Investments, Inc.), as index provider, currently uses Standard & Poor's Global Industry Classification Standards ("S&P GICS") to define companies within a sector. The following sectors are included in the Index: consumer discretionary, consumer staples, energy, financials, health care, industrials, information technology, materials, real estate, communication services, and utilities. A sector is comprised of multiple industries. For example, the energy sector is comprised of companies in, among others, the natural gas, oil and petroleum industries. As of September 30, 2022, companies in the industrials and financials sectors comprised a significant portion of the Index.

The Index dynamically hedges currency fluctuations in the relative value of the applicable foreign currencies against the U.S. dollar, ranging from a 0% to 100% hedge. The Index determines and adjusts the hedge ratios on such foreign currencies on a monthly basis using three equally-weighted, quantitative signals: interest rate differentials, momentum, and value. Interest rate differentials are determined by measuring the difference in interest rates, as implied in one-month foreign exchange (FX) forwards, between each currency and the U.S. dollar. Momentum is the relative price momentum of the foreign currency as determined by comparing two moving average signals on the historically observed U.S. dollar spot rates over 10 and 240 business day periods. Value is the relative purchasing power of the foreign currency as determined with reference to the foreign currency spot rate over 20 business days as compared to the latest purchasing power parity (PPP) numbers as published by the Office of Economic Cooperation and Development (OECD). This approach is designed to limit losses related to foreign currencies as such currencies depreciate against the U.S. dollar while participating in gains related to foreign currencies as such currencies appreciate against the U.S. dollar, thereby seeking to have the Fund benefit from such currency movements while reducing the volatility associated with currency returns.

The Index applies an applicable published currency forward rate to such foreign currencies to hedge against fluctuations in the relative value of the foreign currencies against the U.S. dollar pursuant to the applicable hedge ratios. The Fund uses forward currency contracts or futures contracts to the extent foreign currencies are hedged.

To the extent the Index concentrates (*i.e.*, holds 25% or more of its total assets) in the securities of a particular industry or group of industries, the Fund will concentrate its investments to approximately the same extent as the Index.

### **Principal Risks of Investing in the Fund**

You can lose money on your investment in the Fund. The Fund is subject to the risks described below. The risks are generally presented in alphabetical order to facilitate finding particular risks when comparing them with other funds. Each risk summarized below is considered a "principal risk" of investing in the Fund, regardless of the order in which it appears. Some or all of these risks may adversely affect the Fund's net asset value per share ("NAV"),



trading price, yield, total return and/or ability to meet its objective. For more information about the risks of investing in the Fund, see the sections in the Fund's Prospectus titled "Additional Principal Risk Information About the Funds" and "Additional Non-Principal Risk Information."

- **Dividend Paying Securities Risk.** Securities that pay dividends, as a group, may be out of favor with the market and underperform the overall equity market or stocks of companies that do not pay dividends. In addition, changes in the dividend policies of the companies held by the Fund or the capital resources available for such company's dividend payments may adversely affect the Fund.
- **Foreign Securities Risk.** Investments in non-U.S. securities involve political, regulatory, and economic risks that may not be present in U.S. securities. For example, investments in non-U.S. securities may be subject to risk of loss due to foreign currency fluctuations, political or economic instability, or geographic events that adversely impact issuers of foreign securities. Investments in non-U.S. securities also may be subject to withholding or other taxes and may be subject to additional trading, settlement, custodial, and operational risks. These and other factors can make investments in the Fund more volatile and potentially less liquid than other types of investments.
- **Small-Capitalization Investing Risk.** The Fund invests primarily in the securities of small-capitalization companies. As a result, the Fund may be more volatile than funds that invest in larger, more established companies. The securities of small-capitalization companies generally trade in lower volumes and are subject to greater and more unpredictable price changes than larger capitalization stocks or the stock market as a whole. Small-capitalization companies may be particularly sensitive to adverse economic developments as well as changes in interest rates, government regulation, borrowing costs and earnings.
- **Investment Risk.** As with all investments, an investment in the Fund is subject to loss, including the possible loss of the entire principal amount of an investment, over short or long periods of time.
- **Market Risk.** The trading prices of equity securities and other instruments fluctuate in response to a variety of factors, such as economic, financial or political events that impact the entire market, market segments, or specific issuers. The Fund's NAV and market price may fluctuate significantly in response to these and other factors. As a result, an investor could lose money over short or long periods of time. In addition, the respiratory illness COVID-19 has spread globally for over two years, resulting in a global pandemic and major disruption to economies and markets around the world. During this time, financial markets have experienced extreme volatility and severe losses, and trading in many instruments has been disrupted or suspended. Liquidity for many instruments has been greatly reduced for periods of time. Although many global economies have re-opened fully or decreased the number of public safety measures designed to mitigate virus transmission, some economies, including those of countries with limited access to effective COVID-19 vaccines, have struggled to control the spread of the virus and re-open their economies. As a result, it remains unclear how COVID-19 will impact global markets in the future.
- **Shares of the Fund May Trade at Prices Other Than NAV.** As with all exchange traded funds ("ETFs"), Fund shares may be bought and sold in the secondary market at market prices. The trading prices of the Fund's shares in the secondary market generally differ from the Fund's daily NAV and there may be times when the market price of the shares is more than the NAV (premium) or less than the NAV (discount). This risk is heightened in times of market volatility or periods of steep market declines. Because securities held by the Fund trade on, or have exposure to, foreign exchanges that are closed when the Fund's primary listing exchange is open, the Fund is likely to experience premiums and discounts greater than those of domestic ETFs. Additionally, in stressed market conditions, the market for the Fund's shares may become less liquid in response to deteriorating liquidity in the markets for the Fund's underlying portfolio holdings.
- **Currency Exchange Rate Risk.** The Fund's strategies associated with currency hedging may not be successful. Further, in order to minimize transaction costs, or for other reasons, the Fund's exposure to the non-U.S. currencies may not be hedged to the extent indicated by any or all of the quantitative signals. Currency exchange rates can be very volatile and can change quickly and unpredictably. As a result, the value of an investment in the Fund may also change quickly, unpredictably, and without warning, and you may lose money.
- **Cybersecurity Risk.** The Fund and its service providers may be susceptible to operational and information security risks resulting from a breach in cybersecurity, including cyber-attacks. A breach in cybersecurity, intentional or unintentional, may adversely impact the Fund in many ways, including, but not limited to, disruption of the Fund's operational capacity, loss of proprietary information, theft or corruption of data, denial-of-service attacks on websites or network resources, and the unauthorized release of confidential information.

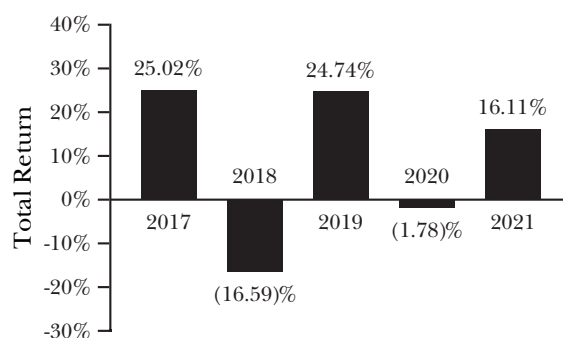
Cyber-attacks affecting the Fund's third-party service providers, market makers, institutional investors authorized to purchase and redeem shares directly from the Fund (*i.e.*, Authorized Participants), or the issuers of securities in which the Fund invests may subject the Fund to many of the same risks associated with direct cybersecurity breaches.

- **Derivatives Risk.** Derivatives are financial instruments that derive their performance from an underlying reference asset, such as a commodity, index, interest rate or inflation rate. The return on a derivative instrument may not correlate with the return of its underlying reference asset. Derivatives are subject to a number of risks described elsewhere in the Fund's Prospectus, such as market risk and issuer-specific risk. Derivatives can be volatile and may be less liquid than other securities. As a result, the value of an investment in the Fund may change quickly and without warning and you may lose money. In addition to the other risks associated with the use of derivatives described elsewhere in this Prospectus, there are risks associated with the Fund's use of forward currency contracts and/or futures contracts. These risks include but are not limited to: (1) the success of the adviser's and sub-adviser's ability to predict movements in the prices of individual currencies or securities, fluctuations in markets and movements in interest rates; (2) an imperfect or no correlation between the changes in market value of the currencies or securities and the prices of the contracts; (3) no guarantee that an active market will exist for the futures contracts at any particular time; and (4) the risk that the counterparty to a forward currency contract will default on its obligations.
- **Equity Securities Risk.** Equity securities may be more volatile than other asset classes, and their market prices may change quickly and without warning. The value of an equity security may decrease as a result of the issuer or due to general industry or market conditions unrelated to the issuer.
- **Financials Sector Risk.** The Fund currently invests a significant portion of its assets in the financials sector, and therefore, the Fund's performance could be negatively impacted by events affecting this sector. The financials sector includes, for example, banks and financial institutions providing mortgage and mortgage related services. This sector can be significantly affected by, among other things, changes in interest rates, government regulation, the rate of defaults on corporate, consumer and government debt, the availability and cost of capital, and fallout from the housing and sub-prime mortgage crisis.
- **Geographic Investment Risk.** To the extent the Fund invests a significant portion of its assets in securities of companies of a single country or region, it is more likely to be impacted by events or conditions affecting that country or region. Currently, the Fund invests a significant portion of its assets in companies organized in Japan and Europe, particularly the United Kingdom, although this may change from time to time.
- **Geopolitical Risk.** Some countries and regions in which the Fund invests have experienced security concerns, war, threats of war, aggression and/or conflict, terrorism, economic uncertainty, sanctions or the threat of sanctions, natural and environmental disasters, the spread of infectious illness, widespread disease or other public health issues and/or systemic market dislocations (including due to events outside of such countries or regions) that have led, and in the future may lead, to increased short-term market volatility and may have adverse long-term effects on the U.S. and world economies and markets generally, each of which may negatively impact the Fund's investments.
- **Hedging Risk.** Derivatives used by the Fund to offset its exposure to foreign currencies may not perform as intended. There can be no assurance that the Fund's hedging transactions will be effective. The value of an investment in the Fund could be significantly and negatively impacted if foreign currencies appreciate at the same time that the value of the Fund's equity holdings fall or securities shorted by a Fund appreciate at the same time that the Fund's long positions decrease in value.
- **Index and Data Risk.** The Fund is not "actively" managed and seeks to track the price and yield performance, before fees and expenses, of the Index. The Index may not perform as intended. The Index provider has the right to make adjustments to the Index or to cease making the Index available without regard to the particular interests of the Fund or its shareholders. The Index is heavily dependent on quantitative models and data from one or more third parties. If the computers or other facilities of the Index provider, Index calculation agent, data providers and/or relevant stock exchange malfunction for any reason, calculation and dissemination of Index values may be delayed and trading in Fund shares may be suspended for a period of time. Errors in Index data, Index calculations and/or the construction of the Index may occur from time to time and may not be identified and/or corrected by the Index provider, Index calculation agent or other applicable party for a period of time or at all, which may have an adverse impact on the Fund and its shareholders. The potential risk of continuing error may be particularly heightened in the case of the Index, which is generally not used as a benchmark by other funds or managers.

- **Industrials Sector Risk.** The Fund currently invests a significant portion of its assets in the industrials sector, and therefore, the Fund's performance could be negatively impacted by events affecting this sector. The industrials sector includes, for example, aerospace and defense, non-residential construction, engineering, machinery, transportation, and commercial and professional services companies. This sector can be significantly affected by, among other things, business cycle fluctuations, worldwide economy growth, international political and economic developments, exchange rates, commodity prices, environmental issues, government and corporate spending, supply and demand for specific products and manufacturing, and government regulation.
- **Investment Style Risk.** The Fund invests in the securities included in, or representative of, the Index regardless of their investment merit. The Fund does not attempt to outperform the Index or take defensive positions in declining markets. As a result, the Fund's performance may be adversely affected by a general decline in the market segments relating to the Index.
- **Issuer-Specific Risk.** Issuer-specific events, including changes in the actual or perceived financial condition of an issuer, can have a negative impact on the value of the Fund.
- **Non-Correlation Risk.** As with all index funds, the performance of the Fund and its Index may differ from each other for a variety of reasons. For example, the Fund incurs operating expenses and portfolio transaction costs, while also managing cash flows and potential operational inefficiencies, not incurred by its Index. In addition, when markets are volatile, the ability to sell securities at fair value prices may be adversely impacted and may result in additional trading costs and/or increase the Index tracking risk. The Fund's use of sampling techniques may affect its ability to achieve close correlation with its Index.
- **Non-Diversification Risk.** The Fund is considered to be non-diversified, which means that it may invest more of its assets in the securities of a single issuer or a smaller number of issuers than if it were a diversified fund. To the extent the Fund invests a significant percentage of its assets in a limited number of issuers, the Fund is subject to the risks of investing in those few issuers, and may be more susceptible to a single adverse economic or regulatory occurrence. As a result, changes in the market value of a single security could cause greater fluctuations in the value of Fund shares than would occur in a diversified fund.

## Fund Performance

Historical Fund performance, which varies over time, can provide an indication of the risks of investing in the Fund. The bar chart that follows shows the annual total returns of the Fund for each full calendar year since the Fund commenced operations, or the past 10 calendar years, as applicable. The table that follows the bar chart shows the Fund's average annual total returns, both before and after taxes. This table also shows how the Fund's performance compares to the Index and that of a relevant broad-based securities index. In addition, performance is shown for other indices that also represent the asset class in which the Fund invests. Index returns do not reflect deductions for fees, expenses or taxes. All returns assume reinvestment of dividends and distributions. The Fund's past performance (before and after taxes) is not necessarily an indication of how the Fund will perform in the future. Updated performance information for the Fund is available online on the Fund's website at [www.wisdomtree.com](http://www.wisdomtree.com).



The Fund's year-to-date total return as of September 30, 2022 was (17.31)%.

## Best and Worst Quarter Returns (for the periods reflected in the bar chart above)

	Return	Quarter/Year
Highest Return	14.32%	2Q/2020

	<b>Return</b>	<b>Quarter/Year</b>
Lowest Return	(29.08)%	1Q/2020

After-tax returns are calculated using the highest historical individual federal marginal income tax rates and do not reflect the impact of state and local taxes. Actual after-tax returns depend on your tax situation and may differ from those shown and are not relevant if you hold your shares through tax-deferred arrangements, such as 401(k) plans or individual retirement accounts. In some cases, the return after taxes may exceed the return before taxes due to an assumed tax benefit from any losses on a sale of Fund shares at the end of the measurement period.

### **Average Annual Total Returns for the periods ending December 31, 2021**

<b>WisdomTree Dynamic Currency Hedged International SmallCap Equity Fund</b>	<b>1 Year</b>	<b>5 Years</b>	<b>Since Inception January 7, 2016</b>
Return Before Taxes Based on NAV	16.11%	8.21%	9.48%
Return After Taxes on Distributions	15.33%	7.60%	8.87%
Return After Taxes on Distributions and Sale of Fund Shares	10.24%	6.49%	7.60%
WisdomTree Dynamic Currency Hedged International SmallCap Equity Index (Reflects no deduction for fees, expenses or taxes)	16.63%	8.68%	9.96%
MSCI EAFE Small Cap Local Currency Index (Reflects no deduction for fees, expenses or taxes)	17.28%	9.80%	10.04%
MSCI EAFE Small Cap Index (Reflects no deduction for fees, expenses or taxes)	10.10%	11.04%	10.43%
MSCI EAFE Small Cap Value Index (Reflects no deduction for fees, expenses or taxes)	11.60%	8.25%	7.47%

## **Management**

### **Investment Adviser and Sub-Adviser**

WisdomTree Asset Management serves as investment adviser to the Fund. Mellon Investments Corporation (the “Sub-Adviser”) serves as sub-adviser to the Fund.

### **Portfolio Managers**

The Fund is managed by the Sub-Adviser’s Equity Index Strategies Portfolio Management team. The individual members of the team jointly and primarily responsible for the day-to-day management of the Fund’s portfolio are described below.

Marlene Walker-Smith, a Director, Head of Equity Index Portfolio Management, has been a portfolio manager of the Fund since October 2020.

David France, CFA, a Vice President, Senior Portfolio Manager and Team Manager, has been a portfolio manager of the Fund since June 2021.

Todd Frysinger, CFA, a Vice President, Senior Portfolio Manager and Team Manager, has been a portfolio manager of the Fund since June 2021.

Vlasta Sheremeta, CFA, a Vice President, Senior Portfolio Manager and Team Manager, has been a portfolio manager of the Fund since June 2021.

Michael Stoll, a Vice President, Senior Portfolio Manager and Team Manager, has been a portfolio manager of the Fund since June 2021.

### **Buying and Selling Fund Shares**

The Fund is an ETF. This means that individual shares of the Fund are listed on a national securities exchange, such as Cboe BZX Exchange, Inc., and may only be purchased and sold in the secondary market through a broker-dealer at market prices. Because Fund shares trade at market prices rather than NAV, shares may trade at a price greater than NAV (premium) or less than NAV (discount). In addition, an investor may incur costs attributable to the difference between the highest price a buyer is willing to pay to purchase shares (bid) and the lowest price a seller is willing to accept for shares (ask) when buying and selling shares in the secondary market (the “bid/ask

spread”). Recent information regarding the Fund, including its NAV, market price, premiums and discounts, and bid/ask spreads, is available on the Fund’s website at [www.wisdomtree.com](http://www.wisdomtree.com).

The Fund issues and redeems shares at NAV only in large blocks of shares (“Creation Units”), which only certain institutions or large investors (typically market makers or other broker-dealers) may purchase or redeem. The Fund issues and redeems Creation Units in exchange for a portfolio of securities and/or U.S. cash.

**Tax Information**

The Fund intends to make distributions that may be taxed as ordinary income, qualified dividend income or capital gains.

**Payments to Broker-Dealers and Other Financial Intermediaries**

If you purchase shares of the Fund through a broker-dealer or other financial intermediary (such as a bank) (an “Intermediary”), WisdomTree Asset Management or its affiliates may pay Intermediaries for certain activities related to the Fund, including participation in activities that are designed to make Intermediaries more knowledgeable about exchange traded products, including the Fund, or for other activities, such as marketing, educational training or other initiatives related to the sale or promotion of Fund shares. These payments may create a conflict of interest by influencing the Intermediary and your salesperson to recommend the Fund over another investment. Any such arrangements do not result in increased Fund expenses. Ask your salesperson or visit the Intermediary’s website for more information.

# WisdomTree U.S. Corporate Bond Fund

## Investment Objective

The WisdomTree U.S. Corporate Bond Fund (the “Fund”) seeks to track the price and yield performance, before fees and expenses, of the WisdomTree U.S. Corporate Bond Index (the “Index”).

## Fees and Expenses of the Fund

The following table describes the fees and expenses you may pay if you buy, hold and sell shares of the Fund. You may pay other fees, such as brokerage commissions and other fees to financial intermediaries, which are not reflected in the table and example below. The fees are expressed as a percentage of the Fund’s average net assets.

<b>Shareholder Fees</b> (fees paid directly from your investment)	None
<b>Annual Fund Operating Expenses</b> (expenses that you pay each year as a percentage of the value of your investment)	
Management Fees	0.18%
Distribution and/or Service (12b-1) Fees	None
Other Expenses	0.00%
<b>Total Annual Fund Operating Expenses</b>	0.18%

## Example

The following example is intended to help retail investors compare the cost of investing in the Fund shares with the cost of investing in other funds. It illustrates the hypothetical expenses that such investors would incur over various periods if they were to invest \$10,000 in the Fund for the time periods indicated and then redeem all of the shares at the end of those periods. This example assumes that the Fund provides a return of 5% a year and that operating expenses remain the same. This example does not include the brokerage commissions that retail investors may pay to buy and sell shares of the Fund. Although your actual costs may be higher or lower, based on these assumptions, your costs would be:

	1 Year	3 Years	5 Years	10 Years
	\$ 18	\$ 58	\$ 101	\$ 230

## Portfolio Turnover

The Fund pays transaction costs, such as commissions, when it buys and sells securities (or “turns over” its portfolio). A higher portfolio turnover rate may indicate higher transaction costs and may result in higher taxes when Fund shares are held in a taxable account. These costs, which are not reflected in annual fund operating expenses or in the example, affect the Fund’s performance. During the most recent fiscal year, the Fund’s portfolio turnover rate was 52% of the average value of its portfolio, excluding the value of portfolio securities received or delivered as a result of in-kind creations or redemptions of the Fund’s capital shares.

## Principal Investment Strategies of the Fund

The Fund employs a “passive management” – or indexing – investment approach designed to track the performance of the Index. The Fund generally uses a representative sampling strategy to achieve its investment objective, meaning it generally will invest in a sample of the securities in the Index whose risk, return and other characteristics resemble the risk, return and other characteristics of the Index as a whole. Under normal circumstances, at least 80% of the Fund’s total assets (exclusive of collateral held from securities lending) will be invested in component securities of the Index and investments that have economic characteristics that are substantially identical to the economic characteristics of such component securities.

The Index is designed to capture the performance of selected issuers in the U.S. investment grade corporate bond market that are deemed to have favorable fundamental and income characteristics. The Index employs a multi-step process, which screens based on fundamentals to identify bonds with favorable characteristics and then tilts to those which offer favorable income characteristics. The goal is to improve the risk-adjusted performance of traditional market capitalization-weighted approaches of corporate bond indices.

The Index is comprised of corporate bonds of public issuers domiciled in the United States. To be eligible for inclusion in the Index, bonds must meet the following criteria: (i) pay fixed-rate coupons; (ii) have at least \$350 million in par amount outstanding; (iii) have a remaining maturity of at least one year; and (iv) rated investment



grade (at least BBB- or Baa3) by Standard & Poor's or Moody's. The final rating is determined by the average rating from the two rating agencies. All bonds are denominated in U.S. dollars.

The Index utilizes a "screen and tilt" rules-based approach to isolate bonds that have favorable fundamentals and tilts to those bonds with favorable income and valuation characteristics. Once the Index universe is defined from the eligibility criteria, individual bonds are assigned a factor score based on rules-based fundamental metrics, such as distinguishing cash flow, profitability and leverage. Bonds are ranked within each sector (*e.g.*, industrials, financials and utilities) based on their factor score and then screened so that bonds receiving the lowest 20% of factor scores in each sector are removed from the Index. Each remaining bond is then assigned an income tilt score based on its probability of default and duration relative to the other remaining bonds in its sector. Income tilt scores are then used to determine a bond's weight in the Index, with bonds receiving higher income tilt scores being more heavily weighted. Issuer exposure is capped at 5%, with excess exposure distributed to the remaining bonds on a pro-rata basis. The Index is rebalanced quarterly.

The Fund may invest up to 20% of its assets in other securities, including repurchase agreements, and/or derivatives. Derivative investments may include interest rate futures, swaps and forward contracts. The Fund's use of derivatives will be underpinned by investments in cash or other liquid assets.

To the extent the Index concentrates (*i.e.*, holds 25% or more of its total assets) in the securities of a particular industry or group of industries, the Fund will concentrate its investments to approximately the same extent as the Index.

### **Principal Risks of Investing in the Fund**

You can lose money on your investment in the Fund. The Fund is subject to the risks described below. The risks are generally presented in alphabetical order to facilitate finding particular risks when comparing them with other funds. Each risk summarized below is considered a "principal risk" of investing in the Fund, regardless of the order in which it appears. Some or all of these risks may adversely affect the Fund's net asset value per share ("NAV"), trading price, yield, total return and/or ability to meet its objective. For more information about the risks of investing in the Fund, see the sections in the Fund's Prospectus titled "Additional Principal Risk Information About the Funds" and "Additional Non-Principal Risk Information."

- **Interest Rate Risk.** Interest rate risk is the risk that fixed income securities will decline in value because of an increase in interest rates and changes to other factors, such as perception of an issuer's creditworthiness. Funds with higher durations generally are subject to greater interest rate risk. For example, the price of a security with a seven-year duration would be expected to drop by approximately 7% in response to a 1% increase in interest rates.
- **Issuer Credit Risk.** The financial condition of an issuer of a debt security or other instrument may cause such issuer to default, become unable to pay interest or principal due or otherwise fail to honor its obligations or cause such issuer to be perceived (whether by market participants, rating agencies, pricing services or otherwise) as being in such situations. The value of an investment in the Fund may change quickly and without warning in response to issuer defaults, changes in the credit ratings of the Fund's portfolio investments and/or perceptions related thereto.
- **Investment Risk.** As with all investments, an investment in the Fund is subject to loss, including the possible loss of the entire principal amount of an investment, over short or long periods of time.
- **Market Risk.** The trading prices of fixed income securities and other instruments fluctuate in response to a variety of factors, such as economic, financial or political events that impact the entire market, market segments, or specific issuers. The Fund's NAV and market price may fluctuate significantly in response to these and other factors. As a result, an investor could lose money over short or long periods of time. In addition, the respiratory illness COVID-19 has spread globally for over two years, resulting in a global pandemic and major disruption to economies and markets around the world, including the United States. During this time, financial markets have experienced extreme volatility and severe losses, and trading in many instruments has been disrupted or suspended. Liquidity for many instruments has been greatly reduced for periods of time. Although many global economies have re-opened fully or decreased the number of public safety measures designed to mitigate virus transmission, some economies, including those of countries with limited access to effective COVID-19 vaccines, have struggled to control the spread of the virus and re-open their economies. As a result, it remains unclear how COVID-19 will impact global markets in the future.

- **Shares of the Fund May Trade at Prices Other Than NAV.** As with all exchange traded funds (“ETFs”), Fund shares may be bought and sold in the secondary market at market prices. The trading prices of the Fund’s shares in the secondary market generally differ from the Fund’s daily NAV and there may be times when the market price of the shares is more than the NAV (premium) or less than the NAV (discount). This risk is heightened in times of market volatility or periods of steep market declines. Additionally, in stressed market conditions, the market for the Fund’s shares may become less liquid in response to deteriorating liquidity in the markets for the Fund’s underlying portfolio holdings.
- **Cybersecurity Risk.** The Fund and its service providers may be susceptible to operational and information security risks resulting from a breach in cybersecurity, including cyber-attacks. A breach in cybersecurity, intentional or unintentional, may adversely impact the Fund in many ways, including, but not limited to, disruption of the Fund’s operational capacity, loss of proprietary information, theft or corruption of data, denial-of-service attacks on websites or network resources, and the unauthorized release of confidential information. Cyber-attacks affecting the Fund’s third-party service providers, market makers, institutional investors authorized to purchase and redeem shares directly from the Fund (*i.e.*, Authorized Participants), or the issuers of securities in which the Fund invests may subject the Fund to many of the same risks associated with direct cybersecurity breaches.
- **Derivatives Risk.** Derivatives are financial instruments that derive their performance from an underlying reference asset, such as a commodity, index, interest rate or inflation rate. The return on a derivative instrument may not correlate with the return of its underlying reference asset. Derivatives are subject to a number of risks described elsewhere in the Fund’s Prospectus, such as market risk and issuer-specific risk. Derivatives can be volatile and may be less liquid than other securities. As a result, the value of an investment in the Fund may change quickly and without warning and you may lose money. In addition to the other risks associated with the use of derivatives described elsewhere in this Prospectus, there are risks associated with the Fund’s use of forward contracts, interest rate futures and/or swaps. With respect to forward contracts and futures, these risks include but are not limited to: (1) the success of the adviser’s and sub-adviser’s ability to predict movements in the prices of individual currencies or securities, fluctuations in markets and movements in interest rates; (2) an imperfect or no correlation between the changes in market value of the currencies or securities and the prices of futures contracts; and (3) no guarantee that an active market will exist for the futures contracts at any particular time. The risks of swaps include but are not limited to the potential to increase or decrease the overall volatility of the Fund’s investments and its share price.
- **Geopolitical Risk.** The United States has experienced security concerns, war, threats of war, aggression and/or conflict, terrorism, economic uncertainty, sanctions or the threat of sanctions, natural and environmental disasters, the spread of infectious illness, widespread disease or other public health issues and/or systemic market dislocations (including due to events outside of the United States) that have led, and in the future may lead, to increased short-term market volatility and may have adverse long-term effects on the U.S. and world economies and markets generally, each of which may negatively impact the Fund’s investments.
- **Index and Data Risk.** The Fund is not “actively” managed and seeks to track the price and yield performance, before fees and expenses, of the Index. The Index may not perform as intended. The Index provider has the right to make adjustments to the Index or to cease making the Index available without regard to the particular interests of the Fund or its shareholders. If the computers or other facilities of the Index provider, Index calculation agent, data providers and/or relevant stock exchange malfunction for any reason, calculation and dissemination of Index values may be delayed and trading in Fund shares may be suspended for a period of time. Errors in Index data, Index calculations and/or the construction of the Index may occur from time to time and may not be identified and/or corrected by the Index provider, Index calculation agent or other applicable party for a period of time or at all, which may have an adverse impact on the Fund and its shareholders. The potential risk of continuing error may be particularly heightened in the case of the Index, which is generally not used as a benchmark by other funds or managers.
- **Investment Style Risk.** The Fund invests in the securities included in, or representative of, the Index regardless of their investment merit. The Fund does not attempt to outperform the Index or take defensive positions in declining markets. As a result, the Fund’s performance may be adversely affected by a general decline in the market segments relating to the Index.
- **Non-Correlation Risk.** As with all index funds, the performance of the Fund and its Index may differ from each other for a variety of reasons. For example, the Fund incurs operating expenses and portfolio transaction costs, while also managing cash flows and potential operational inefficiencies, not incurred by its Index. In addition,

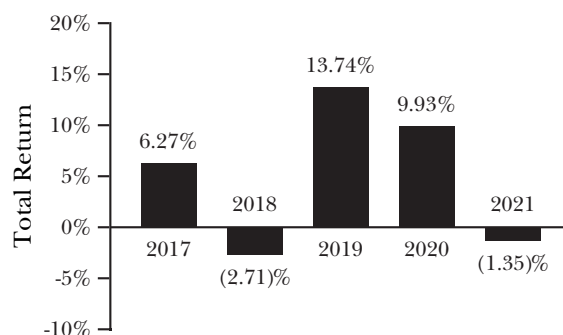


when markets are volatile, the ability to sell securities at fair value prices may be adversely impacted and may result in additional trading costs and/or increase the Index tracking risk. The Fund's use of sampling techniques may affect its ability to achieve close correlation with its Index.

- **Non-Diversification Risk.** The Fund is considered to be non-diversified, which means that it may invest more of its assets in the securities of a single issuer or a smaller number of issuers than if it were a diversified fund. To the extent the Fund invests a significant percentage of its assets in a limited number of issuers, the Fund is subject to the risks of investing in those few issuers, and may be more susceptible to a single adverse economic or regulatory occurrence. As a result, changes in the market value of a single security could cause greater fluctuations in the value of Fund shares than would occur in a diversified fund.
- **Repurchase Agreement Risk.** A repurchase agreement is a transaction in which the Fund purchases securities or other obligations from a bank or securities dealer and simultaneously commits to resell them to a counterparty at an agreed-upon date or upon demand and at a price reflecting a market rate of interest unrelated to the coupon rate or maturity of the purchased obligations. Investments in repurchase agreements may be subject to market and credit risk with respect to the collateral securing the repurchase agreements. Investments in repurchase agreements also may be subject to the risk that the market value of the underlying obligations may decline prior to the expiration of the repurchase agreement term.

### Fund Performance

Historical Fund performance, which varies over time, can provide an indication of the risks of investing in the Fund. The bar chart that follows shows the annual total returns of the Fund for each full calendar year since the Fund commenced operations, or the past 10 calendar years, as applicable. The table that follows the bar chart shows the Fund's average annual total returns, both before and after taxes. This table also shows how the Fund's performance compares to the Index and that of a relevant broad-based securities index. Index returns do not reflect deductions for fees, expenses or taxes. All returns assume reinvestment of dividends and distributions. The Fund's past performance (before and after taxes) is not necessarily an indication of how the Fund will perform in the future. Updated performance information for the Fund is available online on the Fund's website at [www.wisdomtree.com](http://www.wisdomtree.com).



The Fund's year-to-date total return as of September 30, 2022 was (19.30)%.

### Best and Worst Quarter Returns (for the periods reflected in the bar chart above)

	Return	Quarter/Year
Highest Return	9.37%	2Q/2020
Lowest Return	(5.79)%	1Q/2021

After-tax returns are calculated using the highest historical individual federal marginal income tax rates and do not reflect the impact of state and local taxes. Actual after-tax returns depend on your tax situation and may differ from those shown and are not relevant if you hold your shares through tax-deferred arrangements, such as 401(k) plans or individual retirement accounts. In some cases, the return after taxes may exceed the return before taxes due to an assumed tax benefit from any losses on a sale of Fund shares at the end of the measurement period.

**Average Annual Total Returns for the periods ending December 31, 2021**

<b>WisdomTree U.S. Corporate Bond Fund</b>	<b>1 Year</b>	<b>5 Years</b>	<b>Since Inception April 27, 2016</b>
Return Before Taxes Based on NAV	(1.35)%	4.98%	4.35%
Return After Taxes on Distributions	(2.31)%	3.75%	3.09%
Return After Taxes on Distributions and Sale of Fund Shares	(0.78)%	3.30%	2.78%
WisdomTree U.S. Corporate Bond Index (Reflects no deduction for fees, expenses or taxes)	(1.04)%	5.26%	4.74%
ICE BofA Merrill Lynch U.S. Corporate Index (Reflects no deduction for fees, expenses or taxes)	(0.95)%	5.28%	4.80%

**Management****Investment Adviser and Sub-Adviser**

WisdomTree Asset Management serves as investment adviser to the Fund. Voya Investment Management Co., LLC (“Voya IM”) serves as sub-adviser to the Fund.

**Portfolio Managers**

The Fund is managed by Voya IM’s Investment Grade Credit Portfolio Management team. The individual members of the team jointly and primarily responsible for the day-to-day management of the Fund’s portfolio are described below.

Travis King, CFA, Portfolio Manager, has been a portfolio manager of the Fund since its inception in April 2016.

Anil Katarya, CFA, Portfolio Manager, has been a portfolio manager of the Fund since its inception in April 2016.

**Buying and Selling Fund Shares**

The Fund is an ETF. This means that individual shares of the Fund are listed on a national securities exchange, such as Cboe BZX Exchange, Inc., and may only be purchased and sold in the secondary market through a broker-dealer at market prices. Because Fund shares trade at market prices rather than NAV, shares may trade at a price greater than NAV (premium) or less than NAV (discount). In addition, an investor may incur costs attributable to the difference between the highest price a buyer is willing to pay to purchase shares (bid) and the lowest price a seller is willing to accept for shares (ask) when buying and selling shares in the secondary market (the “bid/ask spread”). Recent information regarding the Fund, including its NAV, market price, premiums and discounts, and bid/ask spreads, is available on the Fund’s website at [www.wisdomtree.com](http://www.wisdomtree.com).

The Fund issues and redeems shares at NAV only in large blocks of shares (“Creation Units”), which only certain institutions or large investors (typically market makers or other broker-dealers) may purchase or redeem. The Fund issues and redeems Creation Units in exchange for a portfolio of securities and/or U.S. cash.

**Tax Information**

The Fund intends to make distributions that may be taxed as ordinary income, qualified dividend income or capital gains.

**Payments to Broker-Dealers and Other Financial Intermediaries**

If you purchase shares of the Fund through a broker-dealer or other financial intermediary (such as a bank) (an “Intermediary”), WisdomTree Asset Management or its affiliates may pay Intermediaries for certain activities related to the Fund, including participation in activities that are designed to make Intermediaries more knowledgeable about exchange traded products, including the Fund, or for other activities, such as marketing, educational training or other initiatives related to the sale or promotion of Fund shares. These payments may create a conflict of interest by influencing the Intermediary and your salesperson to recommend the Fund over another investment. Any such arrangements do not result in increased Fund expenses. Ask your salesperson or visit the Intermediary’s website for more information.

# WisdomTree U.S. High Yield Corporate Bond Fund

## Investment Objective

The WisdomTree U.S. High Yield Corporate Bond Fund (the “Fund”) seeks to track the price and yield performance, before fees and expenses, of the WisdomTree U.S. High Yield Corporate Bond Index (the “Index”).

## Fees and Expenses of the Fund

The following table describes the fees and expenses you may pay if you buy, hold and sell shares of the Fund. You may pay other fees, such as brokerage commissions and other fees to financial intermediaries, which are not reflected in the table and example below. The fees are expressed as a percentage of the Fund’s average net assets.

<b>Shareholder Fees</b> (fees paid directly from your investment)	None
<b>Annual Fund Operating Expenses</b> (expenses that you pay each year as a percentage of the value of your investment)	
Management Fees	0.38%
Distribution and/or Service (12b-1) Fees	None
Other Expenses	0.00%
<b>Total Annual Fund Operating Expenses</b>	0.38%

## Example

The following example is intended to help retail investors compare the cost of investing in the Fund shares with the cost of investing in other funds. It illustrates the hypothetical expenses that such investors would incur over various periods if they were to invest \$10,000 in the Fund for the time periods indicated and then redeem all of the shares at the end of those periods. This example assumes that the Fund provides a return of 5% a year and that operating expenses remain the same. This example does not include the brokerage commissions that retail investors may pay to buy and sell shares of the Fund. Although your actual costs may be higher or lower, based on these assumptions, your costs would be:

	<b>1 Year</b>	<b>3 Years</b>	<b>5 Years</b>	<b>10 Years</b>
	\$ 39	\$ 122	\$ 213	\$ 480

## Portfolio Turnover

The Fund pays transaction costs, such as commissions, when it buys and sells securities (or “turns over” its portfolio). A higher portfolio turnover rate may indicate higher transaction costs and may result in higher taxes when Fund shares are held in a taxable account. These costs, which are not reflected in annual fund operating expenses or in the example, affect the Fund’s performance. During the most recent fiscal year, the Fund’s portfolio turnover rate was 24% of the average value of its portfolio, excluding the value of portfolio securities received or delivered as a result of in-kind creations or redemptions of the Fund’s capital shares.

## Principal Investment Strategies of the Fund

The Fund employs a “passive management” – or indexing – investment approach designed to track the performance of the Index. The Fund generally uses a representative sampling strategy to achieve its investment objective, meaning it generally will invest in a sample of the securities in the Index whose risk, return and other characteristics resemble the risk, return and other characteristics of the Index as a whole. Under normal circumstances, at least 80% of the Fund’s total assets (exclusive of collateral held from securities lending) will be invested in component securities of the Index and investments that have economic characteristics that are substantially identical to the economic characteristics of such component securities.

The Index is designed to capture the performance of selected issuers in the U.S. non-investment-grade corporate bond (“junk bonds”) market that are deemed to have favorable fundamental and income characteristics. The Index employs a multi-step process, which screens based on fundamentals to identify bonds with favorable characteristics and then tilts to those individual securities which offer favorable income characteristics. The goal is to improve the risk-adjusted performance of traditional market capitalization-weighted approaches of high-yield corporate bond indices.

The Index is comprised of corporate bonds of public issuers domiciled in the United States. To be eligible for inclusion in the Index, bonds must meet the following criteria: (i) pay fixed-rate coupons; (ii) have at least \$500

million in par amount outstanding; (iii) have a remaining maturity of at least one year; (iv) rated non-investment grade by Moody's or Standard & Poor's. In addition, the issuer cannot have defaulted or be in distress. For the purposes of the Index, bonds issued under Regulation S are excluded from eligibility. All bonds are denominated in U.S. dollars.

The Index utilizes a "screen and tilt" rules-based approach to isolate bonds that have favorable fundamentals and tilts to those bonds with favorable income and valuation characteristics. Once the Index universe is defined from the eligibility criteria, individual bonds are assigned a factor score based on rules-based fundamental metrics, such as distinguishing cash flow characteristics and discards the securities with poor cash flow performance. Remaining bonds are ranked within each sector based on their liquidity scores and then screened so that the bonds receiving the lowest 5% of liquidity scores in each sector (*e.g.*, industrials, financials, utilities, consumer and energy) are removed from the Index. Each remaining bond is then assigned an income tilt score based on its probability of default relative to the other remaining bonds in its sector. Income tilt scores are then used to determine a bond's weight in the Index, with bonds receiving higher income tilt scores being more heavily weighted. Issuer exposure is capped at 2%, with excess exposure distributed to the remaining bonds on a pro-rata basis. The Index is rebalanced semi-annually.

The Fund may invest up to 20% of its assets in other securities, including repurchase agreements, and/or derivatives. Derivative investments may include interest rate futures, swaps and forward contracts. The Fund's use of derivatives will be underpinned by investments in cash or other liquid assets.

To the extent the Index concentrates (*i.e.*, holds 25% or more of its total assets) in the securities of a particular industry or group of industries, the Fund will concentrate its investments to approximately the same extent as the Index.

### **Principal Risks of Investing in the Fund**

You can lose money on your investment in the Fund. The Fund is subject to the risks described below. The risks are generally presented in alphabetical order to facilitate finding particular risks when comparing them with other funds. Each risk summarized below is considered a "principal risk" of investing in the Fund, regardless of the order in which it appears. Some or all of these risks may adversely affect the Fund's net asset value per share ("NAV"), trading price, yield, total return and/or ability to meet its objective. For more information about the risks of investing in the Fund, see the sections in the Fund's Prospectus titled "Additional Principal Risk Information About the Funds" and "Additional Non-Principal Risk Information."

- **High Yield Securities Risk.** Higher yielding, high risk debt securities, sometimes referred to as junk bonds, may present additional risk because these securities may be less liquid and present more credit risk than investment grade bonds. The price of high yield securities tends to be more susceptible to issuer-specific operating results and outlook and to real or perceived adverse economic and competitive industry conditions. High yield securities may be regarded as predominantly speculative with respect to the issuer's continuing ability to meet principal and interest payments.
- **Interest Rate Risk.** Interest rate risk is the risk that fixed income securities will decline in value because of an increase in interest rates and changes to other factors, such as perception of an issuer's creditworthiness. Funds with higher durations generally are subject to greater interest rate risk. For example, the price of a security with a four-year duration would be expected to drop by approximately 4% in response to a 1% increase in interest rates.
- **Issuer Credit Risk.** The financial condition of an issuer of a debt security or other instrument may cause such issuer to default, become unable to pay interest or principal due or otherwise fail to honor its obligations or cause such issuer to be perceived (whether by market participants, rating agencies, pricing services or otherwise) as being in such situations. The value of an investment in the Fund may change quickly and without warning in response to issuer defaults, changes in the credit ratings of the Fund's portfolio investments and/or perceptions related thereto.
- **Investment Risk.** As with all investments, an investment in the Fund is subject to loss, including the possible loss of the entire principal amount of an investment, over short or long periods of time.
- **Market Risk.** The trading prices of fixed income securities and other instruments fluctuate in response to a variety of factors, such as economic, financial or political events that impact the entire market, market segments, or specific issuers. The Fund's NAV and market price may fluctuate significantly in response to these and other factors. As a result, an investor could lose money over short or long periods of time. In addition, the respiratory

illness COVID-19 has spread globally for over two years, resulting in a global pandemic and major disruption to economies and markets around the world, including the United States. During this time, financial markets have experienced extreme volatility and severe losses, and trading in many instruments has been disrupted or suspended. Liquidity for many instruments has been greatly reduced for periods of time. Although many global economies have re-opened fully or decreased the number of public safety measures designed to mitigate virus transmission, some economies, including those of countries with limited access to effective COVID-19 vaccines, have struggled to control the spread of the virus and re-open their economies. As a result, it remains unclear how COVID-19 will impact global markets in the future.

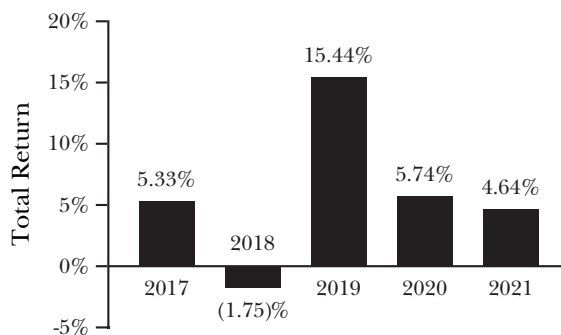
- **Shares of the Fund May Trade at Prices Other Than NAV.** As with all exchange traded funds (“ETFs”), Fund shares may be bought and sold in the secondary market at market prices. The trading prices of the Fund’s shares in the secondary market generally differ from the Fund’s daily NAV and there may be times when the market price of the shares is more than the NAV (premium) or less than the NAV (discount). This risk is heightened in times of market volatility or periods of steep market declines. Additionally, in stressed market conditions, the market for the Fund’s shares may become less liquid in response to deteriorating liquidity in the markets for the Fund’s underlying portfolio holdings.
- **Cybersecurity Risk.** The Fund and its service providers may be susceptible to operational and information security risks resulting from a breach in cybersecurity, including cyber-attacks. A breach in cybersecurity, intentional or unintentional, may adversely impact the Fund in many ways, including, but not limited to, disruption of the Fund’s operational capacity, loss of proprietary information, theft or corruption of data, denial-of-service attacks on websites or network resources, and the unauthorized release of confidential information. Cyber-attacks affecting the Fund’s third-party service providers, market makers, institutional investors authorized to purchase and redeem shares directly from the Fund (*i.e.*, Authorized Participants), or the issuers of securities in which the Fund invests may subject the Fund to many of the same risks associated with direct cybersecurity breaches.
- **Derivatives Risk.** Derivatives are financial instruments that derive their performance from an underlying reference asset, such as a commodity, index, interest rate or inflation rate. The return on a derivative instrument may not correlate with the return of its underlying reference asset. Derivatives are subject to a number of risks described elsewhere in the Fund’s Prospectus, such as market risk and issuer-specific risk. Derivatives can be volatile and may be less liquid than other securities. As a result, the value of an investment in the Fund may change quickly and without warning and you may lose money. In addition to the other risks associated with the use of derivatives described elsewhere in this Prospectus, there are risks associated with the Fund’s use of forward contracts, interest rate futures and/or swaps. With respect to forward contracts and futures, these risks include but are not limited to: (1) the success of the adviser’s and sub-adviser’s ability to predict movements in the prices of individual currencies or securities, fluctuations in markets and movements in interest rates; (2) an imperfect or no correlation between the changes in market value of the currencies or securities and the prices of futures contracts; and (3) no guarantee that an active market will exist for the futures contracts at any particular time. The risks of swaps include but are not limited to the potential to increase or decrease the overall volatility of the Fund’s investments and its share price.
- **Geopolitical Risk.** The United States has experienced security concerns, war, threats of war, aggression and/or conflict, terrorism, economic uncertainty, sanctions or the threat of sanctions, natural and environmental disasters, the spread of infectious illness, widespread disease or other public health issues and/or systemic market dislocations (including due to events outside of the United States) that have led, and in the future may lead, to increased short-term market volatility and may have adverse long-term effects on the U.S. and world economies and markets generally, each of which may negatively impact the Fund’s investments.
- **Index and Data Risk.** The Fund is not “actively” managed and seeks to track the price and yield performance, before fees and expenses, of the Index. The Index may not perform as intended. The Index provider has the right to make adjustments to the Index or to cease making the Index available without regard to the particular interests of the Fund or its shareholders. If the computers or other facilities of the Index provider, Index calculation agent, data providers and/or relevant stock exchange malfunction for any reason, calculation and dissemination of Index values may be delayed and trading in Fund shares may be suspended for a period of time. Errors in Index data, Index calculations and/or the construction of the Index may occur from time to time and may not be identified and/or corrected by the Index provider, Index calculation agent or other applicable party for a period of time or at all, which may have an adverse impact on the Fund and its shareholders. The potential risk of continuing error may be particularly heightened in the case of the Index, which is generally not used as a benchmark by other funds or managers.



- **Investment Style Risk.** The Fund invests in the securities included in, or representative of, the Index regardless of their investment merit. The Fund does not attempt to outperform the Index or take defensive positions in declining markets. As a result, the Fund's performance may be adversely affected by a general decline in the market segments relating to the Index.
- **Non-Correlation Risk.** As with all index funds, the performance of the Fund and its Index may differ from each other for a variety of reasons. For example, the Fund incurs operating expenses and portfolio transaction costs, while also managing cash flows and potential operational inefficiencies, not incurred by its Index. In addition, when markets are volatile, the ability to sell securities at fair value prices may be adversely impacted and may result in additional trading costs and/or increase the Index tracking risk. The Fund's use of sampling techniques may affect its ability to achieve close correlation with its Index.
- **Non-Diversification Risk.** The Fund is considered to be non-diversified, which means that it may invest more of its assets in the securities of a single issuer or a smaller number of issuers than if it were a diversified fund. To the extent the Fund invests a significant percentage of its assets in a limited number of issuers, the Fund is subject to the risks of investing in those few issuers, and may be more susceptible to a single adverse economic or regulatory occurrence. As a result, changes in the market value of a single security could cause greater fluctuations in the value of Fund shares than would occur in a diversified fund.
- **Repurchase Agreement Risk.** A repurchase agreement is a transaction in which the Fund purchases securities or other obligations from a bank or securities dealer and simultaneously commits to resell them to a counterparty at an agreed-upon date or upon demand and at a price reflecting a market rate of interest unrelated to the coupon rate or maturity of the purchased obligations. Investments in repurchase agreements may be subject to market and credit risk with respect to the collateral securing the repurchase agreements. Investments in repurchase agreements also may be subject to the risk that the market value of the underlying obligations may decline prior to the expiration of the repurchase agreement term.

## Fund Performance

Historical Fund performance, which varies over time, can provide an indication of the risks of investing in the Fund. The bar chart that follows shows the annual total returns of the Fund for each full calendar year since the Fund commenced operations, or the past 10 calendar years, as applicable. The table that follows the bar chart shows the Fund's average annual total returns, both before and after taxes. This table also shows how the Fund's performance compares to the Index and that of a relevant broad-based securities index. Index returns do not reflect deductions for fees, expenses or taxes. All returns assume reinvestment of dividends and distributions. The Fund's past performance (before and after taxes) is not necessarily an indication of how the Fund will perform in the future. Updated performance information for the Fund is available online on the Fund's website at [www.wisdomtree.com](http://www.wisdomtree.com).



The Fund's year-to-date total return as of September 30, 2022 was (15.22)%.

## Best and Worst Quarter Returns (for the periods reflected in the bar chart above)

	Return	Quarter/Year
Highest Return	8.15%	1Q/2019
Lowest Return	(10.41)%	1Q/2020

After-tax returns are calculated using the highest historical individual federal marginal income tax rates and do not reflect the impact of state and local taxes. Actual after-tax returns depend on your tax situation and may differ from

those shown and are not relevant if you hold your shares through tax-deferred arrangements, such as 401(k) plans or individual retirement accounts. In some cases, the return after taxes may exceed the return before taxes due to an assumed tax benefit from any losses on a sale of Fund shares at the end of the measurement period.

#### **Average Annual Total Returns for the periods ending December 31, 2021**

<b>WisdomTree U.S. High Yield Corporate Bond Fund</b>	<b>1 Year</b>	<b>5 Years</b>	<b>Since Inception April 27, 2016</b>
Return Before Taxes Based on NAV	4.64%	5.74%	6.41%
Return After Taxes on Distributions	2.91%	3.47%	4.05%
Return After Taxes on Distributions and Sale of Fund Shares	2.72%	3.38%	3.86%
WisdomTree U.S. High Yield Corporate Bond Index (Reflects no deduction for fees, expenses or taxes)	5.47%	6.32%	7.16%
ICE BofA Merrill Lynch U.S. High Yield Index (Reflects no deduction for fees, expenses or taxes)	5.36%	6.10%	7.11%

### **Management**

#### **Investment Adviser and Sub-Adviser**

WisdomTree Asset Management serves as investment adviser to the Fund. Voya Investment Management Co., LLC (“Voya IM”) serves as sub-adviser to the Fund.

#### **Portfolio Managers**

The Fund is managed by Voya IM’s High Yield Portfolio Management team. The individual members of the team jointly and primarily responsible for the day-to-day management of the Fund’s portfolio are described below.

Randall Parrish, CFA, Portfolio Manager, has been a portfolio manager of the Fund since its inception in April 2016.

Rick Cumberledge, CFA, Portfolio Manager, has been a portfolio manager of the Fund since its inception in April 2016.

#### **Buying and Selling Fund Shares**

The Fund is an ETF. This means that individual shares of the Fund are listed on a national securities exchange, such as Cboe BZX Exchange, Inc., and may only be purchased and sold in the secondary market through a broker-dealer at market prices. Because Fund shares trade at market prices rather than NAV, shares may trade at a price greater than NAV (premium) or less than NAV (discount). In addition, an investor may incur costs attributable to the difference between the highest price a buyer is willing to pay to purchase shares (bid) and the lowest price a seller is willing to accept for shares (ask) when buying and selling shares in the secondary market (the “bid/ask spread”). Recent information regarding the Fund, including its NAV, market price, premiums and discounts, and bid/ask spreads, is available on the Fund’s website at [www.wisdomtree.com](http://www.wisdomtree.com).

The Fund issues and redeems shares at NAV only in large blocks of shares (“Creation Units”), which only certain institutions or large investors (typically market makers or other broker-dealers) may purchase or redeem. The Fund issues and redeems Creation Units in exchange for a portfolio of securities and/or U.S. cash.

#### **Tax Information**

The Fund intends to make distributions that may be taxed as ordinary income, qualified dividend income or capital gains.

#### **Payments to Broker-Dealers and Other Financial Intermediaries**

If you purchase shares of the Fund through a broker-dealer or other financial intermediary (such as a bank) (an “Intermediary”), WisdomTree Asset Management or its affiliates may pay Intermediaries for certain activities related to the Fund, including participation in activities that are designed to make Intermediaries more knowledgeable about exchange traded products, including the Fund, or for other activities, such as marketing, educational training or other initiatives related to the sale or promotion of Fund shares. These payments may create a conflict of interest by influencing the Intermediary and your salesperson to recommend the Fund over another investment.

Any such arrangements do not result in increased Fund expenses. Ask your salesperson or visit the Intermediary's website for more information.



# WisdomTree U.S. Short-Term Corporate Bond Fund

## Investment Objective

The WisdomTree U.S. Short-Term Corporate Bond Fund (the “Fund”) seeks to track the price and yield performance, before fees and expenses, of the WisdomTree U.S. Short-term Corporate Bond Index (the “Index”).

## Fees and Expenses of the Fund

The following table describes the fees and expenses you may pay if you buy, hold and sell shares of the Fund. You may pay other fees, such as brokerage commissions and other fees to financial intermediaries, which are not reflected in the table and example below. The fees are expressed as a percentage of the Fund’s average net assets.

<b>Shareholder Fees</b> (fees paid directly from your investment)	None
<b>Annual Fund Operating Expenses</b> (expenses that you pay each year as a percentage of the value of your investment)	
Management Fees	0.18%
Distribution and/or Service (12b-1) Fees	None
Other Expenses	0.00%
<b>Total Annual Fund Operating Expenses</b>	0.18%

## Example

The following example is intended to help retail investors compare the cost of investing in the Fund shares with the cost of investing in other funds. It illustrates the hypothetical expenses that such investors would incur over various periods if they were to invest \$10,000 in the Fund for the time periods indicated and then redeem all of the shares at the end of those periods. This example assumes that the Fund provides a return of 5% a year and that operating expenses remain the same. This example does not include the brokerage commissions that retail investors may pay to buy and sell shares of the Fund. Although your actual costs may be higher or lower, based on these assumptions, your costs would be:

	1 Year	3 Years	5 Years	10 Years
	\$ 18	\$ 58	\$ 101	\$ 230

## Portfolio Turnover

The Fund pays transaction costs, such as commissions, when it buys and sells securities (or “turns over” its portfolio). A higher portfolio turnover rate may indicate higher transaction costs and may result in higher taxes when Fund shares are held in a taxable account. These costs, which are not reflected in annual fund operating expenses or in the example, affect the Fund’s performance. During the most recent fiscal year, the Fund’s portfolio turnover rate was 55% of the average value of its portfolio, excluding the value of portfolio securities received or delivered as a result of in-kind creations or redemptions of the Fund’s capital shares.

## Principal Investment Strategies of the Fund

The Fund employs a “passive management” – or indexing – investment approach designed to track the performance of the Index. The Fund generally uses a representative sampling strategy to achieve its investment objective, meaning it generally will invest in a sample of the securities in the Index whose risk, return and other characteristics resemble the risk, return and other characteristics of the Index as a whole. Under normal circumstances, at least 80% of the Fund’s total assets (exclusive of collateral held from securities lending) will be invested in component securities of the Index and investments that have economic characteristics that are substantially identical to the economic characteristics of such component securities.

The Index is designed to capture the performance of selected issuers in the short-term U.S. investment grade corporate bond market that are deemed to have favorable fundamental and income characteristics. The Index employs a multi-step process, which screens based on fundamentals to identify bonds with favorable characteristics and then tilts to those which offer favorable income characteristics. The goal is to improve the risk-adjusted performance of traditional market capitalization- weighted approaches of corporate bond indices.

The Index is comprised of corporate bonds of public issuers domiciled in the United States. To be eligible for inclusion in the Index, bonds must meet the following criteria: (i) pay fixed-rate coupons; (ii) have at least \$350 million in par amount outstanding; (iii) have a remaining maturity of at least one year and at most five years; and

(iv) rated investment grade (at least BBB- or Baa3) by Standard & Poor's or Moody's. The final rating is determined by the average rating from the two rating agencies. All bonds are denominated in U.S. dollars.

The Index utilizes a “screen and tilt” rules-based approach to isolate bonds that have favorable fundamentals and tilts to those bonds with favorable income and valuation characteristics. Once the Index universe is defined from the eligibility criteria, individual bonds are assigned a factor score based on rules-based fundamental metrics distinguishing cash flow, profitability and leverage. Bonds are ranked within each sector based on their factor scores and then screened so that the bonds receiving the lowest 20% of factor scores in each sector (*e.g.*, industrials, financials and utilities) are removed from the Index. Each remaining bond is then assigned an income tilt score based on its probability of default and duration relative to the other remaining bonds in its sector. Income tilt scores are then used to determine a bond's weight in the Index, with bonds receiving higher income tilt scores being more heavily weighted. Issuer exposure is capped at 5%, with excess exposure distributed to the remaining bonds on a pro-rata basis. The Index is rebalanced quarterly.

The Fund may invest up to 20% of its assets in other securities, including repurchase agreements, and/or derivatives. Derivative investments may include interest rate futures, swaps and forward contracts. The Fund's use of derivatives will be underpinned by investments in cash or other liquid assets.

To the extent the Index concentrates (*i.e.*, holds 25% or more of its total assets) in the securities of a particular industry or group of industries, the Fund will concentrate its investments to approximately the same extent as the Index.

### **Principal Risks of Investing in the Fund**

You can lose money on your investment in the Fund. The Fund is subject to the risks described below. The risks are generally presented in alphabetical order to facilitate finding particular risks when comparing them with other funds. Each risk summarized below is considered a “principal risk” of investing in the Fund, regardless of the order in which it appears. Some or all of these risks may adversely affect the Fund's net asset value per share (“NAV”), trading price, yield, total return and/or ability to meet its objective. For more information about the risks of investing in the Fund, see the sections in the Fund's Prospectus titled “Additional Principal Risk Information About the Funds” and “Additional Non-Principal Risk Information.”

- **Interest Rate Risk.** Interest rate risk is the risk that fixed income securities will decline in value because of an increase in interest rates and changes to other factors, such as perception of an issuer's creditworthiness. Funds with higher durations generally are subject to greater interest rate risk. For example, the price of a security with a three-year duration would be expected to drop by approximately 3% in response to a 1% increase in interest rates.
- **Issuer Credit Risk.** The financial condition of an issuer of a debt security or other instrument may cause such issuer to default, become unable to pay interest or principal due or otherwise fail to honor its obligations or cause such issuer to be perceived (whether by market participants, rating agencies, pricing services or otherwise) as being in such situations. The value of an investment in the Fund may change quickly and without warning in response to issuer defaults, changes in the credit ratings of the Fund's portfolio investments and/or perceptions related thereto.
- **Investment Risk.** As with all investments, an investment in the Fund is subject to loss, including the possible loss of the entire principal amount of an investment, over short or long periods of time.
- **Market Risk.** The trading prices of fixed income securities and other instruments fluctuate in response to a variety of factors, such as economic, financial or political events that impact the entire market, market segments, or specific issuers. The Fund's NAV and market price may fluctuate significantly in response to these and other factors. As a result, an investor could lose money over short or long periods of time. In addition, the respiratory illness COVID-19 has spread globally for over two years, resulting in a global pandemic and major disruption to economies and markets around the world, including the United States. During this time, financial markets have experienced extreme volatility and severe losses, and trading in many instruments has been disrupted or suspended. Liquidity for many instruments has been greatly reduced for periods of time. Although many global economies have re-opened fully or decreased the number of public safety measures designed to mitigate virus transmission, some economies, including those of countries with limited access to effective COVID-19 vaccines, have struggled to control the spread of the virus and re-open their economies. As a result, it remains unclear how COVID-19 will impact global markets in the future.

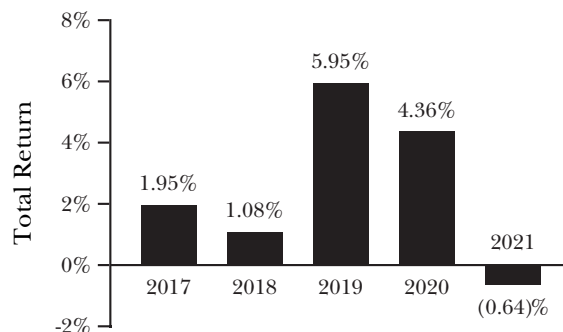
- **Shares of the Fund May Trade at Prices Other Than NAV.** As with all exchange traded funds (“ETFs”), Fund shares may be bought and sold in the secondary market at market prices. The trading prices of the Fund’s shares in the secondary market generally differ from the Fund’s daily NAV and there may be times when the market price of the shares is more than the NAV (premium) or less than the NAV (discount). This risk is heightened in times of market volatility or periods of steep market declines. Additionally, in stressed market conditions, the market for the Fund’s shares may become less liquid in response to deteriorating liquidity in the markets for the Fund’s underlying portfolio holdings.
- **Cybersecurity Risk.** The Fund and its service providers may be susceptible to operational and information security risks resulting from a breach in cybersecurity, including cyber-attacks. A breach in cybersecurity, intentional or unintentional, may adversely impact the Fund in many ways, including, but not limited to, disruption of the Fund’s operational capacity, loss of proprietary information, theft or corruption of data, denial-of-service attacks on websites or network resources, and the unauthorized release of confidential information. Cyber-attacks affecting the Fund’s third-party service providers, market makers, institutional investors authorized to purchase and redeem shares directly from the Fund (*i.e.*, Authorized Participants), or the issuers of securities in which the Fund invests may subject the Fund to many of the same risks associated with direct cybersecurity breaches.
- **Derivatives Risk.** Derivatives are financial instruments that derive their performance from an underlying reference asset, such as a commodity, index, interest rate or inflation rate. The return on a derivative instrument may not correlate with the return of its underlying reference asset. Derivatives are subject to a number of risks described elsewhere in the Fund’s Prospectus, such as market risk and issuer-specific risk. Derivatives can be volatile and may be less liquid than other securities. As a result, the value of an investment in the Fund may change quickly and without warning and you may lose money. In addition to the other risks associated with the use of derivatives described elsewhere in this Prospectus, there are risks associated with the Fund’s use of forward contracts, interest rate futures and/or swaps. With respect to forward contracts and futures, these risks include but are not limited to: (1) the success of the adviser’s and sub-adviser’s ability to predict movements in the prices of individual currencies or securities, fluctuations in markets and movements in interest rates; (2) an imperfect or no correlation between the changes in market value of the currencies or securities and the prices of futures contracts; and (3) no guarantee that an active market will exist for the futures contracts at any particular time. The risks of swaps include but are not limited to the potential to increase or decrease the overall volatility of the Fund’s investments and its share price.
- **Geopolitical Risk.** The United States has experienced security concerns, war, threats of war, aggression and/or conflict, terrorism, economic uncertainty, sanctions or the threat of sanctions, natural and environmental disasters, the spread of infectious illness, widespread disease or other public health issues and/or systemic market dislocations (including due to events outside of the United States) that have led, and in the future may lead, to increased short-term market volatility and may have adverse long-term effects on the U.S. and world economies and markets generally, each of which may negatively impact the Fund’s investments.
- **Index and Data Risk.** The Fund is not “actively” managed and seeks to track the price and yield performance, before fees and expenses, of the Index. The Index may not perform as intended. The Index provider has the right to make adjustments to the Index or to cease making the Index available without regard to the particular interests of the Fund or its shareholders. If the computers or other facilities of the Index provider, Index calculation agent, data providers and/or relevant stock exchange malfunction for any reason, calculation and dissemination of Index values may be delayed and trading in Fund shares may be suspended for a period of time. Errors in Index data, Index calculations and/or the construction of the Index may occur from time to time and may not be identified and/or corrected by the Index provider, Index calculation agent or other applicable party for a period of time or at all, which may have an adverse impact on the Fund and its shareholders. The potential risk of continuing error may be particularly heightened in the case of the Index, which is generally not used as a benchmark by other funds or managers.
- **Investment Style Risk.** The Fund invests in the securities included in, or representative of, the Index regardless of their investment merit. The Fund does not attempt to outperform the Index or take defensive positions in declining markets. As a result, the Fund’s performance may be adversely affected by a general decline in the market segments relating to the Index.
- **Non-Correlation Risk.** As with all index funds, the performance of the Fund and its Index may differ from each other for a variety of reasons. For example, the Fund incurs operating expenses and portfolio transaction costs, while also managing cash flows and potential operational inefficiencies, not incurred by its Index. In addition,

when markets are volatile, the ability to sell securities at fair value prices may be adversely impacted and may result in additional trading costs and/or increase the Index tracking risk. The Fund's use of sampling techniques may affect its ability to achieve close correlation with its Index.

- **Non-Diversification Risk.** The Fund is considered to be non-diversified, which means that it may invest more of its assets in the securities of a single issuer or a smaller number of issuers than if it were a diversified fund. To the extent the Fund invests a significant percentage of its assets in a limited number of issuers, the Fund is subject to the risks of investing in those few issuers, and may be more susceptible to a single adverse economic or regulatory occurrence. As a result, changes in the market value of a single security could cause greater fluctuations in the value of Fund shares than would occur in a diversified fund.
- **Repurchase Agreement Risk.** A repurchase agreement is a transaction in which the Fund purchases securities or other obligations from a bank or securities dealer and simultaneously commits to resell them to a counterparty at an agreed-upon date or upon demand and at a price reflecting a market rate of interest unrelated to the coupon rate or maturity of the purchased obligations. Investments in repurchase agreements may be subject to market and credit risk with respect to the collateral securing the repurchase agreements. Investments in repurchase agreements also may be subject to the risk that the market value of the underlying obligations may decline prior to the expiration of the repurchase agreement term.

### Fund Performance

Historical Fund performance, which varies over time, can provide an indication of the risks of investing in the Fund. The bar chart that follows shows the annual total returns of the Fund for each full calendar year since the Fund commenced operations, or the past 10 calendar years, as applicable. The table that follows the bar chart shows the Fund's average annual total returns, both before and after taxes. This table also shows how the Fund's performance compares to the Index and that of a relevant broad-based securities index. Index returns do not reflect deductions for fees, expenses or taxes. All returns assume reinvestment of dividends and distributions. The Fund's past performance (before and after taxes) is not necessarily an indication of how the Fund will perform in the future. Updated performance information for the Fund is available online on the Fund's website at [www.wisdomtree.com](http://www.wisdomtree.com).



The Fund's year-to-date total return as of September 30, 2022 was (7.31)%.

### Best and Worst Quarter Returns (for the periods reflected in the bar chart above)

	Return	Quarter/Year
Highest Return	4.73%	2Q/2020
Lowest Return	(1.85)%	1Q/2020

After-tax returns are calculated using the highest historical individual federal marginal income tax rates and do not reflect the impact of state and local taxes. Actual after-tax returns depend on your tax situation and may differ from those shown and are not relevant if you hold your shares through tax-deferred arrangements, such as 401(k) plans or individual retirement accounts. In some cases, the return after taxes may exceed the return before taxes due to an assumed tax benefit from any losses on a sale of Fund shares at the end of the measurement period.

**Average Annual Total Returns for the periods ending December 31, 2021**

<b>WisdomTree U.S. Short-Term Corporate Bond Fund</b>	<b>1 Year</b>	<b>5 Years</b>	<b>Since Inception April 27, 2016</b>
Return Before Taxes Based on NAV	(0.64)%	2.51%	2.26%
Return After Taxes on Distributions	(1.27)%	1.64%	1.42%
Return After Taxes on Distributions and Sale of Fund Shares	(0.34)%	1.55%	1.37%
WisdomTree U.S. Short-term Corporate Bond Index (Reflects no deduction for fees, expenses or taxes)	(0.41)%	2.87%	2.68%
ICE BofA Merrill Lynch 1-5 Year U.S. Corporate Index (Reflects no deduction for fees, expenses or taxes)	(0.34)%	3.19%	2.95%

**Management****Investment Adviser and Sub-Adviser**

WisdomTree Asset Management serves as investment adviser to the Fund. Voya Investment Management Co., LLC (“Voya IM”) serves as sub-adviser to the Fund.

**Portfolio Managers**

The Fund is managed by Voya IM’s Investment Grade Credit Portfolio Management team. The individual members of the team jointly and primarily responsible for the day-to-day management of the Fund’s portfolio are described below.

Travis King, CFA, Portfolio Manager, has been a portfolio manager of the Fund since its inception in April 2016.

Anil Katarya, CFA, Portfolio Manager, has been a portfolio manager of the Fund since its inception in April 2016.

**Buying and Selling Fund Shares**

The Fund is an ETF. This means that individual shares of the Fund are listed on a national securities exchange, such as Cboe BZX Exchange, Inc., and may only be purchased and sold in the secondary market through a broker-dealer at market prices. Because Fund shares trade at market prices rather than NAV, shares may trade at a price greater than NAV (premium) or less than NAV (discount). In addition, an investor may incur costs attributable to the difference between the highest price a buyer is willing to pay to purchase shares (bid) and the lowest price a seller is willing to accept for shares (ask) when buying and selling shares in the secondary market (the “bid/ask spread”). Recent information regarding the Fund, including its NAV, market price, premiums and discounts, and bid/ask spreads, is available on the Fund’s website at [www.wisdomtree.com](http://www.wisdomtree.com).

The Fund issues and redeems shares at NAV only in large blocks of shares (“Creation Units”), which only certain institutions or large investors (typically market makers or other broker-dealers) may purchase or redeem. The Fund issues and redeems Creation Units in exchange for a portfolio of securities and/or U.S. cash.

**Tax Information**

The Fund intends to make distributions that may be taxed as ordinary income, qualified dividend income or capital gains.

**Payments to Broker-Dealers and Other Financial Intermediaries**

If you purchase shares of the Fund through a broker-dealer or other financial intermediary (such as a bank) (an “Intermediary”), WisdomTree Asset Management or its affiliates may pay Intermediaries for certain activities related to the Fund, including participation in activities that are designed to make Intermediaries more knowledgeable about exchange traded products, including the Fund, or for other activities, such as marketing, educational training or other initiatives related to the sale or promotion of Fund shares. These payments may create a conflict of interest by influencing the Intermediary and your salesperson to recommend the Fund over another investment. Any such arrangements do not result in increased Fund expenses. Ask your salesperson or visit the Intermediary’s website for more information.



# WisdomTree U.S. Efficient Core Fund

## Investment Objective

The WisdomTree U.S. Efficient Core Fund (the “Fund”) seeks total return.

## Fees and Expenses of the Fund

The following table describes the fees and expenses you may pay if you buy, hold and sell shares of the Fund. You may pay other fees, such as brokerage commissions and other fees to financial intermediaries, which are not reflected in the table and example below. The fees are expressed as a percentage of the Fund’s average net assets.

<b>Shareholder Fees</b> (fees paid directly from your investment)	None
<b>Annual Fund Operating Expenses</b> (expenses that you pay each year as a percentage of the value of your investment)	
Management Fees	0.20%
Distribution and/or Service (12b-1) Fees	None
Other Expenses	0.00%
<b>Total Annual Fund Operating Expenses</b>	0.20%

## Example

The following example is intended to help retail investors compare the cost of investing in the Fund shares with the cost of investing in other funds. It illustrates the hypothetical expenses that such investors would incur over various periods if they were to invest \$10,000 in the Fund for the time periods indicated and then redeem all of the shares at the end of those periods. This example assumes that the Fund provides a return of 5% a year and that operating expenses remain the same. This example does not include the brokerage commissions that retail investors may pay to buy and sell shares of the Fund. Although your actual costs may be higher or lower, based on these assumptions, your costs would be:

	<b>1 Year</b>	<b>3 Years</b>	<b>5 Years</b>	<b>10 Years</b>
	\$ 20	\$ 64	\$ 113	\$ 255

## Portfolio Turnover

The Fund pays transaction costs, such as commissions, when it buys and sells securities (or “turns over” its portfolio). A higher portfolio turnover rate may indicate higher transaction costs and may result in higher taxes when Fund shares are held in a taxable account. These costs, which are not reflected in annual fund operating expenses or in the example, affect the Fund’s performance. During the most recent fiscal year, the Fund’s portfolio turnover rate was 7% of the average value of its portfolio, excluding the value of portfolio securities received or delivered as a result of in-kind creations or redemptions of the Fund’s capital shares.

## Principal Investment Strategies of the Fund

The Fund is actively managed using a models-based approach. The Fund seeks to achieve its investment objective by investing in large-capitalization U.S. equity securities and U.S. Treasury futures contracts.

The Fund invests in a representative basket of U.S. equity securities of large-capitalization companies generally weighted by market capitalization. Under normal circumstances, the Fund will invest approximately 90% of its net assets in U.S. equity securities.

The remainder of the net assets, which WisdomTree Asset Management, Inc., the Fund’s investment adviser (“WisdomTree Asset Management” or the “Adviser”), expects to be in cash and cash equivalents, will serve as collateral for U.S. Treasury futures contracts’ positions of varying maturities ranging from 2 to 30 years, which are selected to achieve a target duration of 3 to 8 years. Duration is a measure used to determine the sensitivity of a portfolio to changes in interest rates with a longer duration portfolio being more sensitive to changes in interest rates. Under normal circumstances, the aggregate U.S. Treasury futures contracts positions will represent a notional exposure (*i.e.*, the total underlying amount of exposure created by a derivatives trade) of approximately 60% of the Fund’s net assets. The notional exposure of the Fund’s futures contract is calculated by multiplying the size of a futures contract by the market price for future delivery of the underlying U.S. Treasuries. The Adviser expects that the level of interest rate risk offered by the weighted positions in the U.S. Treasury futures contracts will be set and maintained at risk levels consistent with intermediate term fixed income securities. It is anticipated that the U.S.

Treasury futures contracts will be rolled as they near expiry into new contracts, with the size of the futures positions at different maturity points adjusted to maintain the desired interest rate risk exposure.

To the extent exposure of the equity and fixed income portions of the Fund deviates from the targeted 90% equity and 60% U.S. Treasury futures contracts allocations noted above by 5% or greater, it is anticipated that the Fund will be rebalanced to more closely align with the original target allocations.

WisdomTree Asset Management uses Standard & Poor's Global Industry Classification Standards ("S&P GICS") to define companies within a sector. The following sectors are included in the Fund: consumer discretionary, consumer staples, energy, financials, health care, industrials, information technology, materials, real estate, communication services, and utilities. A sector is comprised of multiple industries. For example, the energy sector is comprised of companies in, among others, the natural gas, oil and petroleum industries. As of September 30, 2022, companies in the information technology and health care sectors comprised a significant portion of the Fund.

### **Principal Risks of Investing in the Fund**

You can lose money on your investment in the Fund. The Fund is subject to the risks described below. The risks are generally presented in alphabetical order to facilitate finding particular risks when comparing them with other funds. Each risk summarized below is considered a "principal risk" of investing in the Fund, regardless of the order in which it appears. Some or all of these risks may adversely affect the Fund's net asset value per share ("NAV"), trading price, yield, total return and/or ability to meet its objective. For more information about the risks of investing in the Fund, see the sections in the Fund's Prospectus titled "Additional Principal Risk Information About the Funds" and "Additional Non-Principal Risk Information."

- **Derivatives Risk.** Derivatives are financial instruments that derive their performance from an underlying reference asset, such as a commodity, index, interest rate or inflation rate. The return on a derivative instrument may not correlate with the return of its underlying reference asset. Derivatives are subject to a number of risks described elsewhere in the Fund's Prospectus, such as leverage, interest rate risk, market risk and issuer-specific risk. Derivatives can be volatile and may be less liquid than other securities. As a result, the value of an investment in the Fund may change quickly and without warning and you may lose money. A futures contract may generally be described as an agreement for the future sale by one party and the purchase by another of a specified security or instrument, including, but not limited to, U.S. Treasuries, at a specified price and time. Futures contracts have standardized terms and trade on an exchange, where prices are settled on a daily basis until the end of the contract. The risks of futures contracts include but are not limited to: (1) the success of the Adviser's and the sub-adviser's ability to predict movements in the prices of individual currencies or securities, fluctuations in markets and movements in interest rates; (2) an imperfect or no correlation between the changes in market value of the currencies or securities and the prices of futures contracts; and (3) there is no guarantee that an active market will exist for the contracts at any particular time.
- **Leveraging Risk.** Certain transactions of the Fund, such as the use of derivative instruments, will give rise to leverage, magnifying gains and losses and causing the Fund to be more volatile than if it had not been leveraged. This means that leverage entails a heightened risk of loss.
- **Investment Risk.** As with all investments, an investment in the Fund is subject to loss, including the possible loss of the entire principal amount of an investment, over short or long periods of time.
- **Market Risk.** The trading prices of equity securities and other instruments fluctuate in response to a variety of factors, such as economic, financial or political events that impact the entire market, market segments, or specific issuers. The Fund's NAV and market price may fluctuate significantly in response to these and other factors. As a result, an investor could lose money over short or long periods of time. In addition, the respiratory illness COVID-19 has spread globally for over two years, resulting in a global pandemic and major disruption to economies and markets around the world, including the United States. During this time, financial markets have experienced extreme volatility and severe losses, and trading in many instruments has been disrupted or suspended. Liquidity for many instruments has been greatly reduced for periods of time. Although many global economies have re-opened fully or decreased the number of public safety measures designed to mitigate virus transmission, some economies, including those of countries with limited access to effective COVID-19 vaccines, have struggled to control the spread of the virus and re-open their economies. As a result, it remains unclear how COVID-19 will impact global markets in the future.
- **Shares of the Fund May Trade at Prices Other Than NAV.** As with all exchange traded funds ("ETFs"), Fund shares may be bought and sold in the secondary market at market prices. The trading prices of the Fund's shares in the secondary market generally differ from the Fund's daily NAV and there may be times when the market

price of the shares is more than the NAV (premium) or less than the NAV (discount). This risk is heightened in times of market volatility or periods of steep market declines. Additionally, in stressed market conditions, the market for the Fund's shares may become less liquid in response to deteriorating liquidity in the markets for the Fund's underlying portfolio holdings.

- **Active Management Risk.** The Fund is actively managed using proprietary investment strategies and processes. There can be no guarantee that these strategies and processes will be successful or that the Fund will achieve its investment objective.
- **Cash Redemption Risk.** The Fund generally redeems shares for cash or otherwise includes cash as part of its redemption proceeds. The Fund may be required to sell or unwind portfolio investments in order to obtain the cash needed to distribute redemption proceeds. This may cause the Fund to recognize a capital gain that it might not have recognized if it had made a redemption in-kind. As a result, the Fund may pay out higher annual capital gain distributions than if the in-kind redemption process was used.
- **Cybersecurity Risk.** The Fund and its service providers may be susceptible to operational and information security risks resulting from a breach in cybersecurity, including cyber-attacks. A breach in cybersecurity, intentional or unintentional, may adversely impact the Fund in many ways, including, but not limited to, disruption of the Fund's operational capacity, loss of proprietary information, theft or corruption of data, denial-of-service attacks on websites or network resources, and the unauthorized release of confidential information. Cyber-attacks affecting the Fund's third-party service providers, market makers, institutional investors authorized to purchase and redeem shares directly from the Fund (*i.e.*, Authorized Participants), or the issuers of securities in which the Fund invests may subject the Fund to many of the same risks associated with direct cybersecurity breaches.
- **Equity Securities Risk.** Equity securities may be more volatile than other asset classes, and their market prices may change quickly and without warning. The value of an equity security may decrease as a result of the issuer or due to general industry or market conditions unrelated to the issuer.
- **Geopolitical Risk.** The United States has experienced security concerns, war, threats of war, aggression and/or conflict, terrorism, economic uncertainty, sanctions or the threat of sanctions, natural and environmental disasters, the spread of infectious illness, widespread disease or other public health issues and/or systemic market dislocations (including due to events outside of the United States) that have led, and in the future may lead, to increased short-term market volatility and may have adverse long-term effects on the U.S. and world economies and markets generally, each of which may negatively impact the Fund's investments.
- **Health Care Sector Risk.** The Fund currently invests a significant portion of its assets in the health care sector, and therefore, the Fund's performance could be negatively impacted by events affecting this sector. The health care sector includes, for example, biotechnology, pharmaceutical, health care facilities, and health care equipment and supply companies. This sector can be significantly affected by, among other things, lapsing patent protection, technological developments that make drugs obsolete, government regulation, price controls, and approvals for drugs.
- **Information Technology Sector Risk.** The Fund currently invests a significant portion of its assets in the information technology sector, and therefore, the Fund's performance could be negatively impacted by events affecting this sector. The information technology sector includes, for example, internet, semiconductor, software, hardware, and technology equipment companies. This sector can be significantly affected by, among other things, the supply and demand for specific products and services, the pace of technological development, and government regulation.
- **Interest Rate Risk.** Interest rate risk is the risk that fixed income securities, and financial instruments related to fixed income securities, will decline in value because of an increase in interest rates and changes to other factors, such as perception of an issuer's creditworthiness. Funds with longer durations generally are subject to greater interest rate risk. For example, the price of a security with a three-year duration would be expected to drop by approximately 3% in response to a 1% increase in interest rates.
- **Issuer-Specific Risk.** Issuer-specific events, including changes in the actual or perceived financial condition of an issuer, can have a negative impact on the value of the Fund.
- **Large-Capitalization Investing Risk.** The Fund invests in the securities of large-capitalization companies. As a result, the Fund's performance may be adversely affected if securities of these companies underperform

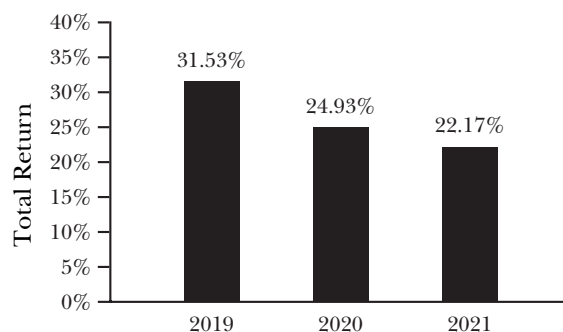


securities of smaller capitalization companies or the market as a whole. Large-capitalization companies may adapt more slowly to new competitive challenges and be subject to slower growth during times of economic expansion.

- **Models and Data Risk.** While the Fund is actively managed, the Fund's investment process is expected to be heavily dependent on quantitative models and the models may not perform as intended. Errors in data used in the models may occur from time to time and may not be identified and/or corrected, which may have an adverse impact on the Fund and its shareholders.
- **Non-Diversification Risk.** The Fund is considered to be non-diversified, which means that it may invest more of its assets in the securities of a single issuer or a smaller number of issuers than if it were a diversified fund. To the extent the Fund invests a significant percentage of its assets in a limited number of issuers, the Fund is subject to the risks of investing in those few issuers, and may be more susceptible to a single adverse economic or regulatory occurrence. As a result, changes in the market value of a single security could cause greater fluctuations in the value of Fund shares than would occur in a diversified fund.

## Fund Performance

Historical Fund performance, which varies over time, can provide an indication of the risks of investing in the Fund. The bar chart that follows shows the annual total returns of the Fund for each full calendar year since the Fund commenced operations, or the past 10 calendar years, as applicable. The table that follows the bar chart shows the Fund's average annual total returns, both before and after taxes. This table also shows how the Fund's performance compares to that of a relevant broad-based securities index. In addition, performance is shown for another index that also represents the asset class in which the Fund invests. Index returns do not reflect deductions for fees, expenses or taxes. All returns assume reinvestment of dividends and distributions. The Fund's past performance (before and after taxes) is not necessarily an indication of how the Fund will perform in the future. Updated performance information for the Fund is available online on the Fund's website at [www.wisdomtree.com](http://www.wisdomtree.com).



The Fund's year-to-date total return as of September 30, 2022 was (30.05)%.

## Best and Worst Quarter Returns (for the periods reflected in the bar chart above)

	Return	Quarter/Year
Highest Return	19.31%	2Q/2020
Lowest Return	(12.92)%	1Q/2020

After-tax returns are calculated using the highest historical individual federal marginal income tax rates and do not reflect the impact of state and local taxes. Actual after-tax returns depend on your tax situation and may differ from those shown and are not relevant if you hold your shares through tax-deferred arrangements, such as 401(k) plans or individual retirement accounts. In some cases, the return after taxes may exceed the return before taxes due to an assumed tax benefit from any losses on a sale of Fund shares at the end of the measurement period.

## Average Annual Total Returns for the periods ending December 31, 2021

WisdomTree U.S. Efficient Core Fund	1 Year	Since Inception August 2, 2018
Return Before Taxes Based on NAV	22.17%	19.54%
Return After Taxes on Distributions	21.91%	19.19%

<b>WisdomTree U.S. Efficient Core Fund</b>	<b>1 Year</b>	<b>Since Inception August 2, 2018</b>
Return After Taxes on Distributions and Sale of Fund Shares	13.28%	15.48%
60% S&P 500 Index / 40% Bloomberg U.S. Aggregate Index Composite (Reflects no deduction for fees, expenses or taxes)	16.60%	13.28%
S&P 500 Index (Reflects no deduction for fees, expenses or taxes)	28.71%	18.62%

## **Management**

### **Investment Adviser and Sub-Adviser**

WisdomTree Asset Management serves as investment adviser to the Fund. Mellon Investments Corporation (the “Sub-Adviser”) serves as sub-adviser to the Fund.

### **Portfolio Managers**

The Fund is managed by the Sub-Adviser’s Equity Index Strategies Portfolio Management team. The individual members of the team jointly and primarily responsible for the day-to-day management of the Fund’s portfolio are described below.

Marlene Walker-Smith, a Director, Head of Equity Index Portfolio Management, has been a portfolio manager of the Fund since October 2020.

David France, CFA, a Vice President, Senior Portfolio Manager and Team Manager, has been a portfolio manager of the Fund since June 2021.

Todd Frysinger, CFA, a Vice President, Senior Portfolio Manager and Team Manager, has been a portfolio manager of the Fund since June 2021.

Vlasta Sheremeta, CFA, a Vice President, Senior Portfolio Manager and Team Manager, has been a portfolio manager of the Fund since June 2021.

Michael Stoll, a Vice President, Senior Portfolio Manager and Team Manager, has been a portfolio manager of the Fund since June 2021.

### **Buying and Selling Fund Shares**

The Fund is an ETF. This means that individual shares of the Fund are listed on a national securities exchange, such as NYSE Arca, and may only be purchased and sold in the secondary market through a broker-dealer at market prices. Because Fund shares trade at market prices rather than NAV, shares may trade at a price greater than NAV (premium) or less than NAV (discount). In addition, an investor may incur costs attributable to the difference between the highest price a buyer is willing to pay to purchase shares (bid) and the lowest price a seller is willing to accept for shares (ask) when buying and selling shares in the secondary market (the “bid/ask spread”). Recent information regarding the Fund, including its NAV, market price, premiums and discounts, and bid/ask spreads, is available on the Fund’s website at [www.wisdomtree.com](http://www.wisdomtree.com).

The Fund issues and redeems shares at NAV only in large blocks of shares (“Creation Units”), which only certain institutions or large investors (typically market makers or other broker-dealers) may purchase or redeem. The Fund issues and redeems Creation Units in exchange for a portfolio of securities and/or U.S. cash.

### **Tax Information**

The Fund intends to make distributions that may be taxed as ordinary income, qualified dividend income or capital gains.

### **Payments to Broker-Dealers and Other Financial Intermediaries**

If you purchase shares of the Fund through a broker-dealer or other financial intermediary (such as a bank) (an “Intermediary”), WisdomTree Asset Management or its affiliates may pay Intermediaries for certain activities related to the Fund, including participation in activities that are designed to make Intermediaries more knowledgeable about exchange traded products, including the Fund, or for other activities, such as marketing, educational training or other initiatives related to the sale or promotion of Fund shares. These payments may create a conflict of interest by influencing the Intermediary and your salesperson to recommend the Fund over another investment.

Any such arrangements do not result in increased Fund expenses. Ask your salesperson or visit the Intermediary's website for more information.

# WisdomTree Emerging Markets Efficient Core Fund

## Investment Objective

The WisdomTree Emerging Markets Efficient Core Fund (the “Fund”) seeks total return.

## Fees and Expenses of the Fund

The following table describes the fees and expenses you may pay if you buy, hold and sell shares of the Fund. You may pay other fees, such as brokerage commissions and other fees to financial intermediaries, which are not reflected in the table and example below. The fees are expressed as a percentage of the Fund’s average net assets.

<b>Shareholder Fees</b> (fees paid directly from your investment)	None
<b>Annual Fund Operating Expenses</b> (expenses that you pay each year as a percentage of the value of your investment)	
Management Fees	0.32%
Distribution and/or Service (12b-1) Fees	None
Other Expenses	0.00%
<b>Total Annual Fund Operating Expenses</b>	0.32%

## Example

The following example is intended to help retail investors compare the cost of investing in the Fund shares with the cost of investing in other funds. It illustrates the hypothetical expenses that such investors would incur over various periods if they were to invest \$10,000 in the Fund for the time periods indicated and then redeem all of the shares at the end of those periods. This example assumes that the Fund provides a return of 5% a year and that operating expenses remain the same. This example does not include the brokerage commissions that retail investors may pay to buy and sell shares of the Fund. Although your actual costs may be higher or lower, based on these assumptions, your costs would be:

	1 Year	3 Years	5 Years	10 Years
	\$ 33	\$ 103	\$ 180	\$ 406

## Portfolio Turnover

The Fund pays transaction costs, such as commissions, when it buys and sells securities (or “turns over” its portfolio). A higher portfolio turnover rate may indicate higher transaction costs and may result in higher taxes when Fund shares are held in a taxable account. These costs, which are not reflected in annual fund operating expenses or in the example, affect the Fund’s performance. During the most recent fiscal year, the Fund’s portfolio turnover rate was 102% of the average value of its portfolio, excluding the value of portfolio securities received or delivered as a result of in-kind creations or redemptions of the Fund’s capital shares.

## Principal Investment Strategies of the Fund

The Fund is actively managed using a models-based approach. The Fund seeks to achieve its investment objective by investing in emerging markets equity securities and U.S. Treasury futures contracts.

The Fund invests in a representative basket of emerging markets equity securities generally weighted by market capitalization. Under normal circumstances, the Fund will invest approximately 90% of its net assets in the above-referenced equity securities.

The remainder of the net assets, which WisdomTree Asset Management, Inc., the Fund’s investment adviser (“WisdomTree Asset Management” or the “Adviser”), expects to be in cash and cash equivalents, will serve as collateral for U.S. Treasury futures contracts positions of varying maturities ranging from 2 to 30 years, which are selected to achieve a target duration of 3 to 8 years. Duration is a measure used to determine the sensitivity of a portfolio to changes in interest rates with a longer duration portfolio being more sensitive to changes in interest rates. Under normal circumstances, the aggregate U.S. Treasury futures contracts positions will represent a notional exposure (*i.e.*, the total underlying amount of exposure created by a derivatives trade) of approximately 60% of the Fund’s net assets. The notional exposure of the Fund’s futures contract is calculated by multiplying the size of a futures contract by the market price for future delivery of the underlying U.S. Treasuries. The Adviser expects that the level of interest rate risk offered by the weighted positions in the U.S. Treasury futures contracts will be set and maintained at risk levels consistent with intermediate term fixed income securities. It is anticipated that the U.S.

Treasury futures contracts will be rolled as they near expiry into new contracts, with the size of the futures positions at different maturity points adjusted to maintain the desired interest rate risk exposure.

To the extent exposure of the equity and fixed income portions of the Fund deviates from the targeted 90% equity and 60% U.S. Treasury futures contracts allocations noted above by 5% or greater, it is anticipated that the Fund will be rebalanced to more closely align with the original target allocations.

WisdomTree Asset Management uses Standard & Poor's Global Industry Classification Standards ("S&P GICS") to define companies within a sector. The following sectors are included in the Fund: consumer discretionary, consumer staples, energy, financials, health care, industrials, information technology, materials, real estate, communication services, and utilities. A sector is comprised of multiple industries. For example, the energy sector is comprised of companies in, among others, the natural gas, oil and petroleum industries. As of September 30, 2022, companies in the financials, information technology, and consumer discretionary sectors comprised a significant portion of the Fund.

### **Principal Risks of Investing in the Fund**

You can lose money on your investment in the Fund. The Fund is subject to the risks described below. The risks are generally presented in alphabetical order to facilitate finding particular risks when comparing them with other funds. Each risk summarized below is considered a "principal risk" of investing in the Fund, regardless of the order in which it appears. Some or all of these risks may adversely affect the Fund's net asset value per share ("NAV"), trading price, yield, total return and/or ability to meet its objective. For more information about the risks of investing in the Fund, see the sections in the Fund's Prospectus titled "Additional Principal Risk Information About the Funds" and "Additional Non-Principal Risk Information."

- **Derivatives Risk.** Derivatives are financial instruments that derive their performance from an underlying reference asset, such as a commodity, index, interest rate or inflation rate. The return on a derivative instrument may not correlate with the return of its underlying reference asset. Derivatives are subject to a number of risks described elsewhere in the Fund's Prospectus, such as leverage, interest rate risk, market risk and issuer-specific risk. Derivatives can be volatile and may be less liquid than other securities. As a result, the value of an investment in the Fund may change quickly and without warning and you may lose money. A futures contract may generally be described as an agreement for the future sale by one party and the purchase by another of a specified security or instrument, including, but not limited to, U.S. Treasuries, at a specified price and time. Futures contracts have standardized terms and trade on an exchange, where prices are settled on a daily basis until the end of the contract. The risks of futures contracts include but are not limited to: (1) the success of the Adviser's and the sub-adviser's ability to predict movements in the prices of individual currencies or securities, fluctuations in markets and movements in interest rates; (2) an imperfect or no correlation between the changes in market value of the currencies or securities and the prices of futures contracts; and (3) there is no guarantee that an active market will exist for the contracts at any particular time.
- **Emerging Markets Risk.** Investments in securities and instruments traded in developing or emerging markets, or that provide exposure to such securities or markets, can involve additional risks relating to political, economic, or regulatory conditions not associated with investments in U.S. securities and instruments or investments in more developed international markets. Such conditions may impact the ability of the Fund to buy, sell or otherwise transfer securities, adversely affect the trading market and price for Fund shares and cause the Fund to decline in value.
- **Leveraging Risk.** Certain transactions of the Fund, such as the use of derivative instruments, will give rise to leverage, magnifying gains and losses and causing the Fund to be more volatile than if it had not been leveraged. This means that leverage entails a heightened risk of loss.
- **Investment Risk.** As with all investments, an investment in the Fund is subject to loss, including the possible loss of the entire principal amount of an investment, over short or long periods of time.
- **Market Risk.** The trading prices of equity securities and other instruments fluctuate in response to a variety of factors, such as economic, financial or political events that impact the entire market, market segments, or specific issuers. The Fund's NAV and market price may fluctuate significantly in response to these and other factors. As a result, an investor could lose money over short or long periods of time. In addition, the respiratory illness COVID-19 has spread globally for over two years, resulting in a global pandemic and major disruption to economies and markets around the world. During this time, financial markets have experienced extreme volatility and severe losses, and trading in many instruments has been disrupted or suspended. Liquidity for

many instruments has been greatly reduced for periods of time. Although many global economies have re-opened fully or decreased the number of public safety measures designed to mitigate virus transmission, some economies, including those of countries with limited access to effective COVID-19 vaccines, have struggled to control the spread of the virus and re-open their economies. As a result, it remains unclear how COVID-19 will impact global markets in the future.

- **Shares of the Fund May Trade at Prices Other Than NAV.** As with all exchange traded funds (“ETFs”), Fund shares may be bought and sold in the secondary market at market prices. The trading prices of the Fund’s shares in the secondary market generally differ from the Fund’s daily NAV and there may be times when the market price of the shares is more than the NAV (premium) or less than the NAV (discount). This risk is heightened in times of market volatility or periods of steep market declines. Because securities held by the Fund trade on, or have exposure to, foreign exchanges that are closed when the Fund’s primary listing exchange is open, the Fund is likely to experience premiums and discounts greater than those of domestic ETFs. Additionally, in stressed market conditions, the market for the Fund’s shares may become less liquid in response to deteriorating liquidity in the markets for the Fund’s underlying portfolio holdings.
- **Active Management Risk.** The Fund is actively managed using proprietary investment strategies and processes. There can be no guarantee that these strategies and processes will be successful or that the Fund will achieve its investment objective.
- **Cash Redemption Risk.** The Fund generally redeems shares for cash or otherwise includes cash as part of its redemption proceeds. The Fund may be required to sell or unwind portfolio investments in order to obtain the cash needed to distribute redemption proceeds. This may cause the Fund to recognize a capital gain that it might not have recognized if it had made a redemption in-kind. As a result, the Fund may pay out higher annual capital gain distributions than if the in-kind redemption process was used.
- **Consumer Discretionary Sector Risk.** The Fund currently invests a significant portion of its assets in the consumer discretionary sector, and therefore, the Fund’s performance could be negatively impacted by events affecting this sector. The consumer discretionary sector includes, for example, automobile, textile and retail companies. This sector can be significantly affected by, among other things, changes in domestic and international economies, exchange and interest rates, economic growth, worldwide demand, supply chain constraints, social trends, consumers’ disposable income levels, and propensity to spend.
- **Currency Exchange Rate Risk.** Changes in currency exchange rates and the relative value of non-U.S. currencies will affect the value of the Fund’s investment and the value of your Fund shares. Currency exchange rates can be very volatile and can change quickly and unpredictably. As a result, the value of an investment in the Fund may also change quickly, unpredictably, and without warning, and you may lose money.
- **Cybersecurity Risk.** The Fund and its service providers may be susceptible to operational and information security risks resulting from a breach in cybersecurity, including cyber-attacks. A breach in cybersecurity, intentional or unintentional, may adversely impact the Fund in many ways, including, but not limited to, disruption of the Fund’s operational capacity, loss of proprietary information, theft or corruption of data, denial-of-service attacks on websites or network resources, and the unauthorized release of confidential information. Cyber-attacks affecting the Fund’s third-party service providers, market makers, institutional investors authorized to purchase and redeem shares directly from the Fund (*i.e.*, Authorized Participants), or the issuers of securities in which the Fund invests may subject the Fund to many of the same risks associated with direct cybersecurity breaches.
- **Equity Securities Risk.** Equity securities may be more volatile than other asset classes, and their market prices may change quickly and without warning. The value of an equity security may decrease as a result of the issuer or due to general industry or market conditions unrelated to the issuer.
- **Financials Sector Risk.** The Fund currently invests a significant portion of its assets in the financials sector, and therefore, the Fund’s performance could be negatively impacted by events affecting this sector. The financials sector includes, for example, banks and financial institutions providing mortgage and mortgage related services. This sector can be significantly affected by, among other things, changes in interest rates, government regulation, the rate of defaults on corporate, consumer and government debt, the availability and cost of capital, and fallout from the housing and sub-prime mortgage crisis.
- **Foreign Securities Risk.** Investments in non-U.S. securities involve political, regulatory, and economic risks that may not be present in U.S. securities. For example, investments in non-U.S. securities may be subject to risk of loss due to foreign currency fluctuations, political or economic instability, or geographic events that adversely



impact issuers of foreign securities. Investments in non-U.S. securities also may be subject to withholding or other taxes and may be subject to additional trading, settlement, custodial, and operational risks. These and other factors can make investments in the Fund more volatile and potentially less liquid than other types of investments and may be heightened in connection with investments in developing or emerging market countries.

- **Geographic Investment Risk.** To the extent the Fund invests a significant portion of its assets in securities of companies of a single country or region, it is more likely to be impacted by events or conditions affecting that country or region. Currently, the Fund invests a significant portion of its assets in China, although this may change from time to time.

Although the Chinese economy has grown rapidly during recent years and the Chinese government has implemented significant economic reforms to liberalize trade policy, promote foreign investment, and reduce government control of the economy, there can be no guarantee that economic growth or these reforms will continue. The Chinese economy may also experience slower growth if global or domestic demand for Chinese goods decreases significantly and/or key trading partners apply trade tariffs or implement other protectionist measures. The Chinese economy is also susceptible to rising rates of inflation, economic recession, market inefficiency, volatility, and pricing anomalies that may be connected to governmental influence, a lack of publicly available information and/or political and social instability.

The government of China maintains strict currency controls in order to achieve economic, trade and political objectives and regularly intervenes in the currency market. The Chinese government also plays a major role in the country's economic policies regarding foreign investments. Foreign investors are subject to the risk of loss from expropriation or nationalization of their investment assets and property, governmental restrictions on foreign investments and the repatriation of capital invested. The Chinese government also may intervene or seek to control the operations, structure, or ownership of Chinese companies, including with respect to foreign investors of such companies. For example, the Fund may invest to a significant extent in variable interest entity ("VIE") structures. VIE structures can vary, but generally consist of a U.S.-listed company with contractual arrangements, through one or more wholly-owned special purpose vehicles, with a Chinese company that ultimately provides the U.S.-listed company with contractual rights to exercise control over and obtain economic benefits from the Chinese company. The VIE structure enables foreign investors, such as the Fund, to obtain investment exposure similar to that of an equity owner in a Chinese company in situations in which the Chinese government has restricted or prohibited the ownership of such company by foreign investors. As a result, an investment in a VIE structure subjects the Fund to the risks associated with the underlying Chinese company. Intervention by the Chinese government into the operation or ownership of VIE structures could significantly and adversely affect the Chinese company's performance and thus, the value of the Fund's investment in the VIE, as well as the enforceability of the VIE contractual arrangements with the underlying Chinese company. In the event of such an occurrence, the Fund, as a foreign investor, may have little or no legal recourse. The Fund's investment in a VIE structure is also subject to the risk that the underlying Chinese company (or its officers, directors, or Chinese equity owners) may breach its contractual arrangements with the other entities in the VIE structure, or Chinese law changes in a way that adversely affects the enforceability of these arrangements, or those contracts are otherwise not enforceable under Chinese law, in which case the Fund may suffer significant losses on its VIE investments with little or no recourse available. The regulatory requirements applicable to Chinese companies, including accounting standards and auditor oversight, generally are not comparable to those applicable to U.S. companies or companies organized and operating in more developed countries. As a result, information about the Chinese companies in which the Fund invests may be less reliable or incomplete. The lack of available information may be a significant obstacle to pursuing investigations into or litigation against Chinese companies, and as a shareholder, the Fund may have limited legal remedies. The Chinese securities markets are subject to more frequent trading halts and low trading volume, resulting in substantially less liquidity and greater price volatility. These and other factors could have a negative impact on the Fund's performance and increase the volatility of an investment in the Fund.

- **Geopolitical Risk.** Some countries and regions in which the Fund invests have experienced security concerns, war, threats of war, aggression and/or conflict, terrorism, economic uncertainty, sanctions or the threat of sanctions, natural and environmental disasters, the spread of infectious illness, widespread disease or other public health issues and/or systemic market dislocations (including due to events outside of such countries or regions) that have led, and in the future may lead, to increased short-term market volatility and may have adverse long-term effects on the U.S. and world economies and markets generally, each of which may negatively impact the Fund's investments.

- **Information Technology Sector Risk.** The Fund currently invests a significant portion of its assets in the information technology sector, and therefore, the Fund's performance could be negatively impacted by events affecting this sector. The information technology sector includes, for example, internet, semiconductor, software, hardware, and technology equipment companies. This sector can be significantly affected by, among other things, the supply and demand for specific products and services, the pace of technological development, and government regulation.
- **Interest Rate Risk.** Interest rate risk is the risk that fixed income securities, and financial instruments related to fixed income securities, will decline in value because of an increase in interest rates and changes to other factors, such as perception of an issuer's creditworthiness. Funds with longer durations generally are subject to greater interest rate risk. For example, the price of a security with an eight-year duration would be expected to drop by approximately 8% in response to a 1% increase in interest rates.
- **Issuer-Specific Risk.** Issuer-specific events, including changes in the actual or perceived financial condition of an issuer, can have a negative impact on the value of the Fund.
- **Large-Capitalization Investing Risk.** The Fund invests in the securities of large-capitalization companies. As a result, the Fund's performance may be adversely affected if securities of these companies underperform securities of smaller capitalization companies or the market as a whole. Large-capitalization companies may adapt more slowly to new competitive challenges and be subject to slower growth during times of economic expansion.
- **Mid-Capitalization Investing Risk.** The Fund invests in the securities of mid-capitalization companies. As a result, the Fund's performance may be adversely affected if securities of these companies underperform securities of other capitalization ranges or the market as a whole. Securities of mid-capitalization companies are often less stable and more vulnerable to market volatility and adverse economic developments than securities of larger companies, but mid-capitalization companies may also underperform the securities of small-capitalization companies because medium capitalization companies are more mature and are subject to slower growth during economic expansion.
- **Models and Data Risk.** While the Fund is actively managed, the Fund's investment process is expected to be heavily dependent on quantitative models and the models may not perform as intended. Errors in data used in the models may occur from time to time and may not be identified and/or corrected, which may have an adverse impact on the Fund and its shareholders.
- **Non-Diversification Risk.** The Fund is considered to be non-diversified, which means that it may invest more of its assets in the securities of a single issuer or a smaller number of issuers than if it were a diversified fund. To the extent the Fund invests a significant percentage of its assets in a limited number of issuers, the Fund is subject to the risks of investing in those few issuers, and may be more susceptible to a single adverse economic or regulatory occurrence. As a result, changes in the market value of a single security could cause greater fluctuations in the value of Fund shares than would occur in a diversified fund.
- **Portfolio Turnover Risk.** The Fund's investment strategy may result in a high portfolio turnover rate. Higher portfolio turnover may result in the Fund paying higher levels of transaction costs and the distribution of additional capital gains, which generate greater tax liabilities for shareholders. These factors may negatively affect the Fund's performance.

## **Fund Performance**

The Fund commenced operations on May 20, 2021, and therefore does not have performance history for a full calendar year. Once the Fund has completed a full calendar year of operations, a bar chart and table will be included that will provide some indication of the risks of investing in the Fund by showing the variability of the Fund's return based on net assets and comparing the Fund's performance to a broad measure of market performance. Updated performance information for the Fund is available online on the Fund's website at [www.wisdomtree.com](http://www.wisdomtree.com).

## **Management**

### **Investment Adviser and Sub-Adviser**

WisdomTree Asset Management, Inc. ("WisdomTree Asset Management" or the "Adviser") serves as investment adviser to the Fund. Mellon Investments Corporation (the "Sub-Adviser") serves as sub-adviser to the Fund.

## **Portfolio Managers**

The Fund is managed by the Sub-Adviser's Equity Index Strategies Portfolio Management team. The individual members of the team jointly and primarily responsible for the day-to-day management of the Fund's portfolio are described below.

Marlene Walker-Smith, a Director, Head of Equity Index Portfolio Management, has been a portfolio manager of the Fund since its inception in May 2021.

David France, CFA, a Vice President, Senior Portfolio Manager and Team Manager, has been a portfolio manager of the Fund since June 2021.

Todd Frysinger, CFA, a Vice President, Senior Portfolio Manager and Team Manager, has been a portfolio manager of the Fund since June 2021.

Vlasta Sheremeta, CFA, a Vice President, Senior Portfolio Manager and Team Manager, has been a portfolio manager of the Fund since June 2021.

Michael Stoll, a Vice President, Senior Portfolio Manager and Team Manager, has been a portfolio manager of the Fund since June 2021.

## **Buying and Selling Fund Shares**

The Fund is an ETF. This means that individual shares of the Fund are listed on a national securities exchange, such as NYSE Arca, and may only be purchased and sold in the secondary market through a broker-dealer at market prices. Because Fund shares trade at market prices rather than NAV, shares may trade at a price greater than NAV (premium) or less than NAV (discount). In addition, an investor may incur costs attributable to the difference between the highest price a buyer is willing to pay to purchase shares (bid) and the lowest price a seller is willing to accept for shares (ask) when buying and selling shares in the secondary market (the "bid/ask spread"). Recent information regarding the Fund, including its NAV, market price, premiums and discounts, and bid/ask spreads, is available on the Fund's website at [www.wisdomtree.com](http://www.wisdomtree.com).

The Fund issues and redeems shares at NAV only in large blocks of shares ("Creation Units"), which only certain institutions or large investors (typically market makers or other broker-dealers) may purchase or redeem. The Fund issues and redeems Creation Units in exchange for a portfolio of securities and/or U.S. cash.

## **Tax Information**

The Fund intends to make distributions that may be taxed as ordinary income, qualified dividend income or capital gains.

## **Payments to Broker-Dealers and Other Financial Intermediaries**

If you purchase shares of the Fund through a broker-dealer or other financial intermediary (such as a bank) (an "Intermediary"), WisdomTree Asset Management or its affiliates may pay Intermediaries for certain activities related to the Fund, including participation in activities that are designed to make Intermediaries more knowledgeable about exchange traded products, including the Fund, or for other activities, such as marketing, educational training or other initiatives related to the sale or promotion of Fund shares. These payments may create a conflict of interest by influencing the Intermediary and your salesperson to recommend the Fund over another investment. Any such arrangements do not result in increased Fund expenses. Ask your salesperson or visit the Intermediary's website for more information.

# WisdomTree International Efficient Core Fund

## Investment Objective

The WisdomTree International Efficient Core Fund (the “Fund”) seeks total return.

## Fees and Expenses of the Fund

The following table describes the fees and expenses you may pay if you buy, hold and sell shares of the Fund. You may pay other fees, such as brokerage commissions and other fees to financial intermediaries, which are not reflected in the table and example below. The fees are expressed as a percentage of the Fund’s average net assets.

<b>Shareholder Fees</b> (fees paid directly from your investment)	None
<b>Annual Fund Operating Expenses</b> (expenses that you pay each year as a percentage of the value of your investment)	
Management Fees	0.26%
Distribution and/or Service (12b-1) Fees	None
Other Expenses	0.00%
<b>Total Annual Fund Operating Expenses</b>	0.26%

## Example

The following example is intended to help retail investors compare the cost of investing in the Fund shares with the cost of investing in other funds. It illustrates the hypothetical expenses that such investors would incur over various periods if they were to invest \$10,000 in the Fund for the time periods indicated and then redeem all of the shares at the end of those periods. This example assumes that the Fund provides a return of 5% a year and that operating expenses remain the same. This example does not include the brokerage commissions that retail investors may pay to buy and sell shares of the Fund. Although your actual costs may be higher or lower, based on these assumptions, your costs would be:

	1 Year	3 Years	5 Years	10 Years
	\$ 27	\$ 84	\$ 146	\$ 331

## Portfolio Turnover

The Fund pays transaction costs, such as commissions, when it buys and sells securities (or “turns over” its portfolio). A higher portfolio turnover rate may indicate higher transaction costs and may result in higher taxes when Fund shares are held in a taxable account. These costs, which are not reflected in annual fund operating expenses or in the example, affect the Fund’s performance. During the most recent fiscal year, the Fund’s portfolio turnover rate was 13% of the average value of its portfolio, excluding the value of portfolio securities received or delivered as a result of in-kind creations or redemptions of the Fund’s capital shares.

## Principal Investment Strategies of the Fund

The Fund is actively managed using a models-based approach. The Fund seeks to achieve its investment objective by investing in international equity securities and U.S. Treasury futures contracts.

The Fund invests in a representative basket of developed market equity securities, excluding the United States and Canada, generally weighted by market capitalization. Under normal circumstances, the Fund invests approximately 90% of its assets in the above-referenced equity securities.

The remainder of the net assets, which WisdomTree Asset Management, Inc., the Fund’s investment adviser (“WisdomTree Asset Management” or the “Adviser”) expects to be in cash and cash equivalents, will serve as collateral for U.S. Treasury futures contracts positions of varying maturities ranging from 2 to 30 years, which are selected to achieve a target duration of 3 to 8 years. Duration is a measure used to determine the sensitivity of a portfolio to changes in interest rates with a longer duration portfolio being more sensitive to changes in interest rates. Under normal circumstances, the aggregate U.S. Treasury futures contracts positions will represent a notional exposure (*i.e.*, the total underlying amount of exposure created by a derivatives trade) of approximately 60% of the Fund’s net assets. The notional exposure of the Fund’s futures contract is calculated by multiplying the size of a futures contract by the market price for future delivery of the underlying U.S. Treasuries. The Adviser expects that the level of interest rate risk offered by the weighted positions in the U.S. Treasury futures contracts will be set and maintained at risk levels consistent with intermediate term fixed income securities. It is anticipated that the U.S.

Treasury futures contracts will be rolled as they near expiry into new contracts, with the size of the futures positions at different maturity points adjusted to maintain the desired interest rate risk exposure.

To the extent exposure of the equity and fixed income portions of the Fund deviates from the targeted 90% equity and 60% U.S. Treasury futures contracts allocations noted above by 5% or greater, it is anticipated that the Fund will be rebalanced to more closely align with the original target allocations.

WisdomTree Asset Management uses Standard & Poor's Global Industry Classification Standards ("S&P GICS") to define companies within a sector. The following sectors are included in the Fund: consumer discretionary, consumer staples, energy, financials, health care, industrials, information technology, materials, real estate, communication services, and utilities. A sector is comprised of multiple industries. For example, the energy sector is comprised of companies in, among others, the natural gas, oil and petroleum industries. As of September 30, 2022, companies in the financials, health care, and industrials sectors comprised a significant portion of the Fund.

### **Principal Risks of Investing in the Fund**

You can lose money on your investment in the Fund. The Fund is subject to the risks described below. The risks are generally presented in alphabetical order to facilitate finding particular risks when comparing them with other funds. Each risk summarized below is considered a "principal risk" of investing in the Fund, regardless of the order in which it appears. Some or all of these risks may adversely affect the Fund's net asset value per share ("NAV"), trading price, yield, total return and/or ability to meet its objective. For more information about the risks of investing in the Fund, see the sections in the Fund's Prospectus titled "Additional Principal Risk Information About the Funds" and "Additional Non-Principal Risk Information."

- **Derivatives Risk.** Derivatives are financial instruments that derive their performance from an underlying reference asset, such as a commodity, index, interest rate or inflation rate. The return on a derivative instrument may not correlate with the return of its underlying reference asset. Derivatives are subject to a number of risks described elsewhere in the Fund's Prospectus, such as leverage, interest rate risk, market risk and issuer-specific risk. Derivatives can be volatile and may be less liquid than other securities. As a result, the value of an investment in the Fund may change quickly and without warning and you may lose money. A futures contract may generally be described as an agreement for the future sale by one party and the purchase by another of a specified security or instrument, including, but not limited to, U.S. Treasuries, at a specified price and time. Futures contracts have standardized terms and trade on an exchange, where prices are settled on a daily basis until the end of the contract. The risks of futures contracts include but are not limited to: (1) the success of the Adviser's and the sub-adviser's ability to predict movements in the prices of individual currencies or securities, fluctuations in markets and movements in interest rates; (2) an imperfect or no correlation between the changes in market value of the currencies or securities and the prices of futures contracts; and (3) there is no guarantee that an active market will exist for the contracts at any particular time.
- **Foreign Securities Risk.** Investments in non-U.S. securities involve political, regulatory, and economic risks that may not be present in U.S. securities. For example, investments in non-U.S. securities may be subject to risk of loss due to foreign currency fluctuations, political or economic instability, or geographic events that adversely impact issuers of foreign securities. Investments in non-U.S. securities also may be subject to withholding or other taxes and may be subject to additional trading, settlement, custodial, and operational risks. These and other factors can make investments in the Fund more volatile and potentially less liquid than other types of investments.
- **Leveraging Risk.** Certain transactions of the Fund, such as the use of derivative instruments, will give rise to leverage, magnifying gains and losses and causing the Fund to be more volatile than if it had not been leveraged. This means that leverage entails a heightened risk of loss.
- **Investment Risk.** As with all investments, an investment in the Fund is subject to loss, including the possible loss of the entire principal amount of an investment, over short or long periods of time.
- **Market Risk.** The trading prices of equity securities and other instruments fluctuate in response to a variety of factors, such as economic, financial or political events that impact the entire market, market segments, or specific issuers. The Fund's NAV and market price may fluctuate significantly in response to these and other factors. As a result, an investor could lose money over short or long periods of time. In addition, the respiratory illness COVID-19 has spread globally for over two years, resulting in a global pandemic and major disruption to economies and markets around the world. During this time, financial markets have experienced extreme volatility and severe losses, and trading in many instruments has been disrupted or suspended. Liquidity for



many instruments has been greatly reduced for periods of time. Although many global economies have re-opened fully or decreased the number of public safety measures designed to mitigate virus transmission, some economies, including those of countries with limited access to effective COVID-19 vaccines, have struggled to control the spread of the virus and re-open their economies. As a result, it remains unclear how COVID-19 will impact global markets in the future.

- **Shares of the Fund May Trade at Prices Other Than NAV.** As with all exchange traded funds (“ETFs”), Fund shares may be bought and sold in the secondary market at market prices. The trading prices of the Fund’s shares in the secondary market generally differ from the Fund’s daily NAV and there may be times when the market price of the shares is more than the NAV (premium) or less than the NAV (discount). This risk is heightened in times of market volatility or periods of steep market declines. Because securities held by the Fund trade on, or have exposure to, foreign exchanges that are closed when the Fund’s primary listing exchange is open, the Fund is likely to experience premiums and discounts greater than those of domestic ETFs. Additionally, in stressed market conditions, the market for the Fund’s shares may become less liquid in response to deteriorating liquidity in the markets for the Fund’s underlying portfolio holdings.
- **Active Management Risk.** The Fund is actively managed using proprietary investment strategies and processes. There can be no guarantee that these strategies and processes will be successful or that the Fund will achieve its investment objective.
- **Cash Redemption Risk.** The Fund generally redeems shares for cash or otherwise includes cash as part of its redemption proceeds. The Fund may be required to sell or unwind portfolio investments in order to obtain the cash needed to distribute redemption proceeds. This may cause the Fund to recognize a capital gain that it might not have recognized if it had made a redemption in-kind. As a result, the Fund may pay out higher annual capital gain distributions than if the in-kind redemption process was used.
- **Currency Exchange Rate Risk.** Changes in currency exchange rates and the relative value of non-U.S. currencies will affect the value of the Fund’s investment and the value of your Fund shares. Currency exchange rates can be very volatile and can change quickly and unpredictably. As a result, the value of an investment in the Fund may also change quickly, unpredictably, and without warning, and you may lose money.
- **Cybersecurity Risk.** The Fund and its service providers may be susceptible to operational and information security risks resulting from a breach in cybersecurity, including cyber-attacks. A breach in cybersecurity, intentional or unintentional, may adversely impact the Fund in many ways, including, but not limited to, disruption of the Fund’s operational capacity, loss of proprietary information, theft or corruption of data, denial-of-service attacks on websites or network resources, and the unauthorized release of confidential information. Cyber-attacks affecting the Fund’s third-party service providers, market makers, institutional investors authorized to purchase and redeem shares directly from the Fund (*i.e.*, Authorized Participants), or the issuers of securities in which the Fund invests may subject the Fund to many of the same risks associated with direct cybersecurity breaches.
- **Equity Securities Risk.** Equity securities may be more volatile than other asset classes, and their market prices may change quickly and without warning. The value of an equity security may decrease as a result of the issuer or due to general industry or market conditions unrelated to the issuer.
- **Financials Sector Risk.** The Fund currently invests a significant portion of its assets in the financials sector, and therefore, the Fund’s performance could be negatively impacted by events affecting this sector. The financials sector includes, for example, banks and financial institutions providing mortgage and mortgage related services. This sector can be significantly affected by, among other things, changes in interest rates, government regulation, the rate of defaults on corporate, consumer and government debt, the availability and cost of capital, and fallout from the housing and sub-prime mortgage crisis.
- **Geographic Investment Risk.** To the extent the Fund invests a significant portion of its assets in securities of companies of a single country or region, it is more likely to be impacted by events or conditions affecting that country or region. The Fund currently invests a significant portion of its assets in companies organized in Japan and Europe, specifically the United Kingdom, although this may change from time to time.
- **Geopolitical Risk.** Some countries and regions in which the Fund invests have experienced security concerns, war, threats of war, aggression and/or conflict, terrorism, economic uncertainty, sanctions or the threat of sanctions, natural and environmental disasters, the spread of infectious illness, widespread disease or other public health issues and/or systemic market dislocations (including due to events outside of such countries or



regions) that have led, and in the future may lead, to increased short-term market volatility and may have adverse long-term effects on the U.S. and world economies and markets generally, each of which may negatively impact the Fund's investments.

- **Health Care Sector Risk.** The Fund currently invests a significant portion of its assets in the health care sector, and therefore, the Fund's performance could be negatively impacted by events affecting this sector. The health care sector includes, for example, biotechnology, pharmaceutical, health care facilities, and health care equipment and supply companies. This sector can be significantly affected by, among other things, lapsing patent protection, technological developments that make drugs obsolete, government regulation, price controls, and approvals for drugs.
- **Industrials Sector Risk.** The Fund currently invests a significant portion of its assets in the industrials sector, and therefore, the Fund's performance could be negatively impacted by events affecting this sector. The industrials sector includes, for example, aerospace and defense, non-residential construction, engineering, machinery, transportation, and commercial and professional services companies. This sector can be significantly affected by, among other things, business cycle fluctuations, worldwide economy growth, international political and economic developments, exchange rates, commodity prices, environmental issues, government and corporate spending, supply and demand for specific products and manufacturing, and government regulation.
- **Interest Rate Risk.** Interest rate risk is the risk that fixed income securities, and financial instruments related to fixed income securities, will decline in value because of an increase in interest rates and changes to other factors, such as perception of an issuer's creditworthiness. Funds with longer durations generally are subject to greater interest rate risk. For example, the price of a security with an eight-year duration would be expected to drop by approximately 8% in response to a 1% increase in interest rates.
- **Issuer-Specific Risk.** Issuer-specific events, including changes in the actual or perceived financial condition of an issuer, can have a negative impact on the value of the Fund.
- **Large-Capitalization Investing Risk.** The Fund invests in the securities of large-capitalization companies. As a result, the Fund's performance may be adversely affected if securities of these companies underperform securities of smaller capitalization companies or the market as a whole. Large-capitalization companies may adapt more slowly to new competitive challenges and be subject to slower growth during times of economic expansion.
- **Models and Data Risk.** While the Fund is actively managed, the Fund's investment process is expected to be heavily dependent on quantitative models and the models may not perform as intended. Errors in data used in the models may occur from time to time and may not be identified and/or corrected, which may have an adverse impact on the Fund and its shareholders.
- **Non-Diversification Risk.** The Fund is considered to be non-diversified, which means that it may invest more of its assets in the securities of a single issuer or a smaller number of issuers than if it were a diversified fund. To the extent the Fund invests a significant percentage of its assets in a limited number of issuers, the Fund is subject to the risks of investing in those few issuers, and may be more susceptible to a single adverse economic or regulatory occurrence. As a result, changes in the market value of a single security could cause greater fluctuations in the value of Fund shares than would occur in a diversified fund.

## **Fund Performance**

The Fund commenced operations on May 20, 2021, and therefore does not have performance history for a full calendar year. Once the Fund has completed a full calendar year of operations, a bar chart and table will be included that will provide some indication of the risks of investing in the Fund by showing the variability of the Fund's return based on net assets and comparing the Fund's performance to a broad measure of market performance. Updated performance information for the Fund is available online on the Fund's website at [www.wisdomtree.com](http://www.wisdomtree.com).

## **Management**

### **Investment Adviser and Sub-Adviser**

WisdomTree Asset Management, Inc. ("WisdomTree Asset Management" or the "Adviser") serves as investment adviser to the Fund. Mellon Investments Corporation (the "Sub-Adviser") serves as sub-adviser to the Fund.

## **Portfolio Managers**

The Fund is managed by the Sub-Adviser's Equity Index Strategies Portfolio Management team. The individual members of the team jointly and primarily responsible for the day-to-day management of the Fund's portfolio are described below.

Marlene Walker-Smith, a Director, Head of Equity Index Portfolio Management, has been a portfolio manager of the Fund since its inception in May 2021.

David France, CFA, a Vice President, Senior Portfolio Manager and Team Manager, has been a portfolio manager of the Fund since June 2021.

Todd Frysinger, CFA, a Vice President, Senior Portfolio Manager and Team Manager, has been a portfolio manager of the Fund since June 2021.

Vlasta Sheremeta, CFA, a Vice President, Senior Portfolio Manager and Team Manager, has been a portfolio manager of the Fund since June 2021.

Michael Stoll, a Vice President, Senior Portfolio Manager and Team Manager, has been a portfolio manager of the Fund since June 2021.

## **Buying and Selling Fund Shares**

The Fund is an ETF. This means that individual shares of the Fund are listed on a national securities exchange, such as NYSE Arca, and may only be purchased and sold in the secondary market through a broker-dealer at market prices. Because Fund shares trade at market prices rather than NAV, shares may trade at a price greater than NAV (premium) or less than NAV (discount). In addition, an investor may incur costs attributable to the difference between the highest price a buyer is willing to pay to purchase shares (bid) and the lowest price a seller is willing to accept for shares (ask) when buying and selling shares in the secondary market (the "bid/ask spread"). Recent information regarding the Fund, including its NAV, market price, premiums and discounts, and bid/ask spreads, is available on the Fund's website at [www.wisdomtree.com](http://www.wisdomtree.com).

The Fund issues and redeems shares at NAV only in large blocks of shares ("Creation Units"), which only certain institutions or large investors (typically market makers or other broker-dealers) may purchase or redeem. The Fund issues and redeems Creation Units in exchange for a portfolio of securities and/or U.S. cash.

## **Tax Information**

The Fund intends to make distributions that may be taxed as ordinary income, qualified dividend income or capital gains.

## **Payments to Broker-Dealers and Other Financial Intermediaries**

If you purchase shares of the Fund through a broker-dealer or other financial intermediary (such as a bank) (an "Intermediary"), WisdomTree Asset Management or its affiliates may pay Intermediaries for certain activities related to the Fund, including participation in activities that are designed to make Intermediaries more knowledgeable about exchange traded products, including the Fund, or for other activities, such as marketing, educational training or other initiatives related to the sale or promotion of Fund shares. These payments may create a conflict of interest by influencing the Intermediary and your salesperson to recommend the Fund over another investment. Any such arrangements do not result in increased Fund expenses. Ask your salesperson or visit the Intermediary's website for more information.

# WisdomTree BioRevolution Fund

## Investment Objective

The WisdomTree BioRevolution Fund (the “Fund”) seeks to track the price and yield performance, before fees and expenses, of the WisdomTree BioRevolution Index (the “Index”).

## Fees and Expenses of the Fund

The following table describes the fees and expenses you may pay if you buy, hold and sell shares of the Fund. You may pay other fees, such as brokerage commissions and other fees to financial intermediaries, which are not reflected in the table and example below. The fees are expressed as a percentage of the Fund’s average net assets.

<b>Shareholder Fees</b> (fees paid directly from your investment)	None
<b>Annual Fund Operating Expenses</b> (expenses that you pay each year as a percentage of the value of your investment)	
Management Fees	0.45%
Distribution and/or Service (12b-1) Fees	None
Other Expenses	0.00%
<b>Total Annual Fund Operating Expenses</b>	0.45%

## Example

The following example is intended to help retail investors compare the cost of investing in the Fund shares with the cost of investing in other funds. It illustrates the hypothetical expenses that such investors would incur over various periods if they were to invest \$10,000 in the Fund for the time periods indicated and then redeem all of the shares at the end of those periods. This example assumes that the Fund provides a return of 5% a year and that operating expenses remain the same. This example does not include the brokerage commissions that retail investors may pay to buy and sell shares of the Fund. Although your actual costs may be higher or lower, based on these assumptions, your costs would be:

	<b>1 Year</b>	<b>3 Years</b>	<b>5 Years</b>	<b>10 Years</b>
	\$ 46	\$ 144	\$ 252	\$ 567

## Portfolio Turnover

The Fund pays transaction costs, such as commissions, when it buys and sells securities (or “turns over” its portfolio). A higher portfolio turnover rate may indicate higher transaction costs and may result in higher taxes when Fund shares are held in a taxable account. These costs, which are not reflected in annual fund operating expenses or in the example, affect the Fund’s performance. During the most recent fiscal year, the Fund’s portfolio turnover rate was 17% of the average value of its portfolio, excluding the value of portfolio securities received or delivered as a result of in-kind creations or redemptions of the Fund’s capital shares.

## Principal Investment Strategies of the Fund

The Fund employs a “passive management” – or indexing – investment approach designed to track the performance of the Index. The Fund generally uses a representative sampling strategy to achieve its investment objective, meaning it generally will invest in a sample of the securities in the Index whose risk, return and other characteristics resemble the risk, return and other characteristics of the Index as a whole. The Index is designed to provide exposure to equity securities of exchange-listed companies globally that will be significantly transformed by advancements in genetics and biotechnology. The Index constituents are determined by an Index committee that looks at companies focusing on: the application of genetic technologies to prevent and treat disease; the applications of human genetic technologies to new classes of consumer products personalized for each individual; the transformation of agriculture, aquaculture, and food production, creating healthier and more sustainable models for feeding the growing global population; biological re-engineering used to produce an increasing percentage of the physical inputs needed for manufacturing; and/or DNA as a storage solution (collectively, “BioRevolution Activities”).

To be eligible for inclusion in the Index, a company must meet the following criteria as of the Index screening date: (i) derive at least 50% of their revenue from BioRevolution Activities; (ii) market capitalization of at least \$300 million; and (iii) have a median daily dollar volume of at least \$1 million for each of the preceding three months.

The Index is a modified equally weighted index that is reconstituted and rebalanced semi-annually. As of September 30, 2022, companies in the health care sector comprised a significant portion of the Index.

To the extent the Index concentrates (*i.e.*, holds 25% or more of its total assets) in the securities of a particular industry or group of industries, the Fund will concentrate its investments to approximately the same extent as the Index.

### **Principal Risks of Investing in the Fund**

You can lose money on your investment in the Fund. The Fund is subject to the risks described below. The risks are generally presented in alphabetical order to facilitate finding particular risks when comparing them with other funds. Each risk summarized below is considered a “principal risk” of investing in the Fund, regardless of the order in which it appears. Some or all of these risks may adversely affect the Fund’s net asset value per share (“NAV”), trading price, yield, total return and/or ability to meet its objective. For more information about the risks of investing in the Fund, see the sections in the Fund’s Prospectus titled “Additional Principal Risk Information About the Funds” and “Additional Non-Principal Risk Information.”

- **Risk of Investing in BioRevolution Activities.** Companies engaged in BioRevolution Activities face intense competition and potentially rapid product obsolescence. BioRevolution companies may be adversely affected by the loss or impairment of intellectual property rights and other proprietary information or changes in government regulations. The potential for an increased amount of required disclosure or proprietary scientific information could negatively impact the performance of these companies. Additionally, BioRevolution companies may also be subject to risks associated with genetic analysis.
- **Investment Risk.** As with all investments, an investment in the Fund is subject to loss, including the possible loss of the entire principal amount of an investment, over short or long periods of time.
- **Market Risk.** The trading prices of equity securities and other instruments fluctuate in response to a variety of factors, such as economic, financial or political events that impact the entire market, market segments, or specific issuers. The Fund’s NAV and market price may fluctuate significantly in response to these and other factors. As a result, an investor could lose money over short or long periods of time. In addition, the respiratory illness COVID-19 has spread globally for over two years, resulting in a global pandemic and major disruption to economies and markets around the world, including the United States. During this time, financial markets have experienced extreme volatility and severe losses, and trading in many instruments has been disrupted or suspended. Liquidity for many instruments has been greatly reduced for periods of time. Although many global economies have re-opened fully or decreased the number of public safety measures designed to mitigate virus transmission, some economies, including those of countries with limited access to effective COVID-19 vaccines, have struggled to control the spread of the virus and re-open their economies. As a result, it remains unclear how COVID-19 will impact global markets in the future.
- **Shares of the Fund May Trade at Prices Other Than NAV.** As with all exchange traded funds (“ETFs”), Fund shares may be bought and sold in the secondary market at market prices. The trading prices of the Fund’s shares in the secondary market generally differ from the Fund’s daily NAV and there may be times when the market price of the shares is more than the NAV (premium) or less than the NAV (discount). This risk is heightened in times of market volatility or periods of steep market declines. Because securities held by the Fund trade on, or have exposure to, foreign exchanges that are closed when the Fund’s primary listing exchange is open, the Fund is likely to experience premiums and discounts greater than those of domestic ETFs. Additionally, in stressed market conditions, the market for the Fund’s shares may become less liquid in response to deteriorating liquidity in the markets for the Fund’s underlying portfolio holdings.
- **Cybersecurity Risk.** The Fund and its service providers may be susceptible to operational and information security risks resulting from a breach in cybersecurity, including cyber-attacks. A breach in cybersecurity, intentional or unintentional, may adversely impact the Fund in many ways, including, but not limited to, disruption of the Fund’s operational capacity, loss of proprietary information, theft or corruption of data, denial-of-service attacks on websites or network resources, and the unauthorized release of confidential information. Cyber-attacks affecting the Fund’s third-party service providers, market makers, institutional investors authorized to purchase and redeem shares directly from the Fund (*i.e.*, Authorized Participants), or the issuers of securities in which the Fund invests may subject the Fund to many of the same risks associated with direct cybersecurity breaches.

- **Equity Securities Risk.** Equity securities may be more volatile than other asset classes, and their market prices may change quickly and without warning. The value of an equity security may decrease as a result of the issuer or due to general industry or market conditions unrelated to the issuer.
- **Geopolitical Risk.** The United States has experienced security concerns, war, threats of war, aggression and/or conflict, terrorism, economic uncertainty, sanctions or the threat of sanctions, natural and environmental disasters, the spread of infectious illness, widespread disease or other public health issues and/or systemic market dislocations (including due to events outside of the United States) that have led, and in the future may lead, to increased short-term market volatility and may have adverse long-term effects on the U.S. and world economies and markets generally, each of which may negatively impact the Fund's investments.
- **Health Care Sector Risk.** The Fund currently invests a significant portion of its assets in the health care sector, and therefore, the Fund's performance could be negatively impacted by events affecting this sector. The health care sector includes, for example, biotechnology, pharmaceutical, health care facilities, and health care equipment and supply companies. This sector can be significantly affected by, among other things, lapsing patent protection, technological developments that make drugs obsolete, government regulation, price controls, and approvals for drugs.
- **Index and Data Risk.** The Fund is not "actively" managed and seeks to track the price and yield performance, before fees and expenses, of the Index. The Index may not perform as intended. The Index provider has the right to make adjustments to the Index or to cease making the Index available without regard to the particular interests of the Fund or its shareholders. If the computers or other facilities of the Index provider, Index calculation agent, data providers and/or relevant stock exchange malfunction for any reason, calculation and dissemination of Index values may be delayed and trading in Fund shares may be suspended for a period of time. Errors in Index data, Index calculations and/or the construction of the Index may occur from time to time and may not be identified and/or corrected by the Index provider, Index calculation agent or other applicable party for a period of time or at all, which may have an adverse impact on the Fund and its shareholders. The potential risk of continuing error may be particularly heightened in the case of the Index, which is generally not used as a benchmark by other funds or managers.
- **Investment Style Risk.** The Fund invests in the securities included in, or representative of, the Index regardless of their investment merit. The Fund does not attempt to outperform the Index or take defensive positions in declining markets. As a result, the Fund's performance may be adversely affected by a general decline in the market segments relating to the Index.
- **Issuer-Specific Risk.** Issuer-specific events, including changes in the actual or perceived financial condition of an issuer, can have a negative impact on the value of the Fund.
- **Large-Capitalization Investing Risk.** The Fund invests in the securities of large-capitalization companies. As a result, the Fund's performance may be adversely affected if securities of these companies underperform securities of smaller capitalization companies or the market as a whole. Large-capitalization companies may adapt more slowly to new competitive challenges and be subject to slower growth during times of economic expansion.
- **Mid-Capitalization Investing Risk.** The Fund invests in the securities of mid-capitalization companies. As a result, the Fund's performance may be adversely affected if securities of these companies underperform securities of other capitalization ranges or the market as a whole. Securities of mid-capitalization companies are often less stable and more vulnerable to market volatility and adverse economic developments than securities of larger companies, but mid-capitalization companies may also underperform the securities of small-capitalization companies because medium capitalization companies are more mature and are subject to slower growth during economic expansion.
- **Non-Correlation Risk.** As with all index funds, the performance of the Fund and its Index may differ from each other for a variety of reasons. For example, the Fund incurs operating expenses and portfolio transaction costs, while also managing cash flows and potential operational inefficiencies, not incurred by its Index. In addition, when markets are volatile, the ability to sell securities at fair value prices may be adversely impacted and may result in additional trading costs and/or increase the Index tracking risk. The Fund's use of sampling techniques may affect its ability to achieve close correlation with its Index.
- **Non-Diversification Risk.** The Fund is considered to be non-diversified, which means that it may invest more of its assets in the securities of a single issuer or a smaller number of issuers than if it were a diversified fund. To the extent the Fund invests a significant percentage of its assets in a limited number of issuers, the Fund is subject to



the risks of investing in those few issuers, and may be more susceptible to a single adverse economic or regulatory occurrence. As a result, changes in the market value of a single security could cause greater fluctuations in the value of Fund shares than would occur in a diversified fund.

- **Small-Capitalization Investing Risk.** The Fund invests in the securities of small-capitalization companies. As a result, the Fund may be more volatile than funds that invest in larger, more established companies. The securities of small-capitalization companies generally trade in lower volumes and are subject to greater and more unpredictable price changes than larger capitalization stocks or the stock market as a whole. Small-capitalization companies may be particularly sensitive to adverse economic developments as well as changes in interest rates, government regulation, borrowing costs and earnings.

### **Fund Performance**

The Fund commenced operations on June 3, 2021, and therefore does not have performance history for a full calendar year. Once the Fund has completed a full calendar year of operations, a bar chart and table will be included that will provide some indication of the risks of investing in the Fund by showing the variability of the Fund's return based on net assets and comparing the Fund's performance to a broad measure of market performance. Updated performance information for the Fund is available online on the Fund's website at [www.wisdomtree.com](http://www.wisdomtree.com).

### **Management**

#### **Investment Adviser and Sub-Adviser**

WisdomTree Asset Management, Inc. ("WisdomTree Asset Management" or the "Adviser") serves as investment adviser to the Fund. Mellon Investments Corporation (the "Sub-Adviser") serves as sub-adviser to the Fund.

#### **Portfolio Managers**

The Fund is managed by the Sub-Adviser's Equity Index Strategies Portfolio Management team. The individual members of the team jointly and primarily responsible for the day-to-day management of the Fund's portfolio are described below.

Marlene Walker-Smith, a Director, Head of Equity Index Portfolio Management, has been a portfolio manager of the Fund since its inception in June 2021.

David France, CFA, a Vice President, Senior Portfolio Manager and Team Manager, has been a portfolio manager of the Fund since June 2021.

Todd Frysinger, CFA, a Vice President, Senior Portfolio Manager and Team Manager, has been a portfolio manager of the Fund since June 2021.

Vlasta Sheremeta, CFA, a Vice President, Senior Portfolio Manager and Team Manager, has been a portfolio manager of the Fund since June 2021.

Michael Stoll, a Vice President, Senior Portfolio Manager and Team Manager, has been a portfolio manager of the Fund since June 2021.

#### **Buying and Selling Fund Shares**

The Fund is an ETF. This means that individual shares of the Fund are listed on a national securities exchange, such as Cboe BZX Exchange, Inc., and may only be purchased and sold in the secondary market through a broker-dealer at market prices. Because Fund shares trade at market prices rather than NAV, shares may trade at a price greater than NAV (premium) or less than NAV (discount). In addition, an investor may incur costs attributable to the difference between the highest price a buyer is willing to pay to purchase shares (bid) and the lowest price a seller is willing to accept for shares (ask) when buying and selling shares in the secondary market (the "bid/ask spread"). Recent information regarding the Fund, including its NAV, market price, premiums and discounts, and bid/ask spreads, is available on the Fund's website at [www.wisdomtree.com](http://www.wisdomtree.com).

The Fund issues and redeems shares at NAV only in large blocks of shares ("Creation Units"), which only certain institutions or large investors (typically market makers or other broker-dealers) may purchase or redeem. The Fund issues and redeems Creation Units in exchange for a portfolio of securities and/or U.S. cash.

### **Tax Information**

The Fund intends to make distributions that may be taxed as ordinary income, qualified dividend income or capital gains.



**Payments to Broker-Dealers and Other Financial Intermediaries**

If you purchase shares of the Fund through a broker-dealer or other financial intermediary (such as a bank) (an “Intermediary”), WisdomTree Asset Management or its affiliates may pay Intermediaries for certain activities related to the Fund, including participation in activities that are designed to make Intermediaries more knowledgeable about exchange traded products, including the Fund, or for other activities, such as marketing, educational training or other initiatives related to the sale or promotion of Fund shares. These payments may create a conflict of interest by influencing the Intermediary and your salesperson to recommend the Fund over another investment. Any such arrangements do not result in increased Fund expenses. Ask your salesperson or visit the Intermediary’s website for more information.

# WisdomTree Cloud Computing Fund

## Investment Objective

The WisdomTree Cloud Computing Fund (the “Fund”) seeks to track the price and yield performance, before fees and expenses, of the BVP Nasdaq Emerging Cloud Index (the “Index”).

## Fees and Expenses of the Fund

The following table describes the fees and expenses you may pay if you buy, hold and sell shares of the Fund. You may pay other fees, such as brokerage commissions and other fees to financial intermediaries, which are not reflected in the table and example below. The fees are expressed as a percentage of the Fund’s average net assets.

<b>Shareholder Fees</b> (fees paid directly from your investment)	None
<b>Annual Fund Operating Expenses</b> (expenses that you pay each year as a percentage of the value of your investment)	
Management Fees	0.45%
Distribution and/or Service (12b-1) Fees	None
Other Expenses	0.00%
<b>Total Annual Fund Operating Expenses</b>	0.45%

## Example

The following example is intended to help retail investors compare the cost of investing in the Fund shares with the cost of investing in other funds. It illustrates the hypothetical expenses that such investors would incur over various periods if they were to invest \$10,000 in the Fund for the time periods indicated and then redeem all of the shares at the end of those periods. This example assumes that the Fund provides a return of 5% a year and that operating expenses remain the same. This example does not include the brokerage commissions that retail investors may pay to buy and sell shares of the Fund. Although your actual costs may be higher or lower, based on these assumptions, your costs would be:

	<b>1 Year</b>	<b>3 Years</b>	<b>5 Years</b>	<b>10 Years</b>
	\$ 46	\$ 144	\$ 252	\$ 567

## Portfolio Turnover

The Fund pays transaction costs, such as commissions, when it buys and sells securities (or “turns over” its portfolio). A higher portfolio turnover rate may indicate higher transaction costs and may result in higher taxes when Fund shares are held in a taxable account. These costs, which are not reflected in annual fund operating expenses or in the example, affect the Fund’s performance. During the most recent fiscal year, the Fund’s portfolio turnover rate was 50% of the average value of its portfolio, excluding the value of portfolio securities received or delivered as a result of in-kind creations or redemptions of the Fund’s capital shares.

## Principal Investment Strategies of the Fund

The Fund employs a “passive management” – or indexing – investment approach designed to track the performance of the Index. The Fund generally uses a representative sampling strategy to achieve its investment objective, meaning it generally will invest in a sample of the securities in the Index whose risk, return and other characteristics resemble the risk, return and other characteristics of the Index as a whole. Under normal circumstances, at least 80% of the Fund’s total assets (exclusive of collateral held from securities lending) will be invested in component securities of the Index and investments that have economic characteristics that are substantially identical to the economic characteristics of such component securities.

Cloud computing is a term used to describe the delivery, through the Internet, of computing services, which can include servers, storage, databases, networking, software, analytics, and intelligence. The Index is provided by Nasdaq, Inc. (the “Index Provider”) and is designed to track the performance of emerging public companies primarily involved in providing cloud computing software and services to their customers, which derive the majority of their revenues from business-oriented software products, as determined by Bessemer Venture Partners (“BVP”), that are both: (i) provided to customers through a cloud delivery model (*e.g.*, hosted on remote and multi-tenant server infrastructure, accessed through a web browser or mobile device, or consumed as an Application Programming Interface (“API”)); and (ii) provided to customers through a cloud economic model (*e.g.*, a subscription-based, volume-based or transaction-based offering).

To be eligible for inclusion in the Index, a company must also meet the following criteria as of the Index screening date: (i) have a revenue growth rate of at least 15% for each of the last two full fiscal years for new Index constituents and a revenue growth rate of at least 7% in at least one of the last two fiscal years for existing Index constituents, each as determined by BVP; (ii) be listed on the New York Stock Exchange, NYSE American, NASDAQ or CBOE BZX Exchange, Inc.; (iii) have a minimum market capitalization of \$500 million; and (iv) have a minimum three-month average daily trading volume of \$5 million.

The Index also excludes companies based on environmental, social and governance (“ESG”) criteria. The ESG criteria seeks to exclude from the eligible investment universe companies that (i) do not comply with the United Nations Global Compact; (ii) are involved in, including through corporate ownership, the core weapon system or components/services of the core weapon system; (iii) are involved or have significant ownership in manufacturing tobacco products, supply tobacco-related products/services or derive at least 10% of revenues from distribution and/or retail sales of tobacco products; (iv) have thermal coal comprise at least 25% of either total energy extraction or total generating capacity; or (v) do not meet such other ESG criteria as detailed in the Index methodology.

The Index is reconstituted and rebalanced semi-annually. Securities are equal-dollar weighted in the Index. As of September 30, 2022, companies in the information technology sector comprised a significant portion of the Index.

To the extent the Index concentrates (*i.e.*, holds 25% or more of its total assets) in the securities of a particular industry or group of industries, the Fund will concentrate its investments to approximately the same extent as the Index.

### **Principal Risks of Investing in the Fund**

You can lose money on your investment in the Fund. The Fund is subject to the risks described below. The risks are generally presented in alphabetical order to facilitate finding particular risks when comparing them with other funds. Each risk summarized below is considered a “principal risk” of investing in the Fund, regardless of the order in which it appears. Some or all of these risks may adversely affect the Fund’s net asset value per share (“NAV”), trading price, yield, total return and/or ability to meet its objective. For more information about the risks of investing in the Fund, see the sections in the Fund’s Prospectus titled “Additional Principal Risk Information About the Funds” and “Additional Non-Principal Risk Information.”

- **Cloud Computing Company Risk.** The Fund invests in cloud computing companies, which are heavily dependent on the Internet and utilizing a distributed network of servers over the Internet. Cloud computing companies may have limited operating history, product lines, markets, financial resources or personnel and are subject to the risks of changes in business cycles, world economic growth, technological progress, and government regulation. These companies typically face intense competition and potentially rapid product obsolescence. Additionally, many cloud computing companies store sensitive consumer information and could be the target of cybersecurity attacks and other types of theft, which could have a negative impact on these companies and the Fund. Securities of cloud computing companies tend to be more volatile than securities of companies that rely less heavily on technology and, specifically, on the Internet. Cloud computing companies can typically engage in significant amounts of spending on research and development, and rapid changes to the field could have a material adverse effect on a company’s operating results.
- **Investment Risk.** As with all investments, an investment in the Fund is subject to loss, including the possible loss of the entire principal amount of an investment, over short or long periods of time.
- **Market Risk.** The trading prices of equity securities and other instruments fluctuate in response to a variety of factors, such as economic, financial or political events that impact the entire market, market segments, or specific issuers. The Fund’s NAV and market price may fluctuate significantly in response to these and other factors. As a result, an investor could lose money over short or long periods of time. In addition, the respiratory illness COVID-19 has spread globally for over two years, resulting in a global pandemic and major disruption to economies and markets around the world, including the United States. During this time, financial markets have experienced extreme volatility and severe losses, and trading in many instruments has been disrupted or suspended. Liquidity for many instruments has been greatly reduced for periods of time. Although many global economies have re-opened fully or decreased the number of public safety measures designed to mitigate virus transmission, some economies, including those of countries with limited access to effective COVID-19 vaccines, have struggled to control the spread of the virus and re-open their economies. As a result, it remains unclear how COVID-19 will impact global markets in the future.

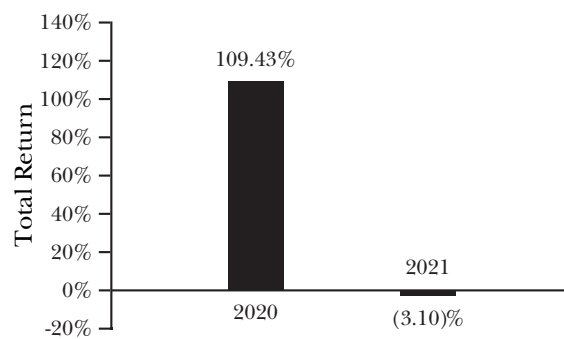
- **Shares of the Fund May Trade at Prices Other Than NAV.** As with all exchange traded funds (“ETFs”), Fund shares may be bought and sold in the secondary market at market prices. The trading prices of the Fund’s shares in the secondary market generally differ from the Fund’s daily NAV and there may be times when the market price of the shares is more than the NAV (premium) or less than the NAV (discount). This risk is heightened in times of market volatility or periods of steep market declines. Additionally, in stressed market conditions, the market for the Fund’s shares may become less liquid in response to deteriorating liquidity in the markets for the Fund’s underlying portfolio holdings.
- **Cybersecurity Risk.** The Fund and its service providers may be susceptible to operational and information security risks resulting from a breach in cybersecurity, including cyber-attacks. A breach in cybersecurity, intentional or unintentional, may adversely impact the Fund in many ways, including, but not limited to, disruption of the Fund’s operational capacity, loss of proprietary information, theft or corruption of data, denial-of-service attacks on websites or network resources, and the unauthorized release of confidential information. Cyber-attacks affecting the Fund’s third-party service providers, market makers, institutional investors authorized to purchase and redeem shares directly from the Fund (*i.e.*, Authorized Participants), or the issuers of securities in which the Fund invests may subject the Fund to many of the same risks associated with direct cybersecurity breaches.
- **Equity Securities Risk.** Equity securities may be more volatile than other asset classes, and their market prices may change quickly and without warning. The value of an equity security may decrease as a result of the issuer or due to general industry or market conditions unrelated to the issuer.
- **ESG Index Data Risk.** The Index uses ESG data provided by one or more third-party ESG research firms to exclude certain companies from the composition of the Index based on the ESG exclusionary criteria set forth in the description of the Fund’s Principal Investment Strategies. Currently, the Index receives ESG data from Morningstar Sustainalytics. There is not a universally accepted ESG standard or standardized practices for generating ESG data. As a result, the factors and criteria considered when generating ESG data and the results of such ESG research generally will differ across ESG data providers. The evaluation of ESG factors is often subjective and the third-party ESG data providers used by the Index may not identify or evaluate every relevant ESG factor with respect to every Index constituent. As a result, the Index may include constituent companies that do not reflect the beliefs or values of a particular investor and may not be deemed to exhibit favorable ESG characteristics if different metrics or ESG rating agencies were used to evaluate them. Moreover, because ESG considerations are still an emerging area of investment focus, ESG information and metrics can be difficult to obtain or not able to be obtained. The evaluation of ESG factors and implementation of ESG-related investment restrictions (*e.g.*, screens) rely on the availability of timely, complete, and accurate ESG data reported by issuers and/or third-party research providers. The successful implementation of the ESG component of the Index methodology is therefore dependent in large part on the ESG factors considered and research methodologies employed by the Index’s third-party ESG data providers, as well as the timely availability of accurate information. The Index Provider carefully selects its third-party ESG data providers, but due to the specialized resources necessary to obtain ESG-related information underlying or related to the ESG data provided by third-party ESG research firms, the Index Provider does not undertake to, and does not, independently test or verify the factors used or data provided by such firms.
- **ESG Investing Risk.** The Index excludes companies based on ESG criteria, which in turn limits the number of investment opportunities available to the Fund. As a result, the Fund may underperform other funds with similar strategies that do not have an ESG focus. The Index’s use of ESG criteria may result in the Fund investing in securities that underperform the market as a whole or underperform other funds screened for ESG criteria. In addition, companies selected for inclusion in the Fund may not exhibit positive or favorable ESG characteristics at all times and may shift into and out of favor depending on market and economic conditions.
- **Geopolitical Risk.** The United States has experienced security concerns, war, threats of war, aggression and/or conflict, terrorism, economic uncertainty, sanctions or the threat of sanctions, natural and environmental disasters, the spread of infectious illness, widespread disease or other public health issues and/or systemic market dislocations (including due to events outside of such countries or regions) that have led, and in the future may lead, to increased short-term market volatility and may have adverse long-term effects on the U.S. and world economies and markets generally, each of which may negatively impact the Fund’s investments.
- **Index and Data Risk.** The Fund is not “actively” managed and seeks to track the price and yield performance, before fees and expenses, of the Index. The Index may not perform as intended. The Index provider has the right to make adjustments to the Index or to cease making the Index available without regard to the particular interests of the Fund or its shareholders. If the computers or other facilities of the Index provider, Index

calculation agent, data providers and/or relevant stock exchange malfunction for any reason, calculation and dissemination of Index values may be delayed and trading in Fund shares may be suspended for a period of time. Errors in Index data, Index calculations and/or the construction of the Index may occur from time to time and may not be identified and/or corrected by the Index provider, Index calculation agent or other applicable party for a period of time or at all, which may have an adverse impact on the Fund and its shareholders. The potential risk of continuing error may be particularly heightened in the case of the Index, which is generally not used as a benchmark by other funds or managers.

- **Information Technology Sector Risk.** The Fund currently invests a significant portion of its assets in the information technology sector, and therefore, the Fund's performance could be negatively impacted by events affecting this sector. The information technology sector includes, for example, internet, semiconductor, software, hardware, and technology equipment companies. This sector can be significantly affected by, among other things, the supply and demand for specific products and services, the pace of technological development, and government regulation.
- **Investment Style Risk.** The Fund invests in the securities included in, or representative of, the Index regardless of their investment merit. The Fund does not attempt to outperform the Index or take defensive positions in declining markets. As a result, the Fund's performance may be adversely affected by a general decline in the market segments relating to the Index.
- **Issuer-Specific Risk.** Issuer-specific events, including changes in the actual or perceived financial condition of an issuer, can have a negative impact on the value of the Fund.
- **Mid-Capitalization Investing Risk.** The Fund may invest in the securities of mid-capitalization companies. As a result, the Fund's performance may be adversely affected if securities of these companies underperform securities of other capitalization ranges or the market as a whole. Securities of mid-capitalization companies are often less stable and more vulnerable to market volatility and adverse economic developments than securities of larger companies, but mid-capitalization companies may also underperform the securities of small-capitalization companies because medium capitalization companies are more mature and are subject to slower growth during economic expansion.
- **Non-Correlation Risk.** As with all index funds, the performance of the Fund and its Index may differ from each other for a variety of reasons. For example, the Fund incurs operating expenses and portfolio transaction costs, while also managing cash flows and potential operational inefficiencies, not incurred by its Index. In addition, when markets are volatile, the ability to sell securities at fair value prices may be adversely impacted and may result in additional trading costs and/or increase the Index tracking risk. The Fund's use of sampling techniques may affect its ability to achieve close correlation with its Index.
- **Non-Diversification Risk.** The Fund is considered to be non-diversified, which means that it may invest more of its assets in the securities of a single issuer or a smaller number of issuers than if it were a diversified fund. To the extent the Fund invests a significant percentage of its assets in a limited number of issuers, the Fund is subject to the risks of investing in those few issuers, and may be more susceptible to a single adverse economic or regulatory occurrence. As a result, changes in the market value of a single security could cause greater fluctuations in the value of Fund shares than would occur in a diversified fund.

## Fund Performance

Historical Fund performance, which varies over time, can provide an indication of the risks of investing in the Fund. The bar chart that follows shows the annual total returns of the Fund for each full calendar year since the Fund commenced operations, or the past 10 calendar years, as applicable. The table that follows the bar chart shows the Fund's average annual total returns, both before and after taxes. This table also shows how the Fund's performance compares to the Index and that of a relevant broad-based securities index. In addition, performance is shown for another index that also represents the asset class in which the Fund invests. Index returns do not reflect deductions for fees, expenses or taxes. All returns assume reinvestment of dividends and distributions. The Fund's past performance (before and after taxes) is not necessarily an indication of how the Fund will perform in the future. Updated performance information for the Fund is available online on the Fund's website at [www.wisdomtree.com](http://www.wisdomtree.com).



The Fund's year-to-date total return as of September 30, 2022 was (48.53)%.



**Best and Worst Quarter Returns (for the periods reflected in the bar chart above)**

	Return	Quarter/Year
Highest Return	63.84%	2Q/2020
Lowest Return	(10.16)%	1Q/2021

After-tax returns are calculated using the highest historical individual federal marginal income tax rates and do not reflect the impact of state and local taxes. Actual after-tax returns depend on your tax situation and may differ from those shown and are not relevant if you hold your shares through tax-deferred arrangements, such as 401(k) plans or individual retirement accounts. In some cases, the return after taxes may exceed the return before taxes due to an assumed tax benefit from any losses on a sale of Fund shares at the end of the measurement period.

**Average Annual Total Returns for the periods ending December 31, 2021**

<b>WisdomTree Cloud Computing Fund</b>	<b>1 Year</b>	<b>Since Inception September 6, 2019</b>
Return Before Taxes Based on NAV	(3.10)%	36.82%
Return After Taxes on Distributions	(3.10)%	36.82%
Return After Taxes on Distributions and Sale of Fund Shares	(1.84)%	29.29%
BVP NASDAQ Emerging Cloud Index (Reflects no deduction for fees, expenses or taxes)	(2.74)%	37.33%
S&P 500 Information Technology Index (Reflects no deduction for fees, expenses or taxes)	34.53%	40.33%
S&P 500 Growth Index (Reflects no deduction for fees, expenses or taxes)	32.01%	31.37%

**Management****Investment Adviser and Sub-Adviser**

WisdomTree Asset Management serves as investment adviser to the Fund. Mellon Investments Corporation (the “Sub-Adviser”) serves as sub-adviser to the Fund.

**Portfolio Managers**

The Fund is managed by the Sub-Adviser’s Equity Index Strategies Portfolio Management team. The individual members of the team jointly and primarily responsible for the day-to-day management of the Fund’s portfolio are described below.

Marlene Walker-Smith, a Director, Head of Equity Index Portfolio Management, has been a portfolio manager of the Fund since October 2020.

David France, CFA, a Vice President, Senior Portfolio Manager and Team Manager, has been a portfolio manager of the Fund since June 2021.

Todd Frysinger, CFA, a Vice President, Senior Portfolio Manager and Team Manager, has been a portfolio manager of the Fund since June 2021.

Vlasta Sheremeta, CFA, a Vice President, Senior Portfolio Manager and Team Manager, has been a portfolio manager of the Fund since June 2021.

Michael Stoll, a Vice President, Senior Portfolio Manager and Team Manager, has been a portfolio manager of the Fund since June 2021.

**Buying and Selling Fund Shares**

The Fund is an ETF. This means that individual shares of the Fund are listed on a national securities exchange, such as Nasdaq, and may only be purchased and sold in the secondary market through a broker-dealer at market prices. Because Fund shares trade at market prices rather than NAV, shares may trade at a price greater than NAV (premium) or less than NAV (discount). In addition, an investor may incur costs attributable to the difference between the highest price a buyer is willing to pay to purchase shares (bid) and the lowest price a seller is willing to accept for shares (ask) when buying and selling shares in the secondary market (the “bid/ask spread”). Recent

information regarding the Fund, including its NAV, market price, premiums and discounts, and bid/ask spreads, is available on the Fund's website at [www.wisdomtree.com](http://www.wisdomtree.com).

The Fund issues and redeems shares at NAV only in large blocks of shares ("Creation Units"), which only certain institutions or large investors (typically market makers or other broker-dealers) may purchase or redeem. The Fund issues and redeems Creation Units in exchange for a portfolio of securities and/or U.S. cash.

**Tax Information**

The Fund intends to make distributions that may be taxed as ordinary income, qualified dividend income or capital gains.

**Payments to Broker-Dealers and Other Financial Intermediaries**

If you purchase shares of the Fund through a broker-dealer or other financial intermediary (such as a bank) (an "Intermediary"), WisdomTree Asset Management or its affiliates may pay Intermediaries for certain activities related to the Fund, including participation in activities that are designed to make Intermediaries more knowledgeable about exchange traded products, including the Fund, or for other activities, such as marketing, educational training or other initiatives related to the sale or promotion of Fund shares. These payments may create a conflict of interest by influencing the Intermediary and your salesperson to recommend the Fund over another investment. Any such arrangements do not result in increased Fund expenses. Ask your salesperson or visit the Intermediary's website for more information.

# WisdomTree Cybersecurity Fund

## Investment Objective

The WisdomTree Cybersecurity Fund (the “Fund”) seeks to track the price and yield performance, before fees and expenses, of the WisdomTree Team8 Cybersecurity Index (the “Index”).

## Fees and Expenses of the Fund

The following table describes the fees and expenses you may pay if you buy, hold and sell shares of the Fund. You may pay other fees, such as brokerage commissions and other fees to financial intermediaries, which are not reflected in the table and example below. The fees are expressed as a percentage of the Fund’s average net assets.

<b>Shareholder Fees</b> (fees paid directly from your investment)	None
<b>Annual Fund Operating Expenses</b> (expenses that you pay each year as a percentage of the value of your investment)	
Management Fees	0.45%
Distribution and/or Service (12b-1) Fees	None
Other Expenses	0.00%
<b>Total Annual Fund Operating Expenses</b>	0.45%

## Example

The following example is intended to help retail investors compare the cost of investing in the Fund shares with the cost of investing in other funds. It illustrates the hypothetical expenses that such investors would incur over various periods if they were to invest \$10,000 in the Fund for the time periods indicated and then redeem all of the shares at the end of those periods. This example assumes that the Fund provides a return of 5% a year and that operating expenses remain the same. This example does not include the brokerage commissions that retail investors may pay to buy and sell shares of the Fund. Although your actual costs may be higher or lower, based on these assumptions, your costs would be:

	<b>1 Year</b>	<b>3 Years</b>	<b>5 Years</b>	<b>10 Years</b>
	\$ 46	\$ 144	\$ 252	\$ 567

## Portfolio Turnover

The Fund pays transaction costs, such as commissions, when it buys and sells securities (or “turns over” its portfolio). A higher portfolio turnover rate may indicate higher transaction costs and may result in higher taxes when Fund shares are held in a taxable account. These costs, which are not reflected in annual fund operating expenses or in the example, affect the Fund’s performance. During the most recent fiscal period, the Fund’s portfolio turnover rate was 56% of the average value of its portfolio, excluding the value of portfolio securities received or delivered as a result of in-kind creations or redemptions of the Fund’s capital shares.

## Principal Investment Strategies of the Fund

The Index is designed to provide exposure to equity securities of exchange-listed companies globally, which are primarily involved in cybersecurity and security-oriented technology that generate a meaningful part of their revenue from security protocols that prevent intrusion and attacks to systems, networks, applications, computers, and mobile devices (collectively, “cybersecurity activities”) and are experiencing revenue growth. The cybersecurity themes used as guidelines to determine if a company is primarily involved in cybersecurity activities are described in detail in the “Additional Information About the Fund’s Investment Strategies” section of the Prospectus.

To be eligible for inclusion in the Index, a company must meet the following criteria as of the Index screening date: (i) derive at least 50% of their revenue from cybersecurity activities; (ii) revenue growth greater than or equal to 7% over the trailing three years for new constituents and revenue growth greater than or equal to 5% over the trailing three years for existing Index constituents; (iii) market capitalization of at least \$300 million; and (iv) have a median daily dollar trading volume of at least \$1 million for each of the preceding three months.

The Index also excludes companies based on environmental, social and governance (“ESG”) criteria. The ESG criteria seeks to exclude from the Index’s eligible investment universe companies that: (i) do not comply with the United Nations Global Compact Principles related to human rights, labor, the environment and anti-corruption; (ii) are involved directly or through corporate ownership in the production and/or distribution of, or the provision

of components/services for, core weapon systems; (iii) are significantly involved in the tobacco industry; or (iv) are significantly involved in thermal coal activity.

The Index is reconstituted and rebalanced semi-annually. As of September 30, 2022, companies in the information technology sector comprised a significant portion of the Index.

To the extent the Index concentrates (*i.e.*, holds 25% or more of its total assets) in the securities of a particular industry or group of industries, the Fund will concentrate its investments to approximately the same extent as the Index.

### **Principal Risks of Investing in the Fund**

You can lose money on your investment in the Fund. The Fund is subject to the risks described below. The risks are generally presented in alphabetical order to facilitate finding particular risks when comparing them with other funds. Each risk summarized below is considered a “principal risk” of investing in the Fund, regardless of the order in which it appears. Some or all of these risks may adversely affect the Fund’s net asset value per share (“NAV”), trading price, yield, total return and/or ability to meet its objective. For more information about the risks of investing in the Fund, see the sections in the Fund’s Prospectus titled “Additional Principal Risk Information About the Funds” and “Additional Non-Principal Risk Information.”

- **Risk of Investing in Cybersecurity and Security-Oriented Technology Companies.** Companies in the cybersecurity and security-oriented technology sector are particularly vulnerable to rapid changes in technology, rapid obsolescence of products and services, the loss of patent, copyright and trademark protections, government regulation and competition, both domestically and internationally. Cybersecurity and security-oriented technology company stocks, especially those which are internet related, have experienced extreme price and volume fluctuations in the past that have often been unrelated to their operating performance. As a result of these risks, the Fund’s investments can be adversely affected and you may lose money on your investment in the Fund.
- **Investment Risk.** As with all investments, an investment in the Fund is subject to loss, including the possible loss of the entire principal amount of an investment, over short or long periods of time.
- **Market Risk.** The trading prices of equity securities and other instruments fluctuate in response to a variety of factors, such as economic, financial or political events that impact the entire market, market segments, or specific issuers. The Fund’s NAV and market price may fluctuate significantly in response to these and other factors. As a result, an investor could lose money over short or long periods of time. In addition, the respiratory illness COVID-19 has spread globally for over two years, resulting in a global pandemic and major disruption to economies and markets around the world, including the United States. During this time, financial markets have experienced extreme volatility and severe losses, and trading in many instruments has been disrupted or suspended. Liquidity for many instruments has been greatly reduced for periods of time. Although many global economies have re-opened fully or decreased the number of public safety measures designed to mitigate virus transmission, some economies, including those of countries with limited access to effective COVID-19 vaccines, have struggled to control the spread of the virus and re-open their economies. As a result, it remains unclear how COVID-19 will impact global markets in the future.
- **Shares of the Fund May Trade at Prices Other Than NAV.** As with all exchange traded funds (“ETFs”), Fund shares may be bought and sold in the secondary market at market prices. The trading prices of the Fund’s shares in the secondary market generally differ from the Fund’s daily NAV and there may be times when the market price of the shares is more than the NAV (premium) or less than the NAV (discount). This risk is heightened in times of market volatility or periods of steep market declines. Because securities held by the Fund trade on, or have exposure to, foreign exchanges that are closed when the Fund’s primary listing exchange is open, the Fund is likely to experience premiums and discounts greater than those of domestic ETFs. Additionally, in stressed market conditions, the market for the Fund’s shares may become less liquid in response to deteriorating liquidity in the markets for the Fund’s underlying portfolio holdings.
- **Cash Redemption Risk.** The Fund generally redeems shares for cash or otherwise includes cash as part of its redemption proceeds. The Fund may be required to sell or unwind portfolio investments in order to obtain the cash needed to distribute redemption proceeds. This may cause the Fund to recognize a capital gain that it might not have recognized if it had made a redemption in-kind. As a result, the Fund may pay out higher annual capital gain distributions than if the in-kind redemption process was used.

- **Cybersecurity Risk.** The Fund and its service providers may be susceptible to operational and information security risks resulting from a breach in cybersecurity, including cyber-attacks. A breach in cybersecurity, intentional or unintentional, may adversely impact the Fund in many ways, including, but not limited to, disruption of the Fund's operational capacity, loss of proprietary information, theft or corruption of data, denial-of-service attacks on websites or network resources, and the unauthorized release of confidential information. Cyber-attacks affecting the Fund's third-party service providers, market makers, institutional investors authorized to purchase and redeem shares directly from the Fund (*i.e.*, Authorized Participants), or the issuers of securities in which the Fund invests may subject the Fund to many of the same risks associated with direct cybersecurity breaches.
- **Equity Securities Risk.** Equity securities may be more volatile than other asset classes, and their market prices may change quickly and without warning. The value of an equity security may decrease as a result of the issuer or due to general industry or market conditions unrelated to the issuer.
- **ESG Index Data Risk.** The Index uses ESG data provided by one or more third-party ESG research firms to exclude certain companies from the composition of the Index based on the ESG exclusionary criteria set forth in the description of the Fund's Principal Investment Strategies. Currently, the Index receives ESG data from Morningstar Sustainalytics. There is not a universally accepted ESG standard or standardized practices for generating ESG data. As a result, the factors and criteria considered when generating ESG data and the results of such ESG research generally will differ across ESG data providers. The evaluation of ESG factors is often subjective and the third-party ESG data providers used by the Index may not identify or evaluate every relevant ESG factor with respect to every Index constituent. As a result, the Index may include constituent companies that do not reflect the beliefs or values of a particular investor and may not be deemed to exhibit favorable ESG characteristics if different metrics or ESG rating agencies were used to evaluate them. Moreover, because ESG considerations are still an emerging area of investment focus, ESG information and metrics can be difficult to obtain or not able to be obtained. The evaluation of ESG factors and implementation of ESG-related investment restrictions (*e.g.*, screens) rely on the availability of timely, complete, and accurate ESG data reported by issuers and/or third-party research providers. The successful implementation of the ESG component of the Index methodology is therefore dependent in large part on the ESG factors considered and research methodologies employed by the Index's third-party ESG data providers, as well as the timely availability of accurate information. The Index Provider carefully selects its third-party ESG data providers, but due to the specialized resources necessary to obtain ESG-related information underlying or related to the ESG data provided by third-party ESG research firms, the Index Provider does not undertake to, and does not, independently test or verify the factors used or data provided by such firms.
- **ESG Investing Risk.** The Index excludes companies based on ESG criteria, which in turn limits the number of investment opportunities available to the Fund. As a result, the Fund may underperform other funds with similar strategies that do not have an ESG focus. The Index's use of ESG criteria may result in the Fund investing in securities that underperform the market as a whole or underperform other funds screened for ESG criteria. In addition, companies selected for inclusion in the Fund may not exhibit positive or favorable ESG characteristics at all times and may shift into and out of favor depending on market and economic conditions.
- **Geopolitical Risk.** The United States has experienced security concerns, war, threats of war, aggression and/or conflict, terrorism, economic uncertainty, sanctions or the threat of sanctions, natural and environmental disasters, the spread of infectious illness, widespread disease or other public health issues and/or systemic market dislocations (including due to events outside of the United States) that have led, and in the future may lead, to increased short-term market volatility and may have adverse long-term effects on the U.S. and world economies and markets generally, each of which may negatively impact the Fund's investments.
- **Growth Investing Risk.** Growth stocks, as a group, may be out of favor with the market and underperform value stocks or the overall equity market. Growth stocks are generally more sensitive to market movements than other types of stocks primarily because their prices are based heavily on the future expectations of the economy and the stock's issuing company.
- **Index and Data Risk.** The Fund is not "actively" managed and seeks to track the price and yield performance, before fees and expenses, of the Index. The Index may not perform as intended. The Index provider has the right to make adjustments to the Index or to cease making the Index available without regard to the particular interests of the Fund or its shareholders. If the computers or other facilities of the Index provider, Index calculation agent, data providers and/or relevant stock exchange malfunction for any reason, calculation and dissemination of Index values may be delayed and trading in Fund shares may be suspended for a period of time. Errors in Index data, Index calculations and/or the construction of the Index may occur from time to time and



may not be identified and/or corrected by the Index provider, Index calculation agent or other applicable party for a period of time or at all, which may have an adverse impact on the Fund and its shareholders. The potential risk of continuing error may be particularly heightened in the case of the Index, which is generally not used as a benchmark by other funds or managers.

- **Information Technology Sector Risk.** The Fund currently invests a significant portion of its assets in the information technology sector, and therefore, the Fund's performance could be negatively impacted by events affecting this sector. The information technology sector includes, for example, internet, semiconductor, software, hardware, and technology equipment companies. This sector can be significantly affected by, among other things, the supply and demand for specific products and services, the pace of technological development, and government regulation.
- **Investment Style Risk.** The Fund invests in the securities included in, or representative of, the Index regardless of their investment merit. The Fund does not attempt to outperform the Index or take defensive positions in declining markets. As a result, the Fund's performance may be adversely affected by a general decline in the market segments relating to the Index.
- **Issuer-Specific Risk.** Issuer-specific events, including changes in the actual or perceived financial condition of an issuer, can have a negative impact on the value of the Fund.
- **Non-Correlation Risk.** As with all index funds, the performance of the Fund and its Index may differ from each other for a variety of reasons. For example, the Fund incurs operating expenses and portfolio transaction costs, while also managing cash flows and potential operational inefficiencies, not incurred by its Index. In addition, when markets are volatile, the ability to sell securities at fair value prices may be adversely impacted and may result in additional trading costs and/or increase the Index tracking risk. The Fund's use of sampling techniques may affect its ability to achieve close correlation with its Index.
- **Non-Diversification Risk.** The Fund is considered to be non-diversified, which means that it may invest more of its assets in the securities of a single issuer or a smaller number of issuers than if it were a diversified fund. To the extent the Fund invests a significant percentage of its assets in a limited number of issuers, the Fund is subject to the risks of investing in those few issuers, and may be more susceptible to a single adverse economic or regulatory occurrence. As a result, changes in the market value of a single security could cause greater fluctuations in the value of Fund shares than would occur in a diversified fund.
- **Small-Capitalization Investing Risk.** The Fund invests primarily in the securities of small-capitalization companies. As a result, the Fund may be more volatile than funds that invest in larger, more established companies. The securities of small-capitalization companies generally trade in lower volumes and are subject to greater and more unpredictable price changes than larger capitalization stocks or the stock market as a whole. Small-capitalization companies may be particularly sensitive to adverse economic developments as well as changes in interest rates, government regulation, borrowing costs and earnings.

## **Fund Performance**

The Fund commenced operations on January 28, 2021, and therefore does not have performance history for a full calendar year. Once the Fund has completed a full calendar year of operations, a bar chart and table will be included that will provide some indication of the risks of investing in the Fund by showing the variability of the Fund's return based on net assets and comparing the Fund's performance to a broad measure of market performance. Updated performance information for the Fund is available online on the Fund's website at [www.wisdomtree.com](http://www.wisdomtree.com).

## **Management**

### **Investment Adviser and Sub-Adviser**

WisdomTree Asset Management, Inc. ("WisdomTree Asset Management" or the "Adviser") serves as investment adviser to the Fund. Mellon Investments Corporation (the "Sub-Adviser") serves as sub-adviser to the Fund.

### **Portfolio Managers**

The Fund is managed by the Sub-Adviser's Equity Index Strategies Portfolio Management team. The individual members of the team jointly and primarily responsible for the day-to-day management of the Fund's portfolio are described below.

Marlene Walker-Smith, a Director, Head of Equity Index Portfolio Management, has been a portfolio manager of the Fund since its inception in January 2021.



David France, CFA, a Vice President, Senior Portfolio Manager and Team Manager, has been a portfolio manager of the Fund since June 2021.

Todd Frysinger, CFA, a Vice President, Senior Portfolio Manager and Team Manager, has been a portfolio manager of the Fund since June 2021.

Vlasta Sheremeta, CFA, a Vice President, Senior Portfolio Manager and Team Manager, has been a portfolio manager of the Fund since June 2021.

Michael Stoll, a Vice President, Senior Portfolio Manager and Team Manager, has been a portfolio manager of the Fund since June 2021.

### **Buying and Selling Fund Shares**

The Fund is an ETF. This means that individual shares of the Fund are listed on a national securities exchange, such as NASDAQ, and may only be purchased and sold in the secondary market through a broker-dealer at market prices. Because Fund shares trade at market prices rather than NAV, shares may trade at a price greater than NAV (premium) or less than NAV (discount). In addition, an investor may incur costs attributable to the difference between the highest price a buyer is willing to pay to purchase shares (bid) and the lowest price a seller is willing to accept for shares (ask) when buying and selling shares in the secondary market (the “bid/ask spread”). Recent information regarding the Fund, including its NAV, market price, premiums and discounts, and bid/ask spreads, is available on the Fund’s website at [www.wisdomtree.com](http://www.wisdomtree.com).

The Fund issues and redeems shares at NAV only in large blocks of shares (“Creation Units”), which only certain institutions or large investors (typically market makers or other broker-dealers) may purchase or redeem. The Fund issues and redeems Creation Units in exchange for a portfolio of securities and/or U.S. cash.

### **Tax Information**

The Fund intends to make distributions that may be taxed as ordinary income, qualified dividend income or capital gains.

### **Payments to Broker-Dealers and Other Financial Intermediaries**

If you purchase shares of the Fund through a broker-dealer or other financial intermediary (such as a bank) (an “Intermediary”), WisdomTree Asset Management or its affiliates may pay Intermediaries for certain activities related to the Fund, including participation in activities that are designed to make Intermediaries more knowledgeable about exchange traded products, including the Fund, or for other activities, such as marketing, educational training or other initiatives related to the sale or promotion of Fund shares. These payments may create a conflict of interest by influencing the Intermediary and your salesperson to recommend the Fund over another investment. Any such arrangements do not result in increased Fund expenses. Ask your salesperson or visit the Intermediary’s website for more information.

# WisdomTree Artificial Intelligence and Innovation Fund

## Investment Objective

The WisdomTree Artificial Intelligence and Innovation Fund (the “Fund”) seeks to track the price and yield performance, before fees and expenses, of the WisdomTree Artificial Intelligence & Innovation Index (the “Index”).

## Fees and Expenses of the Fund

The following table describes the fees and expenses you may pay if you buy, hold and sell shares of the Fund. You may pay other fees, such as brokerage commissions and other fees to financial intermediaries, which are not reflected in the table and example below. The fees are expressed as a percentage of the Fund’s average net assets.

<b>Shareholder Fees</b> (fees paid directly from your investment)	None
<b>Annual Fund Operating Expenses</b> (expenses that you pay each year as a percentage of the value of your investment)	
Management Fees	0.45%
Distribution and/or Service (12b-1) Fees	None
Other Expenses	0.00%
<b>Total Annual Fund Operating Expenses</b>	0.45%

## Example

The following example is intended to help retail investors compare the cost of investing in the Fund shares with the cost of investing in other funds. It illustrates the hypothetical expenses that such investors would incur over various periods if they were to invest \$10,000 in the Fund for the time periods indicated and then redeem all of the shares at the end of those periods. This example assumes that the Fund provides a return of 5% a year and that operating expenses remain the same. This example does not include the brokerage commissions that retail investors may pay to buy and sell shares of the Fund. Although your actual costs may be higher or lower, based on these assumptions, your costs would be:

	<b>1 Year</b>	<b>3 Years</b>	<b>5 Years</b>	<b>10 Years</b>
	\$ 46	\$ 144	\$ 252	\$ 567

## Portfolio Turnover

The Fund pays transaction costs, such as commissions, when it buys and sells securities (or “turns over” its portfolio). A higher portfolio turnover rate may indicate higher transaction costs and may result in higher taxes when Fund shares are held in a taxable account. These costs, which are not reflected in annual fund operating expenses or in the example, affect the Fund’s performance. During the most recent fiscal period, the Fund’s portfolio turnover rate was 11% of the average value of its portfolio, excluding the value of portfolio securities received or delivered as a result of in-kind creations or redemptions of the Fund’s capital shares.

## Principal Investment Strategies of the Fund

The Fund employs a “passive management” – or indexing – investment approach designed to track the performance of the Index. The Fund generally uses a representative sampling strategy to achieve its investment objective, meaning it generally will invest in a sample of the securities in the Index whose risk, return and other characteristics resemble the risk, return and other characteristics of the Index as a whole.

The Index is designed to provide exposure to equity securities of exchange-listed companies globally, including developed countries and emerging markets throughout the world, which are primarily involved in the investment theme of Artificial Intelligence and Innovation.

The Index constituents are determined by an Index committee that looks at companies focusing on artificial intelligence technology in the following categories: (i) software - companies that provide artificial intelligence software to enable artificial intelligence and machine learning capabilities to be applied in the client domain; (ii) semiconductors - companies that produce semiconductors or semiconductor equipment and technology; and (iii) other hardware - companies that produce or develop hardware and technology essential for artificial intelligence applications that are not classified as semiconductors (collectively, “Artificial Intelligence Activities”). Artificial intelligence refers to the application of computer systems or robotics to perform tasks that typically require human

intelligence, discernment and adaption, such as decision-making, reasoning, learning from past experiences, visual perception, and speech recognition. These Artificial Intelligence Activities are described in further detail in the “Additional Information About the Fund’s Investment Strategies” section of the Prospectus.

WisdomTree, Inc. (formerly, WisdomTree Investments, Inc.), the Fund’s Index provider (the “Index Provider”), defines companies in the theme of Innovation as those that introduce a new, creative, or different (*i.e.*, “innovative”) technologically enabled product or service in seeking to potentially change an industry landscape, as well as companies that service those Innovative technologies (collectively, “Innovative Activities”). The Index Provider identifies Innovation-related companies by reference to classifications made by independent firms, through public company filings and/or by identifying companies that derive a significant portion of their revenues from the manufacture, sale and/or service of Innovative products or services.

To be eligible for inclusion in the Index, a company must derive at least 50% of its revenue from (i) one or more of the three Artificial Intelligence Activities or (ii) Innovative Activities, as described above, as of the Index screening date. The Index Provider expects that 50% of the Index constituent weight will meet the definition of Artificial Intelligence Activities.

In addition to meeting the definition of either Artificial Intelligence Activities or Innovative Activities, to be eligible for inclusion in the Index, a company must also meet the following criteria as of the Index screening date: (i) have a market capitalization of at least \$100 million; and (ii) a median daily dollar trading volume of at least \$1 million for each of the preceding three months.

The Index is reconstituted and rebalanced on a semi-annual basis. As of September 30, 2022, companies in the information technology sector comprised a significant portion of the Index.

To the extent the Index concentrates (*i.e.*, holds 25% or more of its total assets) in the securities of a particular industry or group of industries, the Fund will concentrate its investments to approximately the same extent as the Index. The Index Provider expects that the Index, and consequently the Fund, will concentrate in securities of the following industries: Software & Services and Semiconductors & Semiconductor Equipment, although concentration levels may change from time to time.

### **Principal Risks of Investing in the Fund**

You can lose money on your investment in the Fund. The Fund is subject to the risks described below. The risks are generally presented in alphabetical order to facilitate finding particular risks when comparing them with other funds. Each risk summarized below is considered a “principal risk” of investing in the Fund, regardless of the order in which it appears. Some or all of these risks may adversely affect the Fund’s net asset value per share (“NAV”), trading price, yield, total return and/or ability to meet its objective. For more information about the risks of investing in the Fund, see the sections in the Fund’s Prospectus titled “Additional Principal Risk Information About the Funds” and “Additional Non-Principal Risk Information.”

- **Risk of Investing in Artificial Intelligence Activities.** Companies engaged in Artificial Intelligence Activities typically face intense competition and potentially rapid product obsolescence. These companies are also heavily dependent on intellectual property rights and may be adversely affected by loss or impairment of those rights. Companies engaged in Artificial Intelligence Activities typically invest significant amounts of spending on research and development, and there is no guarantee that the products or services produced by these companies will be successful. Companies that engage in Artificial Intelligence Activities may also face cyberattacks and increasing regulatory scrutiny. The customers and/or suppliers of companies engaged in Artificial Intelligence Activities may be concentrated in a particular country, region or industry, and any adverse event affecting one of these countries, regions or industries could have a negative impact on performance.
- **Innovation Risk.** Companies that are capitalizing on innovation and developing technologies to displace older technologies or create new markets may not be successful. The Fund may invest in a company that does not currently derive any revenue from innovation or developing technologies, and there is no assurance that a company will derive any revenue from innovation or developing technologies in the future.
- **Investment Risk.** As with all investments, an investment in the Fund is subject to loss, including the possible loss of the entire principal amount of an investment, over short or long periods of time.
- **Market Risk.** The trading prices of equity securities and other instruments fluctuate in response to a variety of factors, such as economic, financial or political events that impact the entire market, market segments, or specific issuers. The Fund’s NAV and market price may fluctuate significantly in response to these and other factors. As a result, an investor could lose money over short or long periods of time. In addition, the respiratory

illness COVID-19 has spread globally for over two years, resulting in a global pandemic and major disruption to economies and markets around the world. During this time, financial markets have experienced extreme volatility and severe losses, and trading in many instruments has been disrupted or suspended. Liquidity for many instruments has been greatly reduced for periods of time. Although many global economies have re-opened fully or decreased the number of public safety measures designed to mitigate virus transmission, some economies, including those of countries with limited access to effective COVID-19 vaccines, have struggled to control the spread of the virus and re-open their economies. As a result, it remains unclear how COVID-19 will impact global markets in the future.

- **Shares of the Fund May Trade at Prices Other Than NAV.** As with all exchange traded funds (“ETFs”), Fund shares may be bought and sold in the secondary market at market prices. The trading prices of the Fund’s shares in the secondary market generally differ from the Fund’s daily NAV and there may be times when the market price of the shares is more than the NAV (premium) or less than the NAV (discount). This risk is heightened in times of market volatility or periods of steep market declines. Because securities held by the Fund trade on, or have exposure to, foreign exchanges that are closed when the Fund’s primary listing exchange is open, the Fund is likely to experience premiums and discounts greater than those of domestic ETFs. Additionally, in stressed market conditions, the market for the Fund’s shares may become less liquid in response to deteriorating liquidity in the markets for the Fund’s underlying portfolio holdings.
- **Capital Controls and Sanctions Risk.** Economic conditions, such as volatile currency exchange rates and interest rates, political events, military action and other conditions may, without prior warning, lead to foreign government intervention (including intervention by the U.S. government with respect to foreign governments, economic sectors, foreign companies and related securities and interests) and the imposition of capital controls and/or sanctions, which may also include retaliatory actions of one government against another government, such as seizure of assets. Capital controls and/or sanctions include the prohibition of, or restrictions on, the ability to own or transfer currency, securities or other assets, which may potentially include derivative instruments related thereto. Capital controls and/or sanctions may also impact the ability of the Fund to buy, sell, transfer, receive, deliver or otherwise obtain exposure to, foreign securities or currency, negatively impact the value and/or liquidity of such instruments, adversely affect the trading market and price for shares of the Fund, and cause the Fund to decline in value.
- **Cash Redemption Risk.** The Fund generally redeems shares for cash or otherwise includes cash as part of its redemption proceeds. The Fund may be required to sell or unwind portfolio investments in order to obtain the cash needed to distribute redemption proceeds. This may cause the Fund to recognize a capital gain that it might not have recognized if it had made a redemption in-kind. As a result, the Fund may pay out higher annual capital gain distributions than if the in-kind redemption process was used.
- **Currency Exchange Rate Risk.** Changes in currency exchange rates and the relative value of non-U.S. currencies will affect the value of the Fund’s investment and the value of your Fund shares. Currency exchange rates can be very volatile and can change quickly and unpredictably. As a result, the value of an investment in the Fund may also change quickly, unpredictably, and without warning, and you may lose money.
- **Cybersecurity Risk.** The Fund and its service providers may be susceptible to operational and information security risks resulting from a breach in cybersecurity, including cyber-attacks. A breach in cybersecurity, intentional or unintentional, may adversely impact the Fund in many ways, including, but not limited to, disruption of the Fund’s operational capacity, loss of proprietary information, theft or corruption of data, denial-of-service attacks on websites or network resources, and the unauthorized release of confidential information. Cyber-attacks affecting the Fund’s third-party service providers, market makers, institutional investors authorized to purchase and redeem shares directly from the Fund (*i.e.*, Authorized Participants), or the issuers of securities in which the Fund invests may subject the Fund to many of the same risks associated with direct cybersecurity breaches.
- **Emerging Markets Risk.** Investments in securities and instruments traded in developing or emerging markets, or that provide exposure to such securities or markets, can involve additional risks relating to political, economic, or regulatory conditions not associated with investments in U.S. securities and instruments or investments in more developed international markets. Such conditions may impact the ability of the Fund to buy, sell or otherwise transfer securities, adversely affect the trading market and price for Fund shares and cause the Fund to decline in value.
- **Foreign Securities Risk.** Investments in non-U.S. securities involve political, regulatory, and economic risks that may not be present in U.S. securities. For example, investments in non-U.S. securities may be subject to risk of

loss due to foreign currency fluctuations, political or economic instability, or geographic events that adversely impact issuers of foreign securities. Investments in non-U.S. securities also may be subject to withholding or other taxes and may be subject to additional trading, settlement, custodial, and operational risks. These and other factors can make investments in the Fund more volatile and potentially less liquid than other types of investments and may be heightened in connection with investments in developing or emerging market countries.

- **Geographic Investment Risk.** To the extent the Fund invests a significant portion of its assets in securities of companies of a single country or region, it is more likely to be impacted by events or conditions affecting that country or region. Currently, the Fund invests a significant portion of its assets in companies organized in the United States, although this may change from time to time.
- **Geopolitical Risk.** Some countries and regions in which the Fund invests have experienced security concerns, war, threats of war, aggression and/or conflict, terrorism, economic uncertainty, sanctions or the threat of sanctions, natural and environmental disasters, the spread of infectious illness, widespread disease or other public health issues and/or systemic market dislocations (including due to events outside of such countries or regions) that have led, and in the future may lead, to increased short-term market volatility and may have adverse long-term effects on the U.S. and world economies and markets generally, each of which may negatively impact the Fund's investments.
- **Index and Data Risk.** The Fund is not "actively" managed and seeks to track the price and yield performance, before fees and expenses, of the Index. The Index may not perform as intended. The Index provider has the right to make adjustments to the Index or to cease making the Index available without regard to the particular interests of the Fund or its shareholders. If the computers or other facilities of the Index provider, Index calculation agent, data providers and/or relevant stock exchange malfunction for any reason, calculation and dissemination of Index values may be delayed and trading in Fund shares may be suspended for a period of time. Errors in Index data, Index calculations and/or the construction of the Index may occur from time to time and may not be identified and/or corrected by the Index provider, Index calculation agent or other applicable party for a period of time or at all, which may have an adverse impact on the Fund and its shareholders. The potential risk of continuing error may be particularly heightened in the case of the Index, which is generally not used as a benchmark by other funds or managers.
- **Information Technology Sector Risk.** The Fund currently invests a significant portion of its assets in the information technology sector, and therefore, the Fund's performance could be negatively impacted by events affecting this sector. The information technology sector includes, for example, internet, semiconductor, software, hardware, and technology equipment companies. This sector can be significantly affected by, among other things, the supply and demand for specific products and services, the pace of technological development, and government regulation.
- **Investment Style Risk.** The Fund invests in the securities included in, or representative of, the Index regardless of their investment merit. The Fund does not attempt to outperform the Index or take defensive positions in declining markets. As a result, the Fund's performance may be adversely affected by a general decline in the market segments relating to the Index.
- **Issuer-Specific Risk.** Issuer-specific events, including changes in the actual or perceived financial condition of an issuer, can have a negative impact on the value of the Fund.
- **Large-Capitalization Investing Risk.** The Fund invests in the securities of large-capitalization companies. As a result, the Fund's performance may be adversely affected if securities of these companies underperform securities of smaller capitalization companies or the market as a whole. Large-capitalization companies may adapt more slowly to new competitive challenges and be subject to slower growth during times of economic expansion.
- **Non-Correlation Risk.** As with all index funds, the performance of the Fund and its Index may differ from each other for a variety of reasons. For example, the Fund incurs operating expenses and portfolio transaction costs, while also managing cash flows and potential operational inefficiencies, not incurred by its Index. In addition, when markets are volatile, the ability to sell securities at fair value prices may be adversely impacted and may result in additional trading costs and/or increase the Index tracking risk. The Fund's use of sampling techniques may affect its ability to achieve close correlation with its Index.
- **Non-Diversification Risk.** The Fund is considered to be non-diversified, which means that it may invest more of its assets in the securities of a single issuer or a smaller number of issuers than if it were a diversified fund. To the



extent the Fund invests a significant percentage of its assets in a limited number of issuers, the Fund is subject to the risks of investing in those few issuers, and may be more susceptible to a single adverse economic or regulatory occurrence. As a result, changes in the market value of a single security could cause greater fluctuations in the value of Fund shares than would occur in a diversified fund.

### **Fund Performance**

The Fund commenced operations on December 9, 2021, and therefore does not have performance history for a full calendar year. Once the Fund has completed a full calendar year of operations, a bar chart and table will be included that will provide some indication of the risks of investing in the Fund by showing the variability of the Fund's return based on net assets and comparing the Fund's performance to a broad measure of market performance. Updated performance information for the Fund is available online on the Fund's website at [www.wisdomtree.com](http://www.wisdomtree.com).

### **Management**

#### **Investment Adviser and Sub-Adviser**

WisdomTree Asset Management, Inc. ("WisdomTree Asset Management" or the "Adviser") serves as investment adviser to the Fund. Mellon Investments Corporation (the "Sub-Adviser") serves as sub-adviser to the Fund.

#### **Portfolio Managers**

The Fund is managed by the Sub-Adviser's Equity Index Strategies Portfolio Management team. The individual members of the team jointly and primarily responsible for the day-to-day management of the Fund's portfolio are described below.

Marlene Walker-Smith, a Director, Head of Equity Index Portfolio Management, has been a portfolio manager of the Fund since its inception in December 2021.

David France, CFA, a Vice President, Senior Portfolio Manager and Team Manager, has been a portfolio manager of the Fund since its inception in December 2021.

Todd Frysinger, CFA, a Vice President, Senior Portfolio Manager and Team Manager, has been a portfolio manager of the Fund since its inception in December 2021.

Vlasta Sheremeta, CFA, a Vice President, Senior Portfolio Manager and Team Manager, has been a portfolio manager of the Fund since its inception in December 2021.

Michael Stoll, a Vice President, Senior Portfolio Manager and Team Manager, has been a portfolio manager of the Fund since its inception in December 2021.

#### **Buying and Selling Fund Shares**

The Fund is an ETF. This means that individual shares of the Fund are listed on a national securities exchange, such as Cboe BZX Exchange, Inc., and may only be purchased and sold in the secondary market through a broker-dealer at market prices. Because Fund shares trade at market prices rather than NAV, shares may trade at a price greater than NAV (premium) or less than NAV (discount). In addition, an investor may incur costs attributable to the difference between the highest price a buyer is willing to pay to purchase shares (bid) and the lowest price a seller is willing to accept for shares (ask) when buying and selling shares in the secondary market (the "bid/ask spread"). Recent information regarding the Fund, including its NAV, market price, premiums and discounts, and bid/ask spreads, is available on the Fund's website at [www.wisdomtree.com](http://www.wisdomtree.com).

The Fund issues and redeems shares at NAV only in large blocks of shares ("Creation Units"), which only certain institutions or large investors (typically market makers or other broker-dealers) may purchase or redeem. The Fund issues and redeems Creation Units in exchange for a portfolio of securities and/or U.S. cash.

#### **Tax Information**

The Fund intends to make distributions that may be taxed as ordinary income, qualified dividend income or capital gains.

#### **Payments to Broker-Dealers and Other Financial Intermediaries**

If you purchase shares of the Fund through a broker-dealer or other financial intermediary (such as a bank) (an "Intermediary"), WisdomTree Asset Management or its affiliates may pay Intermediaries for certain activities related to the Fund, including participation in activities that are designed to make Intermediaries more knowledgeable



about exchange traded products, including the Fund, or for other activities, such as marketing, educational training or other initiatives related to the sale or promotion of Fund shares. These payments may create a conflict of interest by influencing the Intermediary and your salesperson to recommend the Fund over another investment. Any such arrangements do not result in increased Fund expenses. Ask your salesperson or visit the Intermediary's website for more information.

# WisdomTree Battery Value Chain and Innovation Fund

## Investment Objective

The WisdomTree Battery Value Chain and Innovation Fund (the “Fund”) seeks to track the price and yield performance, before fees and expenses, of the WisdomTree Battery Value Chain and Innovation Index (the “Index”).

## Fees and Expenses of the Fund

The following table describes the fees and expenses you may pay if you buy, hold and sell shares of the Fund. You may pay other fees, such as brokerage commissions and other fees to financial intermediaries, which are not reflected in the table and example below. The fees are expressed as a percentage of the Fund’s average net assets.

<b>Shareholder Fees</b> (fees paid directly from your investment)	None
<b>Annual Fund Operating Expenses</b> (expenses that you pay each year as a percentage of the value of your investment)	
Management Fees	0.45%
Distribution and/or Service (12b-1) Fees	None
Other Expenses	0.00%
<b>Total Annual Fund Operating Expenses</b>	0.45%

## Example

The following example is intended to help retail investors compare the cost of investing in the Fund shares with the cost of investing in other funds. It illustrates the hypothetical expenses that such investors would incur over various periods if they were to invest \$10,000 in the Fund for the time periods indicated and then redeem all of the shares at the end of those periods. This example assumes that the Fund provides a return of 5% a year and that operating expenses remain the same. This example does not include the brokerage commissions that retail investors may pay to buy and sell shares of the Fund. Although your actual costs may be higher or lower, based on these assumptions, your costs would be:

	<b>1 Year</b>	<b>3 Years</b>	<b>5 Years</b>	<b>10 Years</b>
	\$ 46	\$ 144	\$ 252	\$ 567

## Portfolio Turnover

The Fund pays transaction costs, such as commissions, when it buys and sells securities (or “turns over” its portfolio). A higher portfolio turnover rate may indicate higher transaction costs and may result in higher taxes when Fund shares are held in a taxable account. These costs, which are not reflected in annual fund operating expenses or in the example, affect the Fund’s performance. During the most recent fiscal period, the Fund’s portfolio turnover rate was 48% of the average value of its portfolio, excluding the value of portfolio securities received or delivered as a result of in-kind creations or redemptions of the Fund’s capital shares.

## Principal Investment Strategies of the Fund

The Fund employs a “passive management” – or indexing – investment approach designed to track the performance of the Index. The Index is designed to provide exposure to equity securities of exchange-listed companies globally, which are primarily involved in the investment themes of Battery and Energy Storage Solutions (“BESS”) and Innovation.

The Index provider defines companies in the value chain of BESS into four categories: (i) Raw Materials - companies that focus on raw battery materials mining or extracting or processing chemicals related to electrochemical storage; (ii) Manufacturing - companies that process battery materials or otherwise develop, build or manufacture battery cells, packs and/or components; (iii) Enablers - companies that develop the battery building block components or provide complementary products or technologies, including raw materials recycling, grid and installation products or services, charging infrastructure, electric vehicles and consumer electronics and devices; or (iv) Emerging Technologies - companies that use new battery storage technologies or develop new applications related to batteries or energy storage (collectively, “Battery Value Chain Activities”).

The Index provider defines companies in the theme of Innovation as those that introduce a new, creative, or different (*i.e.*, “innovative”) technologically enabled product or service in seeking to potentially change an industry

landscape, as well as companies that service those Innovative technologies. The Index provider identifies Innovation-related companies by reference to classifications made by independent firms, through public company filings and/or by identifying companies that derive a significant portion of their revenues from the manufacture, sale and/or service of Innovative products or services.

To be eligible for inclusion in the Index, a company must derive at least 50% of its revenue from one or more of the Battery Value Chain Activities or Innovation as defined above as of the Index screening date. The Index provider expects that at least 50% of the Index constituent weight will meet the definition of Battery Value Chain Activities.

In addition to meeting the definition of either Battery Value Chain Activities or Innovation, to be eligible for inclusion in the Index, a company must also meet the following criteria as of the Index screening date: (i) have a market capitalization of at least \$250 million; and (ii) a median daily dollar trading volume of at least \$1 million for each of the preceding three months.

The Index is reconstituted and rebalanced semi-annually. As of September 30, 2022, companies in the industrials and materials sectors comprised a significant portion of the Index.

To the extent the Index concentrates (*i.e.*, holds 25% or more of its total assets) in the securities of a particular industry or group of industries, the Fund will concentrate its investments to approximately the same extent as the Index.

### **Principal Risks of Investing in the Fund**

You can lose money on your investment in the Fund. The Fund is subject to the risks described below. The risks are generally presented in alphabetical order to facilitate finding particular risks when comparing them with other funds. Each risk summarized below is considered a “principal risk” of investing in the Fund, regardless of the order in which it appears. Some or all of these risks may adversely affect the Fund’s net asset value per share (“NAV”), trading price, yield, total return and/or ability to meet its objective. For more information about the risks of investing in the Fund, see the sections in the Fund’s Prospectus titled “Additional Principal Risk Information About the Funds” and “Additional Non-Principal Risk Information.”

- **Battery Value Chain Activities Risk.** Battery and energy storage solutions (“BESS”) companies include companies that capture electrical energy in chemical forms. BESS companies rely heavily on battery technology and are particularly vulnerable to market or economic factors such as rapid changes in traditional and alternative sources of energy, developments in battery and alternative energy technology, rapid obsolescence of products and services, raw material prices, the loss of patent, copyright and trademark protections, government regulation, subsidies and competition, both domestically and internationally, including competition from foreign competitors with lower production costs. Battery value chain company stocks have experienced extreme price and volume fluctuations in the past that have often been unrelated to their operating performance. Battery value chain companies may be susceptible to fluctuations in the underlying commodities market. Additionally, energy storage solutions companies may be subject to the risks associated with the production, handling and disposal of hazardous components, and litigation arising out of environmental contamination. As a result of these risks, the Fund’s investments can be adversely affected and you may lose money on your investment in the Fund.
- **Innovation Risk.** Companies that are capitalizing on innovation and developing technologies to displace older technologies or create new markets may not be successful. The Fund may invest in a company that does not currently derive any revenue from innovation or developing technologies, and there is no assurance that a company will derive any revenue from innovation or developing technologies in the future.
- **Investment Risk.** As with all investments, an investment in the Fund is subject to loss, including the possible loss of the entire principal amount of an investment, over short or long periods of time.
- **Market Risk.** The trading prices of equity securities and other instruments fluctuate in response to a variety of factors, such as economic, financial or political events that impact the entire market, market segments, or specific issuers. The Fund’s NAV and market price may fluctuate significantly in response to these and other factors. As a result, an investor could lose money over short or long periods of time. In addition, the respiratory illness COVID-19 has spread globally for over two years, resulting in a global pandemic and major disruption to economies and markets around the world. During this time, financial markets have experienced extreme volatility and severe losses, and trading in many instruments has been disrupted or suspended. Liquidity for many instruments has been greatly reduced for periods of time. Although many global economies have re-opened fully or decreased the number of public safety measures designed to mitigate virus transmission, some

economies, including those of countries with limited access to effective COVID-19 vaccines, have struggled to control the spread of the virus and re-open their economies. As a result, it remains unclear how COVID-19 will impact global markets in the future.

- **Shares of the Fund May Trade at Prices Other Than NAV.** As with all exchange traded funds (“ETFs”), Fund shares may be bought and sold in the secondary market at market prices. The trading prices of the Fund’s shares in the secondary market generally differ from the Fund’s daily NAV and there may be times when the market price of the shares is more than the NAV (premium) or less than the NAV (discount). This risk is heightened in times of market volatility or periods of steep market declines. Because securities held by the Fund trade on, or have exposure to, foreign exchanges that are closed when the Fund’s primary listing exchange is open, the Fund is likely to experience premiums and discounts greater than those of domestic ETFs. Additionally, in stressed market conditions, the market for the Fund’s shares may become less liquid in response to deteriorating liquidity in the markets for the Fund’s underlying portfolio holdings.
- **Cash Redemption Risk.** The Fund generally redeems shares for cash or otherwise includes cash as part of its redemption proceeds. The Fund may be required to sell or unwind portfolio investments in order to obtain the cash needed to distribute redemption proceeds. This may cause the Fund to recognize a capital gain that it might not have recognized if it had made a redemption in-kind. As a result, the Fund may pay out higher annual capital gain distributions than if the in-kind redemption process was used.
- **Cybersecurity Risk.** The Fund and its service providers may be susceptible to operational and information security risks resulting from a breach in cybersecurity, including cyber-attacks. A breach in cybersecurity, intentional or unintentional, may adversely impact the Fund in many ways, including, but not limited to, disruption of the Fund’s operational capacity, loss of proprietary information, theft or corruption of data, denial-of-service attacks on websites or network resources, and the unauthorized release of confidential information. Cyber-attacks affecting the Fund’s third-party service providers, market makers, institutional investors authorized to purchase and redeem shares directly from the Fund (*i.e.*, Authorized Participants), or the issuers of securities in which the Fund invests may subject the Fund to many of the same risks associated with direct cybersecurity breaches.
- **Emerging Markets Risk.** Investments in securities and instruments traded in developing or emerging markets, or that provide exposure to such securities or markets, can involve additional risks relating to political, economic, or regulatory conditions not associated with investments in U.S. securities and instruments or investments in more developed international markets. Such conditions may impact the ability of the Fund to buy, sell or otherwise transfer securities, adversely affect the trading market and price for Fund shares and cause the Fund to decline in value.
- **Foreign Securities Risk.** Investments in non-U.S. securities involve political, regulatory, and economic risks that may not be present in U.S. securities. For example, investments in non-U.S. securities may be subject to risk of loss due to foreign currency fluctuations, political or economic instability, or geographic events that adversely impact issuers of foreign securities. Investments in non-U.S. securities also may be subject to withholding or other taxes and may be subject to additional trading, settlement, custodial, and operational risks. These and other factors can make investments in the Fund more volatile and potentially less liquid than other types of investments and may be heightened in connection with investments in developing or emerging market countries.
- **Geographic Investment Risk.** To the extent the Fund invests a significant portion of its assets in securities of companies of a single country or region, it is more likely to be impacted by events or conditions affecting that country or region. Currently, the Fund invests a significant portion of its assets in companies organized in China and Japan, although this may change from time to time.
- **Geopolitical Risk.** Some countries and regions in which the Fund invests have experienced security concerns, war, threats of war, aggression and/or conflict, terrorism, economic uncertainty, sanctions or the threat of sanctions, natural and environmental disasters, the spread of infectious illness, widespread disease or other public health issues and/or systemic market dislocations (including due to events outside of such countries or regions) that have led, and in the future may lead, to increased short-term market volatility and may have adverse long-term effects on the U.S. and world economies and markets generally, each of which may negatively impact the Fund’s investments.
- **Index and Data Risk.** The Fund is not “actively” managed and seeks to track the price and yield performance, before fees and expenses, of the Index. The Index may not perform as intended. The Index provider has the

right to make adjustments to the Index or to cease making the Index available without regard to the particular interests of the Fund or its shareholders. If the computers or other facilities of the Index provider, Index calculation agent, data providers and/or relevant stock exchange malfunction for any reason, calculation and dissemination of Index values may be delayed and trading in Fund shares may be suspended for a period of time. Errors in Index data, Index calculations and/or the construction of the Index may occur from time to time and may not be identified and/or corrected by the Index provider, Index calculation agent or other applicable party for a period of time or at all, which may have an adverse impact on the Fund and its shareholders. The potential risk of continuing error may be particularly heightened in the case of the Index, which is generally not used as a benchmark by other funds or managers.

- **Industrials Sector Risk.** The Fund currently invests a significant portion of its assets in the industrials sector, and therefore, the Fund's performance could be negatively impacted by events affecting this sector. The industrials sector includes, for example, aerospace and defense, non-residential construction, engineering, machinery, transportation, and commercial and professional services companies. This sector can be significantly affected by, among other things, business cycle fluctuations, worldwide economy growth, international political and economic developments, exchange rates, commodity prices, environmental issues, government and corporate spending, supply and demand for specific products and manufacturing, and government regulation.
- **Investment Style Risk.** The Fund invests in the securities included in, or representative of, the Index regardless of their investment merit. The Fund does not attempt to outperform the Index or take defensive positions in declining markets. As a result, the Fund's performance may be adversely affected by a general decline in the market segments relating to the Index.
- **Issuer-Specific Risk.** Issuer-specific events, including changes in the actual or perceived financial condition of an issuer, can have a negative impact on the value of the Fund.
- **Large-Capitalization Investing Risk.** The Fund may invest in the securities of large-capitalization companies. As a result, the Fund's performance may be adversely affected if securities of these companies underperform securities of smaller capitalization companies or the market as a whole. Large-capitalization companies may adapt more slowly to new competitive challenges and be subject to slower growth during times of economic expansion.
- **Materials Sector Risk.** The Fund currently invests a significant portion of its assets in the basic materials sector. This sector includes, for example, metals and mining, chemicals and forest product companies. This sector can be significantly affected by, among other things, commodity price volatility, demand for basic materials, world economic growth, depletion of natural resources, technological progress, and government regulations.
- **Mid-Capitalization Investing Risk.** The Fund may invest in the securities of mid-capitalization companies. As a result, the Fund's performance may be adversely affected if securities of these companies underperform securities of other capitalization ranges or the market as a whole. Securities of mid-capitalization companies are often less stable and more vulnerable to market volatility and adverse economic developments than securities of larger companies, but mid-capitalization companies may also underperform the securities of small-capitalization companies because medium capitalization companies are more mature and are subject to slower growth during economic expansion.
- **Non-Correlation Risk.** As with all index funds, the performance of the Fund and its Index may differ from each other for a variety of reasons. For example, the Fund incurs operating expenses and portfolio transaction costs, while also managing cash flows and potential operational inefficiencies, not incurred by its Index. In addition, when markets are volatile, the ability to sell securities at fair value prices may be adversely impacted and may result in additional trading costs and/or increase the Index tracking risk. The Fund's use of sampling techniques may affect its ability to achieve close correlation with its Index.
- **Non-Diversification Risk.** The Fund is considered to be non-diversified, which means that it may invest more of its assets in the securities of a single issuer or a smaller number of issuers than if it were a diversified fund. To the extent the Fund invests a significant percentage of its assets in a limited number of issuers, the Fund is subject to the risks of investing in those few issuers, and may be more susceptible to a single adverse economic or regulatory occurrence. As a result, changes in the market value of a single security could cause greater fluctuations in the value of Fund shares than would occur in a diversified fund.
- **Small-Capitalization Investing Risk.** The Fund may invest a relatively large percentage of its assets in the securities of small-capitalization companies. As a result, the Fund may be more volatile than funds that invest in larger, more established companies. The securities of small-capitalization companies generally trade in lower

volumes and are subject to greater and more unpredictable price changes than larger capitalization stocks or the stock market as a whole. Small-capitalization companies may be particularly sensitive to adverse economic developments as well as changes in interest rates, government regulation, borrowing costs and earnings.

### **Fund Performance**

The Fund commenced operations on February 17, 2022, and therefore does not have performance history for a full calendar year. Once the Fund has completed a full calendar year of operations, a bar chart and table will be included that will provide some indication of the risks of investing in the Fund by showing the variability of the Fund's return based on net assets and comparing the Fund's performance to a broad measure of market performance. Updated performance information for the Fund is available online on the Fund's website at [www.wisdomtree.com](http://www.wisdomtree.com).

### **Management**

#### **Investment Adviser and Sub-Adviser**

WisdomTree Asset Management, Inc. ("WisdomTree Asset Management" or the "Adviser") serves as investment adviser to the Fund. Mellon Investments Corporation (the "Sub-Adviser") serves as sub-adviser to the Fund.

#### **Portfolio Managers**

The Fund is managed by the Sub-Adviser's Equity Index Strategies Portfolio Management team. The individual members of the team jointly and primarily responsible for the day-to-day management of the Fund's portfolio are described below.

Marlene Walker-Smith, a Director, Head of Equity Index Portfolio Management, has been a portfolio manager of the Fund since its inception in February 2022.

David France, CFA, a Vice President, Senior Portfolio Manager and Team Manager, has been a portfolio manager of the Fund since its inception in February 2022.

Todd Frysinger, CFA, a Vice President, Senior Portfolio Manager and Team Manager, has been a portfolio manager of the Fund since its inception in February 2022.

Vlasta Sheremeta, CFA, a Vice President, Senior Portfolio Manager and Team Manager, has been a portfolio manager of the Fund since its inception in February 2022.

Michael Stoll, a Vice President, Senior Portfolio Manager and Team Manager, has been a portfolio manager of the Fund since its inception in February 2022.

#### **Buying and Selling Fund Shares**

The Fund is an ETF. This means that individual shares of the Fund are listed on a national securities exchange, such as Cboe BZX Exchange, Inc., and may only be purchased and sold in the secondary market through a broker-dealer at market prices. Because Fund shares trade at market prices rather than NAV, shares may trade at a price greater than NAV (premium) or less than NAV (discount). In addition, an investor may incur costs attributable to the difference between the highest price a buyer is willing to pay to purchase shares (bid) and the lowest price a seller is willing to accept for shares (ask) when buying and selling shares in the secondary market (the "bid/ask spread"). Recent information regarding the Fund, including its NAV, market price, premiums and discounts, and bid/ask spreads, is available on the Fund's website at [www.wisdomtree.com](http://www.wisdomtree.com).

The Fund issues and redeems shares at NAV only in large blocks of shares ("Creation Units"), which only certain institutions or large investors (typically market makers or other broker-dealers) may purchase or redeem. The Fund issues and redeems Creation Units in exchange for a portfolio of securities and/or U.S. cash.

#### **Tax Information**

The Fund intends to make distributions that may be taxed as ordinary income, qualified dividend income or capital gains.

#### **Payments to Broker-Dealers and Other Financial Intermediaries**

If you purchase shares of the Fund through a broker-dealer or other financial intermediary (such as a bank) (an "Intermediary"), WisdomTree Asset Management or its affiliates may pay Intermediaries for certain activities related to the Fund, including participation in activities that are designed to make Intermediaries more knowledgeable about exchange traded products, including the Fund, or for other activities, such as marketing, educational



training or other initiatives related to the sale or promotion of Fund shares. These payments may create a conflict of interest by influencing the Intermediary and your salesperson to recommend the Fund over another investment. Any such arrangements do not result in increased Fund expenses. Ask your salesperson or visit the Intermediary's website for more information.

# WisdomTree International ESG Fund

## Investment Objective

The WisdomTree International ESG Fund (the “Fund”) seeks capital appreciation.

## Fees and Expenses of the Fund

The following table describes the fees and expenses you may pay if you buy, hold and sell shares of the Fund. You may pay other fees, such as brokerage commissions and other fees to financial intermediaries, which are not reflected in the table and example below. The fees are expressed as a percentage of the Fund’s average net assets.

<b>Shareholder Fees</b> (fees paid directly from your investment)	None
<b>Annual Fund Operating Expenses</b> (expenses that you pay each year as a percentage of the value of your investment)	
Management Fees	0.30%
Distribution and/or Service (12b-1) Fees	None
Other Expenses	0.00%
<b>Total Annual Fund Operating Expenses</b>	0.30%

## Example

The following example is intended to help retail investors compare the cost of investing in the Fund shares with the cost of investing in other funds. It illustrates the hypothetical expenses that such investors would incur over various periods if they were to invest \$10,000 in the Fund for the time periods indicated and then redeem all of the shares at the end of those periods. This example assumes that the Fund provides a return of 5% a year and that operating expenses remain the same. This example does not include the brokerage commissions that retail investors may pay to buy and sell shares of the Fund. Although your actual costs may be higher or lower, based on these assumptions, your costs would be:

	<b>1 Year</b>	<b>3 Years</b>	<b>5 Years</b>	<b>10 Years</b>
	\$ 31	\$ 97	\$ 169	\$ 381

## Portfolio Turnover

The Fund pays transaction costs, such as commissions, when it buys and sells securities (or “turns over” its portfolio). A higher portfolio turnover rate may indicate higher transaction costs and may result in higher taxes when Fund shares are held in a taxable account. These costs, which are not reflected in annual fund operating expenses or in the example, affect the Fund’s performance. During the most recent fiscal year, the Fund’s portfolio turnover rate was 87% of the average value of its portfolio, excluding the value of portfolio securities received or delivered as a result of in-kind creations or redemptions of the Fund’s capital shares.

## Principal Investment Strategies of the Fund

The Fund is actively managed using a model-based approach, and seeks to achieve its investment objective by investing primarily in equity securities of companies that exhibit the highest potential for returns based on proprietary measures of fundamental factors (*e.g.*, value and quality) and technical factors (*e.g.*, momentum and correlation), as well as favorable environmental, social, and governance (“ESG”) characteristics. The Fund invests primarily in equity securities of companies in developed markets excluding the United States and Canada. WisdomTree Asset Management, Inc., the Fund’s investment adviser (“WisdomTree Asset Management” or the “Adviser”), primarily uses a proprietary multi-factor model to select the Fund’s investments.

The Adviser has designed the model to apply multiple factors to refine the initial universe of broad market equity securities. The model’s factors are constructed using a variety of data, including ESG-related data provided by Morningstar Sustainalytics (“Sustainalytics”) and OWL ESG, each of which is a third-party ESG data and research firm. In addition to identifying companies with strong fundamental and technical factors through the use of traditional financial data, the model seeks to identify companies with the most favorable ESG characteristics using ESG data provided by Sustainalytics and ESG Consensus Scores developed and administered by OWL ESG. A company’s ESG Consensus Score reflects a consensus view, comprised of more than 500 sources, of the importance of certain ESG metrics determined to be key to that company’s industry.

The model applies ESG investment screens based on Sustainalytics' data, which identifies publicly-listed companies involved in a range of product areas, including products that affect the environment, energy, health, and military and values-based products, and provides detail regarding the nature and level of each such company's involvement in the relevant product area, to the initial universe of equity securities. The ESG investment screens exclude securities of companies identified by Sustainalytics as engaged in certain business activities, at the time of investment by the Fund or at the time of the Fund's quarterly rebalances, such as those involving tobacco, small arms, controversial weapons, and Arctic Oil Gas, Oil Sands or Thermal Coal (collectively, "fossil fuel-related activities"). The ESG investment screens also take into consideration Sustainalytics' Global Standards Screening ("GSS") data to exclude companies that cause, contribute or are linked to violations of international norms and standards. The GSS data assesses companies' impact on stakeholders and activities with respect to the following international norms and standards: the United Nations Global Compact Principles related to human rights, labor, the environment and corruption, International Labor Organization's Conventions, OECD Guidelines for Multinational Enterprises, and the UN Guiding Principles on Business and Human Rights. To further complement the exclusion of fossil fuel-related activities based on Sustainalytics' data, the model also excludes the securities of companies assigned to the Energy Sector as defined by the Standard & Poor's Global Industry Classification Standard ("S&P GICS®"). The model recommends those remaining companies that exhibit the highest combined ESG Consensus Score and fundamental and technical factors, which are then weighted on a modified market-capitalization basis.

The Fund's portfolio will be rebalanced quarterly to implement the results of the model and modified market-capitalization weighting. As a result, between quarterly rebalances, the Fund's portfolio may temporarily include securities of companies that no longer meet the Fund's model investment criteria described above. For example, if a company meets the Fund's investment criteria at the time of investment but subsequently is involved in a controversial product or activity, the Fund generally will continue to hold the securities of that company until the next quarterly rebalance of its portfolio. In addition, the data provided to the Fund by third-party ESG data and research firms, currently, Sustainalytics and OWL ESG, and the methodologies and criteria used by those firms to produce such data are continuously evolving and subject to ongoing refinement. It, therefore, is possible that the Fund may invest in securities of companies that are later determined to be inconsistent with the Fund's model investment criteria not because the company's activities or products have changed as in the prior example, but because relevant information about that company was not known or was inaccurate at the time of investment or because the third-party ESG data and research firm now considers additional information that causes the company to no longer meet the investment criteria.

As of September 30, 2022, companies in the financials, health care, consumer staples, and industrials sectors comprised a significant portion of the Fund.

### **Principal Risks of Investing in the Fund**

You can lose money on your investment in the Fund. The Fund is subject to the risks described below. The risks are generally presented in alphabetical order to facilitate finding particular risks when comparing them with other funds. Each risk summarized below is considered a "principal risk" of investing in the Fund, regardless of the order in which it appears. Some or all of these risks may adversely affect the Fund's net asset value per share ("NAV"), trading price, yield, total return and/or ability to meet its objective. For more information about the risks of investing in the Fund, see the sections in the Fund's Prospectus titled "Additional Principal Risk Information About the Funds" and "Additional Non-Principal Risk Information."

- **ESG Data Risk.** Currently, there is not a universally accepted ESG standard or standardized practices for generating ESG data and ratings. As a result, the factors and criteria considered when generating ESG data and the results of such ESG research generally will differ across ESG data providers. The evaluation of ESG factors is often subjective and the third-party ESG data providers used by the Fund, currently, Sustainalytics and OWL ESG, may not identify or evaluate every relevant ESG factor with respect to every investment. As a result, the Fund may invest in companies that do not reflect the beliefs or values of a particular investor and may not be deemed to exhibit favorable ESG characteristics if different metrics or ESG rating agencies were used to evaluate them. Moreover, because ESG considerations are still an emerging area of investment focus, ESG information and metrics can be difficult to obtain or not able to be obtained. The evaluation of ESG factors and implementation of ESG-related investment restrictions (*e.g.*, screens) rely on the availability of timely, complete, and accurate ESG data reported by issuers and/or third-party research providers. The successful implementation of the Fund's strategy is therefore dependent in large part on the ESG factors considered and research methodologies employed by its third-party ESG data providers, as well as the timely availability of accurate information. The Adviser carefully selects its third-party ESG data providers, but due to the specialized resources

necessary to obtain ESG-related information underlying or related to the ESG data provided by third-party ESG research firms, the Adviser does not undertake to, and does not, independently test or verify the factors used or data provided by such firms, including Sustainalytics and OWL ESG.

- **ESG Investing Risk.** The Fund's ESG investment strategy limits the types and number of investment opportunities available to the Fund and, as a result, the Fund may underperform other funds that do not have an ESG focus. The Fund's ESG investment strategy may result in the Fund investing in securities, industries or sectors that underperform the market as a whole or underperform other funds screened for ESG criteria. In addition, companies selected for inclusion in the Fund may not exhibit positive or favorable ESG characteristics at all times and may shift into and out of favor depending on market and economic conditions.
- **Foreign Securities Risk.** Investments in non-U.S. securities involve political, regulatory, and economic risks that may not be present in U.S. securities. For example, investments in non-U.S. securities may be subject to risk of loss due to foreign currency fluctuations, political or economic instability, or geographic events that adversely impact issuers of foreign securities. Investments in non-U.S. securities also may be subject to withholding or other taxes and may be subject to additional trading, settlement, custodial, and operational risks. These and other factors can make investments in the Fund more volatile and potentially less liquid than other types of investments.
- **Investment Risk.** As with all investments, an investment in the Fund is subject to loss, including the possible loss of the entire principal amount of an investment, over short or long periods of time.
- **Market Risk.** The trading prices of equity securities and other instruments fluctuate in response to a variety of factors, such as economic, financial or political events that impact the entire market, market segments, or specific issuers. The Fund's NAV and market price may fluctuate significantly in response to these and other factors. As a result, an investor could lose money over short or long periods of time. In addition, the respiratory illness COVID-19 has spread globally for over two years, resulting in a global pandemic and major disruption to economies and markets around the world. During this time, financial markets have experienced extreme volatility and severe losses, and trading in many instruments has been disrupted or suspended. Liquidity for many instruments has been greatly reduced for periods of time. Although many global economies have re-opened fully or decreased the number of public safety measures designed to mitigate virus transmission, some economies, including those of countries with limited access to effective COVID-19 vaccines, have struggled to control the spread of the virus and re-open their economies. As a result, it remains unclear how COVID-19 will impact global markets in the future.
- **Shares of the Fund May Trade at Prices Other Than NAV.** As with all exchange traded funds ("ETFs"), Fund shares may be bought and sold in the secondary market at market prices. The trading prices of the Fund's shares in the secondary market generally differ from the Fund's daily NAV and there may be times when the market price of the shares is more than the NAV (premium) or less than the NAV (discount). This risk is heightened in times of market volatility or periods of steep market declines. Because securities held by the Fund trade on, or have exposure to, foreign exchanges that are closed when the Fund's primary listing exchange is open, the Fund is likely to experience premiums and discounts greater than those of domestic ETFs. Additionally, in stressed market conditions, the market for the Fund's shares may become less liquid in response to deteriorating liquidity in the markets for the Fund's underlying portfolio holdings.
- **Active Management Risk.** The Fund is actively managed using proprietary investment strategies and processes. There can be no guarantee that these strategies and processes will be successful or that the Fund will achieve its investment objective.
- **Consumer Staples Sector Risk.** The Fund currently invests a significant portion of its assets in the consumer staples sector, and therefore, the Fund's performance could be negatively impacted by events affecting this sector. The consumer staples sector includes, for example, food and drug retail and companies whose primary lines of business are food, beverage and other household items, including agricultural products. This sector can be significantly affected by, among other things, changes in price and availability of underlying commodities, rising energy prices and global and economic conditions.
- **Currency Exchange Rate Risk.** Changes in currency exchange rates and the relative value of non-U.S. currencies will affect the value of the Fund's investment and the value of your Fund shares. Currency exchange rates can be very volatile and can change quickly and unpredictably. As a result, the value of an investment in the Fund may also change quickly, unpredictably, and without warning, and you may lose money.

- **Cybersecurity Risk.** The Fund and its service providers may be susceptible to operational and information security risks resulting from a breach in cybersecurity, including cyber-attacks. A breach in cybersecurity, intentional or unintentional, may adversely impact the Fund in many ways, including, but not limited to, disruption of the Fund's operational capacity, loss of proprietary information, theft or corruption of data, denial-of-service attacks on websites or network resources, and the unauthorized release of confidential information. Cyber-attacks affecting the Fund's third-party service providers, market makers, institutional investors authorized to purchase and redeem shares directly from the Fund (*i.e.*, Authorized Participants), or the issuers of securities in which the Fund invests may subject the Fund to many of the same risks associated with direct cybersecurity breaches.
- **Equity Securities Risk.** Equity securities may be more volatile than other asset classes, and their market prices may change quickly and without warning. The value of an equity security may decrease as a result of the issuer or due to general industry or market conditions unrelated to the issuer.
- **Financials Sector Risk.** The Fund currently invests a significant portion of its assets in the financials sector, and therefore, the Fund's performance could be negatively impacted by events affecting this sector. The financials sector includes, for example, banks and financial institutions providing mortgage and mortgage related services. This sector can be significantly affected by, among other things, changes in interest rates, government regulation, the rate of defaults on corporate, consumer and government debt, the availability and cost of capital, and fallout from the housing and sub-prime mortgage crisis.
- **Geographic Investment Risk.** To the extent the Fund invests a significant portion of its assets in securities of companies of a single country or region, it is more likely to be impacted by events or conditions affecting that country or region. Currently, the Fund invests a significant portion of its assets in companies organized in Japan and Europe, particularly the United Kingdom, although this may change from time to time.
- **Geopolitical Risk.** Some countries and regions in which the Fund invests have experienced security concerns, war, threats of war, aggression and/or conflict, terrorism, economic uncertainty, sanctions or the threat of sanctions, natural and environmental disasters, the spread of infectious illness, widespread disease or other public health issues and/or systemic market dislocations (including due to events outside of such countries or regions) that have led, and in the future may lead, to increased short-term market volatility and may have adverse long-term effects on the U.S. and world economies and markets generally, each of which may negatively impact the Fund's investments.
- **Health Care Sector Risk.** The Fund currently invests a significant portion of its assets in the health care sector, and therefore, the Fund's performance could be negatively impacted by events affecting this sector. The health care sector includes, for example, biotechnology, pharmaceutical, health care facilities, and health care equipment and supply companies. This sector can be significantly affected by, among other things, lapsing patent protection, technological developments that make drugs obsolete, government regulation, price controls, and approvals for drugs.
- **Industrials Sector Risk.** The Fund currently invests a significant portion of its assets in the industrials sector, and therefore, the Fund's performance could be negatively impacted by events affecting this sector. The industrials sector includes, for example, aerospace and defense, non-residential construction, engineering, machinery, transportation, and commercial and professional services companies. This sector can be significantly affected by, among other things, business cycle fluctuations, worldwide economy growth, international political and economic developments, exchange rates, commodity prices, environmental issues, government and corporate spending, supply and demand for specific products and manufacturing, and government regulation.
- **Issuer-Specific Risk.** Issuer-specific events, including changes in the actual or perceived financial condition of an issuer, can have a negative impact on the value of the Fund.
- **Large-Capitalization Investing Risk.** The Fund may invest in the securities of large-capitalization companies. As a result, the Fund's performance may be adversely affected if securities of these companies underperform securities of smaller capitalization companies or the market as a whole. Large-capitalization companies may adapt more slowly to new competitive challenges and be subject to slower growth during times of economic expansion.
- **Mid-Capitalization Investing Risk.** The Fund may invest in the securities of mid-capitalization companies. As a result, the Fund's performance may be adversely affected if securities of these companies underperform securities of other capitalization ranges or the market as a whole. Securities of mid-capitalization companies are often less stable and more vulnerable to market volatility and adverse economic developments than securities of

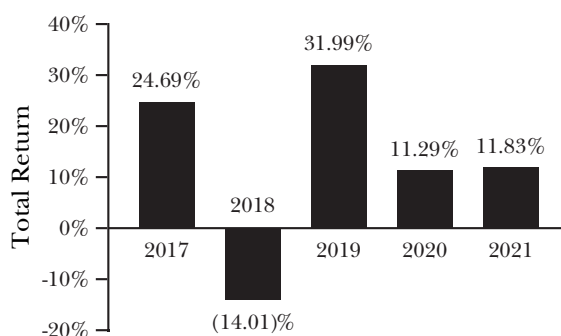
larger companies, but mid-capitalization companies may also underperform the securities of small-capitalization companies because medium capitalization companies are more mature and are subject to slower growth during economic expansion.

- **Models and Data Risk.** While the Fund is actively managed, the Fund's investment process is expected to be heavily dependent on quantitative models and the models may not perform as intended. Errors in data used in the models may occur from time to time and may not be identified and/or corrected, which may have an adverse impact on the Fund and its shareholders.
- **Non-Diversification Risk.** The Fund is considered to be non-diversified, which means that it may invest more of its assets in the securities of a single issuer or a smaller number of issuers than if it were a diversified fund. To the extent the Fund invests a significant percentage of its assets in a limited number of issuers, the Fund is subject to the risks of investing in those few issuers, and may be more susceptible to a single adverse economic or regulatory occurrence. As a result, changes in the market value of a single security could cause greater fluctuations in the value of Fund shares than would occur in a diversified fund.
- **Portfolio Turnover Risk.** The Fund's investment strategy may result in a high portfolio turnover rate. Higher portfolio turnover may result in the Fund paying higher levels of transaction costs and the distribution of additional capital gains, which generate greater tax liabilities for shareholders. These factors may negatively affect the Fund's performance.

### Fund Performance

Historical Fund performance, which varies over time, can provide an indication of the risks of investing in the Fund. The bar chart that follows shows the annual total returns of the Fund for each full calendar year since the Fund commenced operations, or the past 10 calendar years, as applicable. The table that follows the bar chart shows the Fund's average annual total returns, both before and after taxes. This table also shows how the Fund's performance compares to that of a relevant broad-based securities index. In addition, performance is shown for another index that also represents the asset class in which the Fund invests. Index returns do not reflect deductions for fees, expenses or taxes. All returns assume reinvestment of dividends and distributions. The Fund's past performance (before and after taxes) is not necessarily an indication of how the Fund will perform in the future. Updated performance information for the Fund is available online on the Fund's website at [www.wisdomtree.com](http://www.wisdomtree.com).

The Fund's name, objective and strategies changed effective March 16, 2020. Prior to March 16, 2020, Fund performance reflects the investment objective of the Fund when it was the WisdomTree Dynamic Currency Hedged International Quality Dividend Growth Fund and tracked the performance, before fees and expenses, of the WisdomTree Dynamic Currency Hedged International Quality Dividend Growth Index.



The Fund's year-to-date total return as of September 30, 2022 was (27.42)%.

### Best and Worst Quarter Returns (for the periods reflected in the bar chart above)

	Return	Quarter/Year
Highest Return	15.54%	1Q/2019
Lowest Return	(17.84)%	1Q/2020

After-tax returns are calculated using the highest historical individual federal marginal income tax rates and do not reflect the impact of state and local taxes. Actual after-tax returns depend on your tax situation and may differ from those shown and are not relevant if you hold your shares through tax-deferred arrangements, such as 401(k) plans



or individual retirement accounts. In some cases, the return after taxes may exceed the return before taxes due to an assumed tax benefit from any losses on a sale of Fund shares at the end of the measurement period.

### Average Annual Total Returns for the periods ending December 31, 2021

<b>WisdomTree International ESG Fund*</b>	<b>1 Year</b>	<b>5 Years</b>	<b>Since Inception November 3, 2016</b>
Return Before Taxes Based on NAV	11.83%	11.98%	12.39%
Return After Taxes on Distributions	11.44%	11.44%	11.86%
Return After Taxes on Distributions and Sale of Fund Shares	7.67%	9.61%	9.97%
MSCI EAFE Extended ESG Focus Index** (Reflects no deduction for fees, expenses or taxes)	11.66%	N/A	N/A
MSCI EAFE Index (Reflects no deduction for fees, expenses or taxes)	11.26%	9.55%	9.69%

\* The Fund's objective and strategies changed effective March 16, 2020. Prior to March 16, 2020, Fund performance reflects the investment objective of the Fund when it was the WisdomTree Dynamic Currency Hedged International Quality Dividend Growth Fund (DHDG) and tracked the performance, before fees and expenses, of the WisdomTree Dynamic Currency Hedged International Quality Dividend Growth Index.

\*\* The MSCI EAFE Extended ESG Focus Index began on March 27, 2018.

## Management

### Investment Adviser and Sub-Adviser

WisdomTree Asset Management serves as investment adviser to the Fund. Mellon Investments Corporation (the "Sub-Adviser") serves as sub-adviser to the Fund.

### Portfolio Managers

The Fund is managed by the Sub-Adviser's Equity Index Strategies Portfolio Management team. The individual members of the team jointly and primarily responsible for the day-to-day management of the Fund's portfolio are described below.

Marlene Walker-Smith, a Director, Head of Equity Index Portfolio Management, has been a portfolio manager of the Fund since October 2020.

David France, CFA, a Vice President, Senior Portfolio Manager and Team Manager, has been a portfolio manager of the Fund since June 2021.

Todd Frysinger, CFA, a Vice President, Senior Portfolio Manager and Team Manager, has been a portfolio manager of the Fund since June 2021.

Vlasta Sheremeta, CFA, a Vice President, Senior Portfolio Manager and Team Manager, has been a portfolio manager of the Fund since June 2021.

Michael Stoll, a Vice President, Senior Portfolio Manager and Team Manager, has been a portfolio manager of the Fund since June 2021.

### Buying and Selling Fund Shares

The Fund is an ETF. This means that individual shares of the Fund are listed on a national securities exchange, such as Cboe BZX Exchange, Inc., and may only be purchased and sold in the secondary market through a broker-dealer at market prices. Because Fund shares trade at market prices rather than NAV, shares may trade at a price greater than NAV (premium) or less than NAV (discount). In addition, an investor may incur costs attributable to the difference between the highest price a buyer is willing to pay to purchase shares (bid) and the lowest price a seller is willing to accept for shares (ask) when buying and selling shares in the secondary market (the "bid/ask spread"). Recent information regarding the Fund, including its NAV, market price, premiums and discounts, and bid/ask spreads, is available on the Fund's website at [www.wisdomtree.com](http://www.wisdomtree.com).

The Fund issues and redeems shares at NAV only in large blocks of shares ("Creation Units"), which only certain institutions or large investors (typically market makers or other broker-dealers) may purchase or redeem. The Fund issues and redeems Creation Units in exchange for a portfolio of securities and/or U.S. cash.

**Tax Information**

The Fund intends to make distributions that may be taxed as ordinary income, qualified dividend income or capital gains.

**Payments to Broker-Dealers and Other Financial Intermediaries**

If you purchase shares of the Fund through a broker-dealer or other financial intermediary (such as a bank) (an “Intermediary”), WisdomTree Asset Management or its affiliates may pay Intermediaries for certain activities related to the Fund, including participation in activities that are designed to make Intermediaries more knowledgeable about exchange traded products, including the Fund, or for other activities, such as marketing, educational training or other initiatives related to the sale or promotion of Fund shares. These payments may create a conflict of interest by influencing the Intermediary and your salesperson to recommend the Fund over another investment. Any such arrangements do not result in increased Fund expenses. Ask your salesperson or visit the Intermediary’s website for more information.

# WisdomTree Emerging Markets ESG Fund

## Investment Objective

The WisdomTree Emerging Markets ESG Fund (the “Fund”) seeks capital appreciation.

## Fees and Expenses of the Fund

The following table describes the fees and expenses you may pay if you buy, hold and sell shares of the Fund. You may pay other fees, such as brokerage commissions and other fees to financial intermediaries, which are not reflected in the table and example below. The fees are expressed as a percentage of the Fund’s average net assets.

<b>Shareholder Fees</b> (fees paid directly from your investment)	None
<b>Annual Fund Operating Expenses</b> (expenses that you pay each year as a percentage of the value of your investment)	
Management Fees	0.32%
Distribution and/or Service (12b-1) Fees	None
Other Expenses	0.00%
<b>Total Annual Fund Operating Expenses</b>	0.32%

## Example

The following example is intended to help retail investors compare the cost of investing in the Fund shares with the cost of investing in other funds. It illustrates the hypothetical expenses that such investors would incur over various periods if they were to invest \$10,000 in the Fund for the time periods indicated and then redeem all of the shares at the end of those periods. This example assumes that the Fund provides a return of 5% a year and that operating expenses remain the same. This example does not include the brokerage commissions that retail investors may pay to buy and sell shares of the Fund. Although your actual costs may be higher or lower, based on these assumptions, your costs would be:

	1 Year	3 Years	5 Years	10 Years
	\$ 33	\$ 103	\$ 180	\$ 406

## Portfolio Turnover

The Fund pays transaction costs, such as commissions, when it buys and sells securities (or “turns over” its portfolio). A higher portfolio turnover rate may indicate higher transaction costs and may result in higher taxes when Fund shares are held in a taxable account. These costs, which are not reflected in annual fund operating expenses or in the example, affect the Fund’s performance. During the most recent fiscal year, the Fund’s portfolio turnover rate was 57% of the average value of its portfolio, excluding the value of portfolio securities received or delivered as a result of in-kind creations or redemptions of the Fund’s capital shares.

## Principal Investment Strategies of the Fund

The Fund is actively managed using a model-based approach, and seeks to achieve its investment objective by investing primarily in equity securities of companies that exhibit the highest potential for returns based on proprietary measures of fundamental factors (*e.g.*, value and quality) and technical factors (*e.g.*, momentum and correlation), as well as favorable environmental, social, and governance (“ESG”) characteristics. The Fund invests primarily in equity securities of companies in emerging markets. WisdomTree Asset Management, Inc., the Fund’s investment adviser (“WisdomTree Asset Management” or the “Adviser”), primarily uses a proprietary multi-factor model to select the Fund’s investments.

The Adviser has designed the model to apply multiple factors to refine the initial universe of broad market equity securities. The model’s factors are constructed using a variety of data, including ESG-related data provided by Morningstar Sustainalytics (“Sustainalytics”) and OWL ESG, each of which is a third-party ESG data and research firm. In addition to identifying companies with strong fundamental and technical factors through the use of traditional financial data, the model seeks to identify companies with the most favorable ESG characteristics using ESG data provided by Sustainalytics and ESG Consensus Scores developed and administered by OWL ESG. A company’s ESG Consensus Score reflects a consensus view, comprised of more than 500 sources, of the importance of certain ESG metrics determined to be key to that company’s industry.

The model applies ESG investment screens based on Sustainalytics' data, which identifies publicly-listed companies involved in a range of product areas, including products that affect the environment, energy, health, and military and values-based products, and provides detail regarding the nature and level of each such company's involvement in the relevant product area, to the initial universe of equity securities. The ESG investment screens exclude securities of companies identified by Sustainalytics as engaged in certain business activities, at the time of investment by the Fund or at the time of the Fund's quarterly rebalances, such as those involving tobacco, small arms, controversial weapons, and Arctic Oil Gas, Oil Sands or Thermal Coal (collectively, "fossil fuel-related activities"). The ESG investment screens also take into consideration Sustainalytics' Global Standards Screening ("GSS") data to exclude companies that cause, contribute or are linked to violations of international norms and standards. The GSS data assesses companies' impact on stakeholders and activities with respect to the following international norms and standards: the United Nations Global Compact Principles related to human rights, labor, the environment and corruption, International Labor Organization's Conventions, OECD Guidelines for Multinational Enterprises, and the UN Guiding Principles on Business and Human Rights. To further complement the exclusion of fossil fuel-related activities based on Sustainalytics' data, the model also excludes the securities of companies assigned to the Energy Sector as defined by the Standard & Poor's Global Industry Classification Standard ("S&P GICS®"). The model recommends those remaining companies that exhibit the highest combined ESG Consensus Score and fundamental and technical factors, which are then weighted on a modified market-capitalization basis.

The Fund's portfolio will be rebalanced quarterly to implement the results of the model and modified market-capitalization weighting. As a result, between quarterly rebalances, the Fund's portfolio may temporarily include securities of companies that no longer meet the Fund's model investment criteria described above. For example, if a company meets the Fund's investment criteria at the time of investment but subsequently is involved in a controversial product or activity, the Fund generally will continue to hold the securities of that company until the next quarterly rebalance of its portfolio. In addition, the data provided to the Fund by third-party ESG data and research firms, currently, Sustainalytics and OWL ESG, and the methodologies and criteria used by those firms to produce such data are continuously evolving and subject to ongoing refinement. It, therefore, is possible that the Fund may invest in securities of companies that are later determined to be inconsistent with the Fund's model investment criteria not because the company's activities or products have changed as in the prior example, but because relevant information about that company was not known or was inaccurate at the time of investment or because the third-party ESG data and research firm now considers additional information that causes the company to no longer meet the investment criteria.

As of September 30, 2022, companies in the information technology, financials, and consumer discretionary sectors comprised a significant portion of the Fund.

### **Principal Risks of Investing in the Fund**

You can lose money on your investment in the Fund. The Fund is subject to the risks described below. The risks are generally presented in alphabetical order to facilitate finding particular risks when comparing them with other funds. Each risk summarized below is considered a "principal risk" of investing in the Fund, regardless of the order in which it appears. Some or all of these risks may adversely affect the Fund's net asset value per share ("NAV"), trading price, yield, total return and/or ability to meet its objective. For more information about the risks of investing in the Fund, see the sections in the Fund's Prospectus titled "Additional Principal Risk Information About the Funds" and "Additional Non-Principal Risk Information."

- **ESG Data Risk.** Currently, there is not a universally accepted ESG standard or standardized practices for generating ESG data and ratings. As a result, the factors and criteria considered when generating ESG data and the results of such ESG research generally will differ across ESG data providers. The evaluation of ESG factors is often subjective and the third-party ESG data providers used by the Fund, currently, Sustainalytics and OWL ESG, may not identify or evaluate every relevant ESG factor with respect to every investment. As a result, the Fund may invest in companies that do not reflect the beliefs or values of a particular investor and may not be deemed to exhibit favorable ESG characteristics if different metrics or ESG rating agencies were used to evaluate them. Moreover, because ESG considerations are still an emerging area of investment focus, ESG information and metrics can be difficult to obtain or not able to be obtained. The evaluation of ESG factors and implementation of ESG-related investment restrictions (*e.g.*, screens) rely on the availability of timely, complete, and accurate ESG data reported by issuers and/or third-party research providers. The successful implementation of the Fund's strategy is therefore dependent in large part on the ESG factors considered and research methodologies employed by its third-party ESG data providers, as well as the timely availability of accurate information. The Adviser carefully selects its third-party ESG data providers, but due to the specialized resources

necessary to obtain ESG-related information underlying or related to the ESG data provided by third-party ESG research firms, the Adviser does not undertake to, and does not, independently test or verify the factors used or data provided by such firms, including Sustainalytics and OWL ESG.

- **ESG Investing Risk.** The Fund's ESG investment strategy limits the types and number of investment opportunities available to the Fund and, as a result, the Fund may underperform other funds that do not have an ESG focus. The Fund's ESG investment strategy may result in the Fund investing in securities, industries or sectors that underperform the market as a whole or underperform other funds screened for ESG criteria. In addition, companies selected for inclusion in the Fund may not exhibit positive or favorable ESG characteristics at all times and may shift into and out of favor depending on market and economic conditions.
- **Emerging Markets Risk.** Investments in securities and instruments traded in developing or emerging markets, or that provide exposure to such securities or markets, can involve additional risks relating to political, economic, or regulatory conditions not associated with investments in U.S. securities and instruments or investments in more developed international markets. Such conditions may impact the ability of the Fund to buy, sell or otherwise transfer securities, adversely affect the trading market and price for Fund shares and cause the Fund to decline in value.
- **Investment Risk.** As with all investments, an investment in the Fund is subject to loss, including the possible loss of the entire principal amount of an investment, over short or long periods of time.
- **Market Risk.** The trading prices of equity securities and other instruments fluctuate in response to a variety of factors, such as economic, financial or political events that impact the entire market, market segments, or specific issuers. The Fund's NAV and market price may fluctuate significantly in response to these and other factors. As a result, an investor could lose money over short or long periods of time. In addition, the respiratory illness COVID-19 has spread globally for over two years, resulting in a global pandemic and major disruption to economies and markets around the world. During this time, financial markets have experienced extreme volatility and severe losses, and trading in many instruments has been disrupted or suspended. Liquidity for many instruments has been greatly reduced for periods of time. Although many global economies have re-opened fully or decreased the number of public safety measures designed to mitigate virus transmission, some economies, including those of countries with limited access to effective COVID-19 vaccines, have struggled to control the spread of the virus and re-open their economies. As a result, it remains unclear how COVID-19 will impact global markets in the future.
- **Shares of the Fund May Trade at Prices Other Than NAV.** As with all exchange traded funds ("ETFs"), Fund shares may be bought and sold in the secondary market at market prices. The trading prices of the Fund's shares in the secondary market generally differ from the Fund's daily NAV and there may be times when the market price of the shares is more than the NAV (premium) or less than the NAV (discount). This risk is heightened in times of market volatility or periods of steep market declines. Because securities held by the Fund trade on, or have exposure to, foreign exchanges that are closed when the Fund's primary listing exchange is open, the Fund is likely to experience premiums and discounts greater than those of domestic ETFs. Additionally, in stressed market conditions, the market for the Fund's shares may become less liquid in response to deteriorating liquidity in the markets for the Fund's underlying portfolio holdings.
- **Active Management Risk.** The Fund is actively managed using proprietary investment strategies and processes. There can be no guarantee that these strategies and processes will be successful or that the Fund will achieve its investment objective.
- **Capital Controls and Sanctions Risk.** Economic conditions, such as volatile currency exchange rates and interest rates, political events, military action and other conditions may, without prior warning, lead to foreign government intervention (including intervention by the U.S. government with respect to foreign governments, economic sectors, foreign companies and related securities and interests) and the imposition of capital controls and/or sanctions, which may also include retaliatory actions of one government against another government, such as seizure of assets. Capital controls and/or sanctions include the prohibition of, or restrictions on, the ability to own or transfer currency, securities or other assets, which may potentially include derivative instruments related thereto. Capital controls and/or sanctions may also impact the ability of the Fund to buy, sell, transfer, receive, deliver or otherwise obtain exposure to, foreign securities or currency, negatively impact the value and/or liquidity of such instruments, adversely affect the trading market and price for shares of the Fund, and cause the Fund to decline in value.



- **Cash Redemption Risk.** The Fund generally redeems shares for cash or otherwise includes cash as part of its redemption proceeds. The Fund may be required to sell or unwind portfolio investments in order to obtain the cash needed to distribute redemption proceeds. This may cause the Fund to recognize a capital gain that it might not have recognized if it had made a redemption in-kind. As a result, the Fund may pay out higher annual capital gain distributions than if the in-kind redemption process was used.
- **Consumer Discretionary Sector Risk.** The Fund currently invests a significant portion of its assets in the consumer discretionary sector, and therefore, the Fund's performance could be negatively impacted by events affecting this sector. The consumer discretionary sector includes, for example, automobile, textile and retail companies. This sector can be significantly affected by, among other things, changes in domestic and international economies, exchange and interest rates, economic growth, worldwide demand, supply chain constraints, social trends, consumers' disposable income levels, and propensity to spend.
- **Currency Exchange Rate Risk.** Changes in currency exchange rates and the relative value of non-U.S. currencies will affect the value of the Fund's investment and the value of your Fund shares. Currency exchange rates can be very volatile and can change quickly and unpredictably. As a result, the value of an investment in the Fund may also change quickly, unpredictably, and without warning, and you may lose money.
- **Cybersecurity Risk.** The Fund and its service providers may be susceptible to operational and information security risks resulting from a breach in cybersecurity, including cyber-attacks. A breach in cybersecurity, intentional or unintentional, may adversely impact the Fund in many ways, including, but not limited to, disruption of the Fund's operational capacity, loss of proprietary information, theft or corruption of data, denial-of-service attacks on websites or network resources, and the unauthorized release of confidential information. Cyber-attacks affecting the Fund's third-party service providers, market makers, institutional investors authorized to purchase and redeem shares directly from the Fund (*i.e.*, Authorized Participants), or the issuers of securities in which the Fund invests may subject the Fund to many of the same risks associated with direct cybersecurity breaches.
- **Equity Securities Risk.** Equity securities may be more volatile than other asset classes, and their market prices may change quickly and without warning. The value of an equity security may decrease as a result of the issuer or due to general industry or market conditions unrelated to the issuer.
- **Financials Sector Risk.** The Fund currently invests a significant portion of its assets in the financials sector, and therefore, the Fund's performance could be negatively impacted by events affecting this sector. The financials sector includes, for example, banks and financial institutions providing mortgage and mortgage related services. This sector can be significantly affected by, among other things, changes in interest rates, government regulation, the rate of defaults on corporate, consumer and government debt, the availability and cost of capital, and fallout from the housing and sub-prime mortgage crisis.
- **Foreign Securities Risk.** Investments in non-U.S. securities involve political, regulatory, and economic risks that may not be present in U.S. securities. For example, investments in non-U.S. securities may be subject to risk of loss due to foreign currency fluctuations, political or economic instability, or geographic events that adversely impact issuers of foreign securities. Investments in non-U.S. securities also may be subject to withholding or other taxes and may be subject to additional trading, settlement, custodial, and operational risks. These and other factors can make investments in the Fund more volatile and potentially less liquid than other types of investments and may be heightened in connection with investments in developing or emerging markets countries.
- **Geographic Investment Risk.** To the extent the Fund invests a significant portion of its assets in securities of companies of a single country or region, it is more likely to be impacted by events or conditions affecting that country or region. Currently, the Fund invests a significant portion of its assets in companies incorporated and/or domiciled in China, Taiwan, and India, although this may change from time to time.
- **Geopolitical Risk.** Some countries and regions in which the Fund invests have experienced security concerns, war, threats of war, aggression and/or conflict, terrorism, economic uncertainty, sanctions or the threat of sanctions, natural and environmental disasters, the spread of infectious illness, widespread disease or other public health issues and/or systemic market dislocations (including due to events outside of such countries or regions) that have led, and in the future may lead, to increased short-term market volatility and may have adverse long-term effects on the U.S. and world economies and markets generally, each of which may negatively impact the Fund's investments.

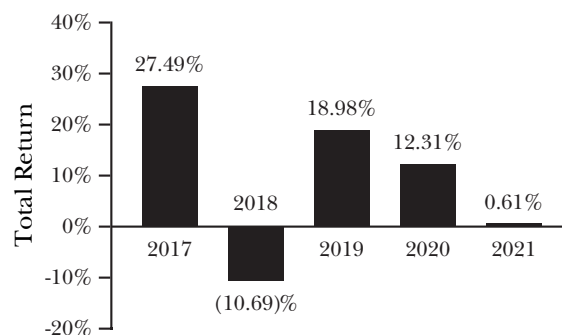


- **Information Technology Sector Risk.** The Fund currently invests a significant portion of its assets in the information technology sector, and therefore, the Fund's performance could be negatively impacted by events affecting this sector. The information technology sector includes, for example, internet, semiconductor, software, hardware, and technology equipment companies. This sector can be significantly affected by, among other things, the supply and demand for specific products and services, the pace of technological development, and government regulation.
- **Issuer-Specific Risk.** Issuer-specific events, including changes in the actual or perceived financial condition of an issuer, can have a negative impact on the value of the Fund.
- **Large-Capitalization Investing Risk.** The Fund may invest in the securities of large-capitalization companies. As a result, the Fund's performance may be adversely affected if securities of these companies underperform securities of smaller capitalization companies or the market as a whole. Large-capitalization companies may adapt more slowly to new competitive challenges and be subject to slower growth during times of economic expansion.
- **Mid-Capitalization Investing Risk.** The Fund may invest in the securities of mid-capitalization companies. As a result, the Fund's performance may be adversely affected if securities of these companies underperform securities of other capitalization ranges or the market as a whole. Securities of mid-capitalization companies are often less stable and more vulnerable to market volatility and adverse economic developments than securities of larger companies, but mid-capitalization companies may also underperform the securities of small-capitalization companies because medium capitalization companies are more mature and are subject to slower growth during economic expansion.
- **Models and Data Risk.** While the Fund is actively managed, the Fund's investment process is expected to be heavily dependent on quantitative models and the models may not perform as intended. Errors in data used in the models may occur from time to time and may not be identified and/or corrected, which may have an adverse impact on the Fund and its shareholders.
- **Non-Diversification Risk.** The Fund is considered to be non-diversified, which means that it may invest more of its assets in the securities of a single issuer or a smaller number of issuers than if it were a diversified fund. To the extent the Fund invests a significant percentage of its assets in a limited number of issuers, the Fund is subject to the risks of investing in those few issuers, and may be more susceptible to a single adverse economic or regulatory occurrence. As a result, changes in the market value of a single security could cause greater fluctuations in the value of Fund shares than would occur in a diversified fund.
- **Portfolio Turnover Risk.** The Fund's investment strategy may result in a high portfolio turnover rate. Higher portfolio turnover may result in the Fund paying higher levels of transaction costs and the distribution of additional capital gains, which generate greater tax liabilities for shareholders. These factors may negatively affect the Fund's performance.

## Fund Performance

Historical Fund performance, which varies over time, can provide an indication of the risks of investing in the Fund. The bar chart that follows shows the annual total returns of the Fund for each full calendar year since the Fund commenced operations, or the past 10 calendar years, as applicable. The table that follows the bar chart shows the Fund's average annual total returns, both before and after taxes. This table also shows how the Fund's performance compares to that of a relevant broad-based securities index. In addition, performance is shown for another index that also represents the asset class in which the Fund invests. Index returns do not reflect deductions for fees, expenses or taxes. All returns assume reinvestment of dividends and distributions. The Fund's past performance (before and after taxes) is not necessarily an indication of how the Fund will perform in the future. Updated performance information for the Fund is available online on the Fund's website at [www.wisdomtree.com](http://www.wisdomtree.com).

The Fund's name, objective and strategies changed effective March 16, 2020. Prior to March 16, 2020, Fund performance reflects the investment objective of the Fund when it was the WisdomTree Emerging Markets Dividend Fund and tracked the performance, before fees and expenses, of the WisdomTree Emerging Markets Dividend Index.



The Fund's year-to-date total return as of September 30, 2022 was (28.56)%.

#### Best and Worst Quarter Returns (for the periods reflected in the bar chart above)

	Return	Quarter/Year
Highest Return	18.44%	4Q/2020
Lowest Return	(27.57)%	1Q/2020

After-tax returns are calculated using the highest historical individual federal marginal income tax rates and do not reflect the impact of state and local taxes. Actual after-tax returns depend on your tax situation and may differ from those shown and are not relevant if you hold your shares through tax-deferred arrangements, such as 401(k) plans or individual retirement accounts. In some cases, the return after taxes may exceed the return before taxes due to an assumed tax benefit from any losses on a sale of Fund shares at the end of the measurement period.

#### Average Annual Total Returns for the periods ending December 31, 2021

WisdomTree Emerging Markets ESG Fund*	1 Year	5 Years	Since Inception April 7, 2016
Return Before Taxes Based on NAV	0.61%	8.89%	9.80%
Return After Taxes on Distributions	0.16%	8.28%	9.15%
Return After Taxes on Distributions and Sale of Fund Shares	0.92%	7.06%	7.83%
MSCI Emerging Markets Extended ESG Focus Index** (Reflects no deduction for fees, expenses or taxes)	(2.25)%	N/A	N/A
MSCI Emerging Markets Index (Reflects no deduction for fees, expenses or taxes)	(2.54)%	9.87%	10.14%

\* The Fund's objective and strategies changed effective March 16, 2020. Prior to March 16, 2020, Fund performance reflects the investment objective of the Fund when it was the WisdomTree Emerging Markets Dividend Fund (DVEM) and tracked the performance, before fees and expenses, of the WisdomTree Emerging Markets Dividend Index.

\*\* The MSCI Emerging Markets Extended ESG Focus Index began on March 27, 2018.

## Management

### Investment Adviser and Sub-Adviser

WisdomTree Asset Management, Inc. ("WisdomTree Asset Management" or the "Adviser") serves as investment adviser to the Fund. Mellon Investments Corporation (the "Sub-Adviser") serves as sub-adviser to the Fund.

### Portfolio Managers

The Fund is managed by the Sub-Adviser's Equity Index Strategies Portfolio Management team. The individual members of the team jointly and primarily responsible for the day-to-day management of the Fund's portfolio are described below.

Marlene Walker-Smith, a Director, Head of Equity Index Portfolio Management, has been a portfolio manager of the Fund since October 2020.

David France, CFA, a Vice President, Senior Portfolio Manager and Team Manager, has been a portfolio manager of the Fund since June 2021.

Todd Frysinger, CFA, a Vice President, Senior Portfolio Manager and Team Manager, has been a portfolio manager of the Fund since June 2021.

Vlasta Sheremeta, CFA, a Vice President, Senior Portfolio Manager and Team Manager, has been a portfolio manager of the Fund since June 2021.

Michael Stoll, a Vice President, Senior Portfolio Manager and Team Manager, has been a portfolio manager of the Fund since June 2021.

### **Buying and Selling Fund Shares**

The Fund is an ETF. This means that individual shares of the Fund are listed on a national securities exchange, such as Cboe BZX Exchange, Inc., and may only be purchased and sold in the secondary market through a broker-dealer at market prices. Because Fund shares trade at market prices rather than NAV, shares may trade at a price greater than NAV (premium) or less than NAV (discount). In addition, an investor may incur costs attributable to the difference between the highest price a buyer is willing to pay to purchase shares (bid) and the lowest price a seller is willing to accept for shares (ask) when buying and selling shares in the secondary market (the “bid/ask spread”). Recent information regarding the Fund, including its NAV, market price, premiums and discounts, and bid/ask spreads, is available on the Fund’s website at [www.wisdomtree.com](http://www.wisdomtree.com).

The Fund issues and redeems shares at NAV only in large blocks of shares (“Creation Units”), which only certain institutions or large investors (typically market makers or other broker-dealers) may purchase or redeem. The Fund issues and redeems Creation Units in exchange for a portfolio of securities and/or U.S. cash.

### **Tax Information**

The Fund intends to make distributions that may be taxed as ordinary income, qualified dividend income or capital gains.

### **Payments to Broker-Dealers and Other Financial Intermediaries**

If you purchase shares of the Fund through a broker-dealer or other financial intermediary (such as a bank) (an “Intermediary”), WisdomTree Asset Management or its affiliates may pay Intermediaries for certain activities related to the Fund, including participation in activities that are designed to make Intermediaries more knowledgeable about exchange traded products, including the Fund, or for other activities, such as marketing, educational training or other initiatives related to the sale or promotion of Fund shares. These payments may create a conflict of interest by influencing the Intermediary and your salesperson to recommend the Fund over another investment. Any such arrangements do not result in increased Fund expenses. Ask your salesperson or visit the Intermediary’s website for more information.

# WisdomTree Emerging Markets ex-China Fund

## Investment Objective

The WisdomTree Emerging Markets ex-China Fund (the “Fund”) seeks to track the price and yield performance, before fees and expenses, of the WisdomTree Emerging Markets ex-China Index (the “Index”).

## Fees and Expenses of the Fund

The following table describes the fees and expenses you may pay if you buy, hold and sell shares of the Fund. You may pay other fees, such as brokerage commissions and other fees to financial intermediaries, which are not reflected in the table and example below. The fees are expressed as a percentage of the Fund’s average net assets.

<b>Shareholder Fees</b> (fees paid directly from your investment)	None
<b>Annual Fund Operating Expenses</b> (expenses that you pay each year as a percentage of the value of your investment)	
Management Fees	0.32%
Distribution and/or Service (12b-1) Fees	None
Other Expenses	0.00% <sup>1</sup>
<b>Total Annual Fund Operating Expenses</b>	0.32%

<sup>1</sup> Other Expenses are based on estimated amounts for the current fiscal year.

## Example

The following example is intended to help retail investors compare the cost of investing in the Fund shares with the cost of investing in other funds. It illustrates the hypothetical expenses that such investors would incur over various periods if they were to invest \$10,000 in the Fund for the time periods indicated and then redeem all of the shares at the end of those periods. This example assumes that the Fund provides a return of 5% a year and that operating expenses remain the same. This example does not include the brokerage commissions that retail investors may pay to buy and sell shares of the Fund. Although your actual costs may be higher or lower, based on these assumptions, your costs would be:

	<b>1 Year</b>	<b>3 Years</b>
	\$ 33	\$ 103

## Portfolio Turnover

The Fund pays transaction costs, such as commissions, when it buys and sells securities (or “turns over” its portfolio). A higher portfolio turnover rate may indicate higher transaction costs and may result in higher taxes when Fund shares are held in a taxable account. These costs, which are not reflected in annual fund operating expenses or in the example, affect the Fund’s performance. Because the Fund is newly organized, portfolio turnover information is not yet available.

## Principal Investment Strategies of the Fund

The Fund employs a “passive management” – or indexing – investment approach designed to track the performance of the Index. The Fund generally uses a representative sampling strategy to achieve its investment objective, meaning it generally will invest in a sample of the securities in the Index whose risk, return and other characteristics resemble the risk, return and other characteristics of the Index as a whole. Under normal circumstances, at least 80% of the Fund’s total assets (exclusive of collateral held from securities lending) will be invested in component securities of the Index and investments that have economic characteristics that are substantially identical to the economic characteristics of such component securities.

The Index is a modified float-adjusted market cap weighted index that consists of common stocks issued by companies in emerging markets, excluding companies incorporated or domiciled (*i.e.*, maintain their principal place of business) in China (“Emerging Markets Companies”). The Index also excludes common stocks of “state-owned enterprises”. WisdomTree, Inc. (formerly, WisdomTree Investments, Inc.) (“WisdomTree”), as Index provider, defines state-owned enterprises as companies with over 20% government ownership.

The starting universe for the Index (the “pre-screening universe”) is comprised solely of companies, as of the Index screening date, that: (i) are incorporated or domiciled in one of the following emerging market countries: Brazil, Chile, Czech Republic, Hungary, India, Indonesia, Korea, Malaysia, Mexico, the Philippines, Poland, Russia, Saudi Arabia, South Africa, Taiwan, Thailand or Turkey (the “Emerging Market Countries”); (ii) list shares on a stock

exchange in one of the Emerging Market Countries or the United States; (iii) have a float-adjusted market capitalization of at least \$1 billion (“float-adjusted” means that the share amounts reflect only shares available to investors); (iv) have a median daily dollar trading volume of at least \$100,000 for the preceding three months; and (v) trade at least 250,000 shares per month or \$25 million notional for each of the preceding six months. The Index is comprised solely of companies in the pre-screening universe that are not state-owned enterprises as of the annual Index screening date.

The Index also excludes companies based on environmental, social and governance (“ESG”) criteria. The ESG criteria seeks to exclude from the Index’s eligible investment universe companies that: (i) do not comply with the United Nations Global Compact Principles related to human rights, labor, the environment and anti-corruption; (ii) are involved directly or through corporate ownership in the production and/or distribution of, or the provision of components/services for, core weapon systems; (iii) are significantly involved in the tobacco industry; or (iv) are significantly involved in thermal coal activity.

Securities are weighted in the Index based on a modified market cap weighting scheme that adjusts the weight of Index securities from each country to approximate the weight of securities from that country in the pre-screening universe. The weight of Index securities from a single country will not be multiplied by a factor greater than three. After applying the foregoing country weight adjustment, should any sector have a weight that is 3% higher or lower than its pre-screening universe sector weight, such sector’s weight will be adjusted by a factor so that the sector’s weight is 3% higher or lower, respectively, than its pre-screening universe weight. For example, if the market cap weight of Malaysian companies in the pre-screening universe is 2.8% and the market cap weight of Malaysian companies after screening is 0.8%, the Fund will only scale the weight for Malaysian companies 3x to 2.4% instead of 2.8%.

Companies that are not state-owned, but are incorporated within countries that have a higher percentage of state-owned companies relative to other Emerging Market Countries, could potentially see higher weights than they would under a normal market cap weighting scheme. Companies that are not state-owned, but are incorporated within countries that have a lower percentage of state-owned companies relative to other Emerging Market Countries, could potentially see lower weights than they would under a normal market cap weighting scheme. Sector and/or country weights may fluctuate above the specified cap or below their adjusted weights in response to market conditions and/or the application of volume factor adjustments (described below) but will be reset at each annual rebalance date.

The Index methodology applies a volume factor adjustment to reduce a component security’s weight in the Index and reallocate the reduction in weight pro rata among the other securities if, as of the annual Index screening date, an existing component security no longer meets certain trading volume thresholds.

WisdomTree, as Index provider, currently uses Standard & Poor’s Global Industry Classification Standards (“S&P GICS”) to define companies within a sector. The following sectors are included in the Index: consumer discretionary, consumer staples, energy, financials, health care, industrials, information technology, materials, real estate, communication services, and utilities. A sector is comprised of multiple industries. For example, the energy sector is comprised of companies in, among others, the natural gas, oil and petroleum industries. As of September 30, 2022, companies in the information technology and financials sectors comprised a significant portion of the Index.

To the extent the Index concentrates (*i.e.*, holds 25% or more of its total assets) in the securities of a particular industry or group of industries, the Fund will concentrate its investments to approximately the same extent as the Index.

### **Principal Risks of Investing in the Fund**

You can lose money on your investment in the Fund. The Fund is subject to the risks described below. The risks are generally presented in alphabetical order to facilitate finding particular risks when comparing them with other funds. Each risk summarized below is considered a “principal risk” of investing in the Fund, regardless of the order in which it appears. Some or all of these risks may adversely affect the Fund’s net asset value per share (“NAV”), trading price, yield, total return and/or ability to meet its objective. For more information about the risks of investing in the Fund, see the sections in the Fund’s Prospectus titled “Additional Principal Risk Information About the Funds” and “Additional Non-Principal Risk Information.”

- **Emerging Markets Risk.** Investments in securities and instruments traded in developing or emerging markets, or that provide exposure to such securities or markets, can involve additional risks relating to political, economic, or regulatory conditions not associated with investments in U.S. securities and instruments or investments in



more developed international markets. Such conditions may impact the ability of the Fund to buy, sell or otherwise transfer securities, adversely affect the trading market and price for Fund shares and cause the Fund to decline in value.

- **Investment Risk.** As with all investments, an investment in the Fund is subject to loss, including the possible loss of the entire principal amount of an investment, over short or long periods of time.
- **Market Risk.** The trading prices of equity securities and other instruments fluctuate in response to a variety of factors, such as economic, financial or political events that impact the entire market, market segments, or specific issuers. The Fund's NAV and market price may fluctuate significantly in response to these and other factors. As a result, an investor could lose money over short or long periods of time. In addition, the respiratory illness COVID-19 has spread globally for over two years, resulting in a global pandemic and major disruption to economies and markets around the world. During this time, financial markets have experienced extreme volatility and severe losses, and trading in many instruments has been disrupted or suspended. Liquidity for many instruments has been greatly reduced for periods of time. Although many global economies have re-opened fully or decreased the number of public safety measures designed to mitigate virus transmission, some economies, including those of countries with limited access to effective COVID-19 vaccines, have struggled to control the spread of the virus and re-open their economies. As a result, it remains unclear how COVID-19 will impact global markets in the future.
- **Shares of the Fund May Trade at Prices Other Than NAV.** As with all exchange traded funds ("ETFs"), Fund shares may be bought and sold in the secondary market at market prices. The trading prices of the Fund's shares in the secondary market generally differ from the Fund's daily NAV and there may be times when the market price of the shares is more than the NAV (premium) or less than the NAV (discount). This risk is heightened in times of market volatility or periods of steep market declines. Because securities held by the Fund trade on, or have exposure to, foreign exchanges that are closed when the Fund's primary listing exchange is open, the Fund is likely to experience premiums and discounts greater than those of domestic ETFs. Additionally, in stressed market conditions, the market for the Fund's shares may become less liquid in response to deteriorating liquidity in the markets for the Fund's underlying portfolio holdings.
- **Capital Controls and Sanctions Risk.** Economic conditions, such as volatile currency exchange rates and interest rates, political events, military action and other conditions may, without prior warning, lead to foreign government intervention (including intervention by the U.S. government with respect to foreign governments, economic sectors, foreign companies and related securities and interests) and the imposition of capital controls and/or sanctions, which may also include retaliatory actions of one government against another government, such as seizure of assets. Capital controls and/or sanctions include the prohibition of, or restrictions on, the ability to own or transfer currency, securities or other assets, which may potentially include derivative instruments related thereto. Capital controls and/or sanctions may also impact the ability of the Fund to buy, sell, transfer, receive, deliver or otherwise obtain exposure to, foreign securities or currency, negatively impact the value and/or liquidity of such instruments, adversely affect the trading market and price for shares of the Fund, and cause the Fund to decline in value.
- **Cash Redemption Risk.** The Fund generally redeems shares for cash or otherwise includes cash as part of its redemption proceeds. The Fund may be required to sell or unwind portfolio investments in order to obtain the cash needed to distribute redemption proceeds. This may cause the Fund to recognize a capital gain that it might not have recognized if it had made a redemption in-kind. As a result, the Fund may pay out higher annual capital gain distributions than if the in-kind redemption process was used.
- **Currency Exchange Rate Risk.** Changes in currency exchange rates and the relative value of non-U.S. currencies will affect the value of the Fund's investment and the value of your Fund shares. Currency exchange rates can be very volatile and can change quickly and unpredictably. As a result, the value of an investment in the Fund may also change quickly, unpredictably, and without warning, and you may lose money.
- **Cybersecurity Risk.** The Fund and its service providers may be susceptible to operational and information security risks resulting from a breach in cybersecurity, including cyber-attacks. A breach in cybersecurity, intentional or unintentional, may adversely impact the Fund in many ways, including, but not limited to, disruption of the Fund's operational capacity, loss of proprietary information, theft or corruption of data, denial-of-service attacks on websites or network resources, and the unauthorized release of confidential information. Cyber-attacks affecting the Fund's third-party service providers, market makers, institutional investors authorized



to purchase and redeem shares directly from the Fund (*i.e.*, Authorized Participants), or the issuers of securities in which the Fund invests may subject the Fund to many of the same risks associated with direct cybersecurity breaches.

- **ESG Index Data Risk.** The Index uses ESG data provided by one or more third-party ESG research firms to exclude certain companies from the composition of the Index based on the ESG exclusionary criteria set forth in the description of the Fund's Principal Investment Strategies. Currently, the Index receives ESG data from Morningstar Sustainalytics. There is not a universally accepted ESG standard or standardized practices for generating ESG data. As a result, the factors and criteria considered when generating ESG data and the results of such ESG research generally will differ across ESG data providers. The evaluation of ESG factors is often subjective and the third-party ESG data providers used by the Index may not identify or evaluate every relevant ESG factor with respect to every Index constituent. As a result, the Index may include constituent companies that do not reflect the beliefs or values of a particular investor and may not be deemed to exhibit favorable ESG characteristics if different metrics or ESG rating agencies were used to evaluate them. Moreover, because ESG considerations are still an emerging area of investment focus, ESG information and metrics can be difficult to obtain or not able to be obtained. The evaluation of ESG factors and implementation of ESG-related investment restrictions (*e.g.*, screens) rely on the availability of timely, complete, and accurate ESG data reported by issuers and/or third-party research providers. The successful implementation of the ESG component of the Index methodology is therefore dependent in large part on the ESG factors considered and research methodologies employed by the Index's third-party ESG data providers, as well as the timely availability of accurate information. The Index Provider carefully selects its third-party ESG data providers, but due to the specialized resources necessary to obtain ESG-related information underlying or related to the ESG data provided by third-party ESG research firms, the Index Provider does not undertake to, and does not, independently test or verify the factors used or data provided by such firms.
- **ESG Investing Risk.** The Index excludes companies based on ESG criteria, which in turn limits the number of investment opportunities available to the Fund. As a result, the Fund may underperform other funds with similar strategies that do not have an ESG focus. The Index's use of ESG criteria may result in the Fund investing in securities that underperform the market as a whole or underperform other funds screened for ESG criteria. In addition, companies selected for inclusion in the Fund may not exhibit positive or favorable ESG characteristics at all times and may shift into and out of favor depending on market and economic conditions.
- **Financials Sector Risk.** The Fund currently invests a significant portion of its assets in the financials sector, and therefore, the Fund's performance could be negatively impacted by events affecting this sector. The financials sector includes, for example, banks and financial institutions providing mortgage and mortgage related services. This sector can be significantly affected by, among other things, changes in interest rates, government regulation, the rate of defaults on corporate, consumer and government debt, the availability and cost of capital, and fallout from the housing and sub-prime mortgage crisis.
- **Foreign Securities Risk.** Investments in non-U.S. securities involve political, regulatory, and economic risks that may not be present in U.S. securities. For example, investments in non-U.S. securities may be subject to risk of loss due to foreign currency fluctuations, political or economic instability, or geographic events that adversely impact issuers of foreign securities. Investments in non-U.S. securities also may be subject to withholding or other taxes and may be subject to additional trading, settlement, custodial, and operational risks. These and other factors can make investments in the Fund more volatile and potentially less liquid than other types of investments and may be heightened in connection with investments in developing or emerging market countries.
- **Geographic Investment Risk.** To the extent the Fund invests a significant portion of its assets in securities of companies of a single country or region, it is more likely to be impacted by events or conditions affecting that country or region. Currently, the Fund invests a significant portion of its assets in companies incorporated and/or domiciled in India, Taiwan, and South Korea, although this may change from time to time.
- **Geopolitical Risk.** Some countries and regions in which the Fund invests have experienced security concerns, war, threats of war, aggression and/or conflict, terrorism, economic uncertainty, sanctions or the threat of sanctions, natural and environmental disasters, the spread of infectious illness, widespread disease or other public health issues and/or systemic market dislocations (including due to events outside of such countries or regions) that have led, and in the future may lead, to increased short-term market volatility and may have adverse long-term effects on the U.S. and world economies and markets generally, each of which may negatively impact the Fund's investments.

- **Index and Data Risk.** The Fund is not “actively” managed and seeks to track the price and yield performance, before fees and expenses, of the Index. The Index may not perform as intended. The Index provider has the right to make adjustments to the Index or to cease making the Index available without regard to the particular interests of the Fund or its shareholders. If the computers or other facilities of the Index provider, Index calculation agent, data providers and/or relevant stock exchange malfunction for any reason, calculation and dissemination of Index values may be delayed and trading in Fund shares may be suspended for a period of time. Errors in Index data, Index calculations and/or the construction of the Index may occur from time to time and may not be identified and/or corrected by the Index provider, Index calculation agent or other applicable party for a period of time or at all, which may have an adverse impact on the Fund and its shareholders. The potential risk of continuing error may be particularly heightened in the case of the Index, which is generally not used as a benchmark by other funds or managers.
- **Information Technology Sector Risk.** The Fund currently invests a significant portion of its assets in the information technology sector, and therefore, the Fund’s performance could be negatively impacted by events affecting this sector. The information technology sector includes, for example, internet, semiconductor, software, hardware, and technology equipment companies. This sector can be significantly affected by, among other things, the supply and demand for specific products and services, the pace of technological development, and government regulation.
- **Investment Style Risk.** The Fund invests in the securities included in, or representative of, the Index regardless of their investment merit. The Fund does not attempt to outperform the Index or take defensive positions in declining markets. As a result, the Fund’s performance may be adversely affected by a general decline in the market segments relating to the Index.
- **Issuer-Specific Risk.** Issuer-specific events, including changes in the actual or perceived financial condition of an issuer, can have a negative impact on the value of the Fund.
- **Large-Capitalization Investing Risk.** The Fund may invest in the securities of large-capitalization companies. As a result, the Fund’s performance may be adversely affected if securities of these companies underperform securities of smaller capitalization companies or the market as a whole. Large-capitalization companies may adapt more slowly to new competitive challenges and be subject to slower growth during times of economic expansion.
- **Mid-Capitalization Investing Risk.** The Fund invests in the securities of mid-capitalization companies. As a result, the Fund’s performance may be adversely affected if securities of these companies underperform securities of other capitalization ranges or the market as a whole. Securities of mid-capitalization companies are often less stable and more vulnerable to market volatility and adverse economic developments than securities of larger companies, but mid-capitalization companies may also underperform the securities of small-capitalization companies because medium capitalization companies are more mature and are subject to slower growth during economic expansion.
- **Non-Correlation Risk.** As with all index funds, the performance of the Fund and its Index may differ from each other for a variety of reasons. For example, the Fund incurs operating expenses and portfolio transaction costs, while also managing cash flows and potential operational inefficiencies, not incurred by its Index. In addition, when markets are volatile, the ability to sell securities at fair value prices may be adversely impacted and may result in additional trading costs and/or increase the Index tracking risk. The Fund’s use of sampling techniques may affect its ability to achieve close correlation with its Index.
- **Non-Diversification Risk.** The Fund is considered to be non-diversified, which means that it may invest more of its assets in the securities of a single issuer or a smaller number of issuers than if it were a diversified fund. To the extent the Fund invests a significant percentage of its assets in a limited number of issuers, the Fund is subject to the risks of investing in those few issuers, and may be more susceptible to a single adverse economic or regulatory occurrence. As a result, changes in the market value of a single security could cause greater fluctuations in the value of Fund shares than would occur in a diversified fund.

## Fund Performance

The Fund commenced operations on September 22, 2022, and therefore does not have performance history for a full calendar year. Once the Fund has completed a full calendar year of operations, a bar chart and table will be included that will provide some indication of the risks of investing in the Fund by showing the variability of the Fund’s return based on net assets and comparing the Fund’s performance to a broad measure of market

performance. Updated performance information for the Fund is available online on the Fund's website at [www.wisdomtree.com](http://www.wisdomtree.com).

## **Management**

### **Investment Adviser and Sub-Adviser**

WisdomTree Asset Management, Inc. ("WisdomTree Asset Management" or the "Adviser") serves as investment adviser to the Fund. Mellon Investments Corporation (the "Sub-Adviser") serves as sub-adviser to the Fund.

### **Portfolio Managers**

The Fund is managed by the Sub-Adviser's Equity Index Strategies Portfolio Management team. The individual members of the team jointly and primarily responsible for the day-to-day management of the Fund's portfolio are described below.

Marlene Walker-Smith, a Director, Head of Equity Index Portfolio Management, has been a portfolio manager of the Fund since its inception in September 2022.

David France, CFA, a Vice President, Senior Portfolio Manager and Team Manager, has been a portfolio manager of the Fund since its inception in September 2022.

Todd Frysinger, CFA, a Vice President, Senior Portfolio Manager and Team Manager, has been a portfolio manager of the Fund since its inception in September 2022.

Vlasta Sheremeta, CFA, a Vice President, Senior Portfolio Manager and Team Manager, has been a portfolio manager of the Fund since its inception in September 2022.

Michael Stoll, a Vice President, Senior Portfolio Manager and Team Manager, has been a portfolio manager of the Fund since its inception in September 2022.

### **Buying and Selling Fund Shares**

The Fund is an ETF. This means that individual shares of the Fund are listed on a national securities exchange, such as NYSE Arca, and may only be purchased and sold in the secondary market through a broker-dealer at market prices. Because Fund shares trade at market prices rather than NAV, shares may trade at a price greater than NAV (premium) or less than NAV (discount). In addition, an investor may incur costs attributable to the difference between the highest price a buyer is willing to pay to purchase shares (bid) and the lowest price a seller is willing to accept for shares (ask) when buying and selling shares in the secondary market (the "bid/ask spread"). Recent information regarding the Fund, including its NAV, market price, premiums and discounts, and bid/ask spreads, is available on the Fund's website at [www.wisdomtree.com](http://www.wisdomtree.com).

The Fund issues and redeems shares at NAV only in large blocks of shares ("Creation Units"), which only certain institutions or large investors (typically market makers or other broker-dealers) may purchase or redeem. The Fund issues and redeems Creation Units in exchange for a portfolio of securities and/or U.S. cash.

### **Tax Information**

The Fund intends to make distributions that may be taxed as ordinary income, qualified dividend income or capital gains.

### **Payments to Broker-Dealers and Other Financial Intermediaries**

If you purchase shares of the Fund through a broker-dealer or other financial intermediary (such as a bank) (an "Intermediary"), WisdomTree Asset Management or its affiliates may pay Intermediaries for certain activities related to the Fund, including participation in activities that are designed to make Intermediaries more knowledgeable about exchange traded products, including the Fund, or for other activities, such as marketing, educational training or other initiatives related to the sale or promotion of Fund shares. These payments may create a conflict of interest by influencing the Intermediary and your salesperson to recommend the Fund over another investment. Any such arrangements do not result in increased Fund expenses. Ask your salesperson or visit the Intermediary's website for more information.

## Additional Information About the Funds

### Additional Information About the Funds' Investment Objectives

The U.S. Efficient Core Fund, Emerging Markets Efficient Core Fund, International Efficient Core Fund (collectively, the "Capital Efficient Funds") International ESG Fund and Emerging Markets ESG Fund (together, the "ESG Funds") are actively-managed funds (collectively, the "Active Funds"). Each Fund, except the Active Funds, is a passively-managed fund (each, an "Index Fund" and, collectively, the "Index Funds") that seeks to track the price and yield performance, before fees and expenses, of an underlying index (each, an "Index"). Each Index Fund, except the Cloud Computing Fund, uses an Index developed by WisdomTree, Inc. (formerly, WisdomTree Investments, Inc.) ("WisdomTree"), the parent company of WisdomTree Asset Management, Inc. ("WisdomTree Asset Management" or the "Adviser"). Each such Index consists of securities in the market suggested by its name that meet specific criteria developed by WisdomTree. The Cloud Computing Fund seeks to track the price and yield performance, before fees and expenses, of the BVP Nasdaq Emerging Cloud Index, which is a product of Nasdaq, Inc.

Since each Fund's investment objective has been adopted as a non-fundamental investment policy, each Fund's investment objective may be changed without a vote of shareholders upon 60 days' written notice to shareholders.

### Additional Information About the Funds' Investment Strategies

*Index Funds.* Each Index Fund will normally invest at least 80% of its net assets, plus the amount of any borrowings for investment purposes, in the types of securities suggested by its name (*i.e.*, investments connoted by its Index), as applicable. Each Index Fund anticipates meeting this policy because, under normal circumstances, at least 80% of each Index Fund's total assets (exclusive of collateral held from securities lending) will be invested in component securities of its underlying Index and investments that have economic characteristics that are substantially identical to the economic characteristics of such component securities, such as TBA Transactions and depositary receipts based on component securities. WisdomTree Asset Management expects that, over time, the correlation between an Index Fund's performance and that of its Index, before fees and expenses, will be 95% or better. A number of factors may affect an Index Fund's ability to achieve a high degree of correlation with its Index, and there can be no guarantee that an Index Fund will achieve a high degree of correlation.

The quantity of holdings in an Index Fund, each of which generally uses a representative sampling strategy, will be based on a number of factors, including asset size of the Fund. In addition, from time to time, securities are added to or removed from an Index and consequently the attributes of an Index, such as sectors, industries or countries represented in an Index and weightings, may change. Each Index Fund may sell securities that are represented in an Index, or purchase securities that are not yet represented in an Index, in anticipation of their removal from or addition to an Index or to reflect various corporate actions or other changes to an Index. Further, each Index Fund may overweight or underweight securities in an Index, purchase or sell securities not in the Index, or utilize various combinations of other available techniques, in seeking to track an Index.

*Indices.* Each Index, except for the Cloud Computing Index and the Indices discussed below, is either (i) "fundamentally weighted" and differs from most traditional indexes in that the proportion, or "weighting," of the securities in each Index is based on a measure of fundamental value, such as dividends or volatility, or (ii) modified market capitalization weighted based on a combination of market cap and a correlation rank factor based on equity performance. Most traditional indexes and index funds weight their securities by looking simply at the market capitalization of such securities.

For each "Dividend Index" only regular dividends (*i.e.*, established or quarterly dividends as opposed to non-recurring or special dividends) are included in the determination of cash dividends or dividend yield.

The *WisdomTree BioRevolution Index* is comprised of global exchange-listed companies that are primarily involved in BioRevolution Activities. For instance, the following key sectors are used as guidelines to determine if a company is primarily involved in BioRevolution Activities that deploy advancements in biology and technology to understand, read, write and manipulate DNA:

- human health - the application of genetic technologies to prevent and treat disease, leading to significant enhancements to human health, wellbeing, and longevity (for example, gene therapies using biological data to screen and diagnose diseases and disorders and that enable more precise and beneficial interventions).
- consumer products - the applications of human genetic technologies to new classes of consumer products personalized for each individual (for example, direct to consumer genetic testing).

- agriculture and food - the transformation of agriculture, aquaculture, and food production, creating healthier and more sustainable models for feeding the growing global population (for example, cultured and genetically engineered foods that enable the growth of animal cells outside of the animal itself).
- materials, chemicals, and energy - biological re-engineering (the creations of materials by manipulating genetic code rather than extracting them from nature) used to produce an increasing percentage of the physical inputs needed for manufacturing (for example, biofuels).
- biological machines and interfaces - DNA as a storage solution (for example, encoding and decoding binary data to and from synthesized strands of DNA).

The *BVP Nasdaq Emerging Cloud Index* is an equal-dollar weighted index comprised of emerging public companies primarily involved in providing cloud computing software and services to their customers. As a result, each company in the Index has the same approximate weight, regardless of how large or small the company is. The Index is reconstituted and rebalanced semi-annually in February and August.

In order to be eligible for inclusion in the Index, the following criteria must be met:

- industry - an issuer must derive the majority of its revenues from business-oriented software products, as defined by BVP, which are both: (i) provided to customers through a cloud delivery model; and (ii) provided to customers through a cloud economic model.
- revenue growth - have a revenue growth rate of at least 15% for each of the last two full fiscal years, as determined by BVP, for new Index constituents and a revenue growth rate of at least 7% in at least one of the last two fiscal years, as determined by BVP, for existing Index constituents.
- security conditions - (i) be listed on the New York Stock Exchange, NYSE American, Nasdaq Stock Market or CBOE Exchange; (ii) have a minimum market capitalization of \$500 million; and (iii) have a minimum three month average daily trading volume of \$5 million.

The *WisdomTree Team8 Cybersecurity Index* is comprised of global exchange-listed companies that are primarily involved in cybersecurity activities. For instance, the following cybersecurity themes are used as guidelines to determine if a company is primarily involved in cybersecurity activities:

- privacy and digital trust - emerging privacy regulations and the growing awareness for user privacy will drive more investments in privacy-enhancing technologies and provide users with more control of their data. As a result, protecting data and allowing for safe collaborations will also grow in demand.
- cloud security - refers to a broad set of policies, controls, procedures and technologies that work together to protect cloud-based systems, data, and infrastructure. Since cloud usage is expected to grow, cloud security is vital and can be configured to the exact needs of the business.
- perimeter-less world - as data is moving and multiplying at a rapid pace across boundaries, platforms and applications, users have the ability to access data in a variety of ways and data very rarely stays within the secure perimeter of an enterprise anymore. With more and more sensitive data residing outside of the corporate perimeter, locating, securing and controlling this data presents a significant challenge. Businesses need to understand the risks to their data, keeping up to date with the constantly evolving threat landscape.
- security of internet devices - security focuses on protecting and safeguarding a wide array of internet-enabled devices that connect to each other on wireless networks.
- resilience and recovery - security is about more than prevention, detection and response; it is also about surviving attacks and continuing to offer services to customers while infrastructure and assets are degraded. Companies require technologies which enable business continuity, rapid recovery from damaging attacks, and ongoing re-evaluation of assets and capabilities.
- smart security - with a fast-growing pace of change in technology, companies are constantly dealing with security complexity and integration. Companies are also utilizing automation, data and artificial intelligence for smart security solutions.
- security development process - moving security to the earliest possible point in the development process, also known as “shift left” security, involves making changes in when, where and how to apply security best practices. Embedding security considerations early in the design and testing phases can reduce cybersecurity risk and cost.



Eligible companies are assigned a “focus score” based on the perceived degree of a company’s overall involvement across the number of cybersecurity development themes along which a company scores a “High Exposure”. Companies with high exposure to 3 or more themes receive a “Broad Focus” score. Companies with high exposure to 1 or 2 themes receive a “Narrow Focus” score. Companies without high exposure to a development theme receive a zero score.

Next, Index constituent weights are tilted based on a combination of a “growth score” based on their revenue growth rates as well as the above referenced “focus score”. Growth scores are calculated as the compound average annual revenue growth over the trailing three years. Companies with revenue growth rates of 20% or higher receive a “Growing Fast” score. Companies that are not in the Index with at least 7% revenue growth, or companies that are currently in the Index with revenue growth equal to or above 5% receive a “Growing” score. All other companies receive a zero growth score. “Broad Focus” and “Growing Fast” companies will receive a weighting factor of 1.33. “Narrow Focus” and “Growing” companies will receive a weighting factor of 0.75. All other selection companies will receive a weighting factor of 1.

The *WisdomTree Artificial Intelligence & Innovation Index* is comprised of global exchange-listed companies that are primarily involved in the theme of Artificial Intelligence and Innovation. The Index constituents are determined by an Index committee that looks at companies focusing on the following Artificial Intelligence Activities:

- software - Companies that provide artificial intelligence software to their clients to enable artificial intelligence and machine learning capabilities to be applied in the client domain (for example, software platforms and tools for natural language processing, speech recognition, robotics process automation, image processing, conversational bots and virtual assistants, and data science and analytics).
- semiconductors - Companies that produce semiconductors or semiconductor equipment and technology (for example, integrated circuits for efficient computation, memory devices for the necessary data storage and transfer, as well as equipment and technology for semiconductor manufacturing and yield optimization).
- other hardware - Companies that produce or develop hardware and technology essential for artificial intelligence applications that are not classified as semiconductors (for example, devices and technology for robotics, industrial automation, and autonomous driving).

The *WisdomTree Battery Value Chain and Innovation Index* is comprised of global exchange-listed companies that are primarily involved in Battery Value Chain Activities and Innovation. The following four categories are used as guidelines to determine if a company is primarily involved in Battery Value Chain Activities:

- raw materials - companies that focus on raw battery materials mining or extracting or processing chemicals related to electrochemical storage.
- manufacturing - companies that process battery materials or otherwise develop, build or manufacture battery cells, packs and/or components.
- enablers - companies that develop the battery building block components or provide complementary products or technologies, including raw materials recycling, grid and installation products or services, charging infrastructure, electric vehicles and consumer electronics and devices.
- emerging technologies - companies that use new battery storage technologies (*e.g.*, lithium air and hydrogen fuel cell) or develop new applications related to batteries or energy storage (*e.g.*, wireless charging).

The *WisdomTree Emerging Markets ex-China Index* is a modified float-adjusted market cap weighted index that consists of common stocks issued by Emerging Market Companies that meet the pre-screening universe criteria. For purposes of this Index, Emerging Market Companies do not include companies incorporated or domiciled (*i.e.*, maintain their principal place of business) in China. The Index also excludes common stocks of state-owned enterprises.

The *WisdomTree Team8 Cybersecurity Index* and *WisdomTree Emerging Markets ex-China Index* exclude companies based on ESG criteria. The ESG criteria seeks to exclude from each Index’s eligible investment universe companies that (i) do not comply with the United Nations Global Compact Principles related to human rights, labor, the environment and anti-corruption; (ii) are involved directly or through corporate ownership in the production and/or distribution of, or the provision of components/services for, core weapon systems, such as biological, chemical, cluster, nuclear or white phosphorous weapons or anti-personnel mines; (iii) are involved directly or through corporate ownership (10-50%) in the manufacturing or supply of tobacco products or derive more than 10% of their revenue from the distribution and/or retail sale of tobacco products; or (iv) are involved in the extraction of



thermal coal and/or electricity generation using thermal coal and derive more than 25% of their revenue from such activities. These percentage thresholds are subject to change in accordance with updates to the rules-based Index methodology.

The ESG criteria seeks to exclude companies from each Index that violate, or are at risk of violating, the following United Nations Global Compact Principles: (1) support and respect for the protection of international proclaimed human rights; (2) make sure the company is not complicit in human rights abuses; (3) uphold freedom of association and the effective recognition of the right to collective bargaining; (4) elimination of all forms of forced and compulsory labor; (5) effective abolition of child labor; (6) elimination of employment discrimination; (7) support a precautionary approach to environmental challenges; (8) undertake initiatives to promote greater environmental responsibility; (9) encourage the development and diffusion of environmentally friendly technologies; and (10) work against corruption in all its forms, including extortion and bribery.

*International Equity Funds and ESG Funds.* For U.S. investors, international equity investments include two components of return. The first is the return attributable to stock prices in the non-U.S. market or markets in which an investment is made. The second is the return attributable to the value of non-U.S. currencies in these markets relative to the U.S. dollar.

Funds designated as “International” generally invest in developed markets outside the United States. Funds designated as “Global” generally invest in developed and emerging markets throughout the world, including the United States and other regions.

*International Equity Funds.* The Dynamic Currency Hedged International Equity Fund and Dynamic Currency Hedged International SmallCap Equity Fund (together, the “International Equity Funds”) employ strategies to “hedge” against fluctuations in the relative value of non-U.S. currencies included in its underlying Index against the U.S. dollar. The International Equity Funds seek to track the performance of equity securities in foreign markets while dynamically hedging currency fluctuations in the relative value of applicable foreign currencies against the U.S. dollar using quantitative signals to determine hedge ratios on the foreign currencies. While currency hedging seeks to reduce or eliminate losses from currency, it can also reduce or eliminate gains from currency to the extent a currency hedge is applied at an inopportune time.

*International ESG Fund.* The Fund will normally invest at least 80% of its net assets, plus the amount of any borrowings for investment purposes, in non-U.S. equity securities. The Adviser considers non-U.S. securities to include investments that are tied economically to a particular country or region outside the United States. The Adviser considers one or more of the following factors to determine whether an investment is tied economically to a particular country or region: the source of government guarantees (if any); the primary trading market; the issuer’s domicile, country of incorporation, sources of revenue, and location of assets; whether the investment is included in an index representative of a particular country or region; and whether the investment is exposed to the economic fortunes and risks of a particular country or region.

*Emerging Markets ESG Fund.* The Fund will normally invest at least 80% of its net assets, plus the amount of any borrowings for investment purposes, in emerging markets securities. To be eligible for inclusion in the model for the Fund, a company must be either domiciled, incorporated, listed or have a high level of risk associated with at least one of the following 17 emerging market nations (Brazil, Chile, China, Czech Republic, Hungary, India, Indonesia, Korea, Malaysia, Mexico, the Philippines, Poland, Russia, Saudi Arabia, South Africa, Taiwan, Thailand, and Turkey) (with respect to China, the model may incorporate ADRs or Global Depositary Receipts (“GDRs”) and locally listed shares) (with respect to Russia, the Fund will own United States and London listed ADRs and GDRs).

*ESG Funds.* Each ESG Fund seeks to achieve its investment objective by investing in equity securities of companies that exhibit the highest potential for returns, as well as favorable ESG characteristics. The Adviser uses a multi-factor model-based approach to select equity securities meeting these criteria and to exclude securities of companies engaged in certain business activities determined to be inconsistent with favorable ESG characteristics. The model, in turn, uses a variety of data, including ESG-related data to be used for screening purposes provided by Sustainalytics and ESG Consensus Scores provided by OWL ESG.

OWL ESG, formerly OWL Analytics, was founded in 2012 and is located in Santa Monica, California. OWL ESG is an ESG data and analytics provider that works with institutional investors to integrate ESG into their investment solutions with the goal of delivering both positive financial and impactful outcomes. OWL ESG leverages machine learning and natural language processing to gather and aggregate ESG data from millions of sources. OWL ESG’s goal is to provide a diverse array of ESG data and analytic solutions including ESG

ratings, principals-based screens, ESG company scores, and hundreds of metrics and analytics, all based on a stronger foundation of data, optimized to increase objectivity.

Morningstar Sustainalytics, a Morningstar company, is a leading ESG and corporate governance research, ratings and analytics firm with over 30 years of ESG expertise that supports investors around the world with the development and implementation of innovative solutions that have enabled investors to identify, understand, and manage ESG-driven risks and opportunities. Sustainalytics has more than 800 research analysts that cover more than 20,000 companies across more than 172 countries and monitor more than 700,000 news items daily to help its clients make informed decisions that lead to a more just and sustainable global economy. Sustainalytics operates from 17 offices globally and is supported by more than 1,600 team members.

*Emerging Markets Efficient Core Fund.* The Fund will normally invest at least 80% of its net assets, plus the amount of any borrowings for investment purposes, in emerging markets securities. To be eligible for inclusion in the model for the Fund, a company must be either domiciled, incorporated, listed or have a high level of risk associated with at least one of the following 17 emerging market nations (Brazil, Chile, China, Czech Republic, Hungary, India, Indonesia, South Korea, Malaysia, Mexico, the Philippines, Poland, Russia, Saudi Arabia, South Africa, Taiwan, Thailand, and Turkey) (with respect to China, the model may incorporate American Depository Receipts (“ADRs”) or GDRs and locally listed shares) (with respect to Russia, the Fund will own United States and London listed ADRs and GDRs).

*International Efficient Core Fund.* The Fund invests in developed markets outside the United States and Canada. To be eligible for inclusion in the model for the Fund, a company must be incorporated in one of the 15 developed European countries (Austria, Belgium, Denmark, Finland, France, Germany, Ireland, Italy, Netherlands, Norway, Portugal, Spain, Sweden, Switzerland, or the United Kingdom), Israel, Japan, Australia, Hong Kong or Singapore. For U.S. investors, international equity investments include two components of return. The first is the return attributable to stock prices in the non-U.S. market or markets in which an investment is made. The second is the return attributable to the value of non-U.S. currencies in these markets relative to the U.S. dollar. The Adviser considers non-U.S. securities to include investments that are tied economically to a particular country or region outside the United States or Canada. The Adviser considers one or more of the following factors to determine whether an investment is tied economically to a particular country or region: the source of government guarantees (if any); the primary trading market; the issuer’s domicile, country of incorporation, sources of revenue, and location of assets; whether the investment is included in an index representative of a particular country or region; and whether the investment is exposed to the economic fortunes and risks of a particular country or region.

### **Non-Principal Information About the Funds’ Investment Strategies**

Each Index Fund may invest in other investments that the Fund believes will help it track its Index, including cash and cash equivalents, as well as in shares of other investment companies (including affiliated investment companies, such as ETFs), forward contracts, futures contracts, options on futures contracts, options and swaps.

Each Active Fund may invest in other investments that the Fund believes will help it achieve its investment objective, as well as in shares of other investment companies (including affiliated investment companies, such as ETFs).

**Temporary Defensive Strategies.** Each Active Fund’s investment process is heavily dependent on quantitative models which do not adjust to take temporary defensive positions. However, the Active Funds reserve the right to invest in U.S. government securities, money market instruments, and cash, without limitation, in response to adverse market, economic, political or other conditions. In the event that an Active Fund engages in temporary defensive strategies that are inconsistent with its investment strategies, the Active Fund’s ability to achieve its investment objective may be limited.

**Securities Lending.** Each Fund may lend its portfolio securities in an amount not to exceed one-third (33 1/3%) of the value of its total assets via a securities lending program through its securities lending agent, State Street Bank and Trust Company, to brokers, dealers and other financial institutions desiring to borrow securities to complete transactions and for other purposes. A securities lending program allows a Fund to receive a portion of the income generated by lending its securities and investing the respective collateral. A Fund will receive collateral for each loaned security which is at least equal to the market value of that security, marked to market each trading day. In the securities lending program, the borrower generally has the right to vote the loaned securities; however, a Fund may call loans to vote proxies if a material issue affecting the Fund’s economic interest in the investment is to be voted upon. Security loans may be terminated at any time by a Fund.

### **Additional Principal Risk Information About the Funds**

This section provides additional information regarding the principal risks described under “Principal Risks of Investing in the Fund” in the Fund Summaries. Risk information may not be applicable to each Fund. Please consult each Fund’s Summary sections to determine which risks are applicable to a particular Fund. Each of the factors below could have a negative impact on Fund performance and trading prices.

#### **Active Management Risk**

The Active Funds are actively managed using proprietary investment strategies and processes. Each Active Fund is subject to active management or security-selection risk and its performance therefore will reflect, in part, the ability of the Sub-Adviser to select investments and to make investment decisions that are suited to achieving a Fund’s investment objective. The Sub-Adviser’s assessment of a particular investment, company, sector or country and/or assessment of broader economic, financial or other macro views, may prove incorrect, including because of factors that were not adequately foreseen, and the selection of investments may not perform as well as expected when those investments were purchased or as well as the markets generally, resulting in Fund losses or underperformance. There can be no guarantee that these strategies and processes will produce the intended results and no guarantee that the Active Funds will achieve their investment objective or outperform other investment strategies over the short- or long-term market cycles. This risk is exacerbated when an investment or multiple investments made as a result of such decisions are significant relative to an Active Fund’s net assets.

#### **Battery Value Chain Activities Risk**

The Battery Value Chain and Innovation Fund invests in BESS companies, which include companies that capture electrical energy in chemical forms. BESS companies rely heavily on battery technology and are particularly vulnerable to market or economic factors such as rapid changes in traditional and alternative sources of energy, developments in battery and alternative energy technology, rapid obsolescence of products and services, raw material prices, the loss of patent, copyright and trademark protections, government regulation, subsidies and competition, both domestically and internationally, including competition from foreign competitors with lower production costs, evolving industry standards and frequent new product and service introductions. As regulations are developed and enforced, these companies could be required to alter or cease operations, pay fines, or agree to restrictions on their operations. Some of the materials used by these companies may involve hazardous components, and there can be risks associated with their production, handling, disposal, and litigation arising out of environmental contamination. These companies may also be smaller and less experienced companies, with limited product or service lines, markets, or financial resources and fewer experienced management or marketing personnel. Battery value chain company stocks have experienced extreme price and volume fluctuations in the past that have often been unrelated to their operating performance. In addition, securities in the Fund’s portfolio involved in the lithium-ion battery industry may be susceptible to fluctuations in the underlying commodities market. If lithium-ion technology is not suitable for widespread adoption, or sufficient demand for lithium-ion products does not develop or takes long periods of time to develop, the revenues of lithium-ion battery companies may decline. As a result of these risks, the Fund’s investments can be adversely affected and you may lose money on your investment in the Fund.

#### **Capital Controls and Sanctions Risk**

Economic conditions, such as volatile currency exchange rates and interest rates, political events, military action, such as the Russian invasion of Ukraine, and other conditions, may, without prior warning, lead to government intervention (including intervention by the U.S. government with respect to foreign governments, economic sectors, foreign companies and related securities and interests) and the imposition of capital controls and/or sanctions, which may also include retaliatory actions of one government against another government, such as seizure of assets. Capital controls and/or sanctions include the prohibition of, or restrictions on, the ability to own or transfer currency, securities or other assets, which may potentially include derivative instruments related thereto. Levies may be placed on profits repatriated by foreign entities (such as the Funds). Capital controls and/or sanctions may also impact the ability of a Fund to buy, sell, transfer, receive, deliver or otherwise obtain exposure to, foreign securities or currency, negatively impact the value and/or liquidity of such instruments, adversely affect the trading market and price for shares of a Fund, and cause a Fund to decline in value.

#### **Cash Redemption Risk**

When a Fund’s investment strategy requires it to redeem shares for cash or to otherwise include cash as part of its redemption proceeds, it may be required to sell or unwind portfolio investments in order to obtain the cash needed to distribute redemption proceeds. This may cause a Fund to recognize capital gains that it might not have recognized if it had made a redemption in-kind (*i.e.*, distribute securities as payment of redemption proceeds). As a

result, the Funds may pay out higher annual capital gain distributions than if the in-kind redemption process was used. In addition, to the extent redemptions are received when a Fund is unable to sell certain of its portfolio investments, either due to the closure of markets where such portfolio investments trade or otherwise, the Fund and its remaining investors will bear the risk associated with fluctuations in the value of such portfolio investments when they would otherwise not be required to do so, which could result in a disproportionate reduction in the Fund's NAV applicable to the Fund's remaining investors to the extent the value of such portfolio investments materially decreases prior to their ultimate sale. You should be aware that such reductions could potentially be extreme, to the extent the Fund experiences significant redemption requests during a period when it is unable to liquidate a material portion of its portfolio holdings.

In addition, transaction costs, including brokerage costs, will decrease a Fund's NAV to the extent not offset by the transaction fee payable by an Authorized Participant, and such decrease may be particularly significant in the event of material redemptions as a result of the Fund's need to sell or unwind investments to meet redemption requests, and could also adversely affect the Fund's trading price, bid/ask spreads, yield and total return and could lead to higher tracking error.

### **Cloud Computing Company Risk**

The Cloud Computing Fund invests in cloud computing companies, which are heavily dependent on the Internet and utilizing a distributed network of servers over the Internet. Cloud computing companies may have limited operating history, product lines, markets, financial resources or personnel and are subject to the risks of changes in business cycles, world economic growth, technological progress, and government regulation. These companies typically face intense competition and potentially rapid product obsolescence. Additionally, many cloud computing companies store sensitive consumer information and could be the target of cybersecurity attacks and other types of theft, which could have a negative impact on these companies and the Fund. Cloud computing companies can also be susceptible to security or other defects in technology or operations, application or system performance issues, unauthorized access or other leaking of proprietary information, non-compliance with existing policies and contractual obligations, loss of stored data, lack of business continuity or disaster recovery preparedness, service outages, and/or vendor unreliability, any or all of which could materially impact a company's share price. Securities of cloud computing companies tend to be more volatile than securities of companies that rely less heavily on technology and, specifically, on the Internet. Cloud computing companies can typically engage in significant amounts of spending on research and development, and rapid changes to the field could have a material adverse effect on a company's operating results.

### **Currency Exchange Rate Risk**

Changes in currency exchange rates and the relative value of non-U.S. currencies will affect the value of a Fund's investments and the value of a Fund's shares. Because each Fund's NAV is determined on the basis of U.S. dollars, the U.S. dollar value of your investment in a Fund may go down if the value of the local currency of the non-U.S. markets in which the Fund invests depreciates against the U.S. dollar. This is true even if the local currency value of securities in the Fund's holdings goes up. Conversely, the dollar value of your investment in the Fund may go up if the value of the local currency appreciates against the U.S. dollar.

The value of the U.S. dollar measured against other currencies is influenced by a variety of factors. These factors include interest rates, national debt levels and trade deficits, changes in balances of payments and trade, domestic and foreign interest and inflation rates, global or regional political, economic or financial events, monetary policies of governments, actual or potential government intervention, and global energy prices. Political instability, the possibility of government intervention and restrictive or opaque business and investment policies may also reduce the value of a country's currency. Government monetary policies and the buying or selling of currency by a country's government may also influence exchange rates. Currency exchange rates can be very volatile and can change quickly and unpredictably. As a result, the value of an investment in a Fund may change quickly, unpredictably, and without warning, and you may lose money.

*International Equity Funds Only:* Each of the Funds employs various strategies to minimize the impact of changes in the value of applicable currencies, such as the euro and the Japanese yen, against the U.S. dollar. Each of the Funds employs various strategies to attempt to limit losses when a foreign currency depreciates against the U.S. dollar while participating in gains when a foreign currency appreciates against the U.S. dollar. However, these strategies may not be successful. In addition, a Fund may not be fully hedged at all times or hedged to the extent indicated by any or all of its quantitative signals, as applicable, in order to minimize transaction costs or for other reasons.



## **Cybersecurity Risk**

The Funds and their service providers may be susceptible to operational and information security risks resulting from a breach in cybersecurity, including cyber-attacks. A breach in cybersecurity, intentional or unintentional, may adversely impact the Funds in many ways, including, but not limited to, disruption of a Fund's operational capacity, loss of proprietary information, theft or corruption of data maintained online or digitally, denial-of-service attacks on websites or network resources, and the unauthorized release of confidential information. Cyber-attacks affecting a Fund's third-party service providers, including the Adviser, Sub-Adviser, administrator, custodian, and transfer agent, may subject a Fund to many of the same risks associated with direct cybersecurity breaches and adversely impact the Fund. For instance, cyber-attacks may impact a Fund's ability to calculate its NAV, cause the release of confidential business information, impede trading, cause a Fund to incur additional compliance costs associated with corrective measures, subject a Fund to regulatory fines or other financial losses, and/or cause reputational damage to a Fund. Cybersecurity breaches of market makers, Authorized Participants, or the issuers of securities in which a Fund invests could also have material adverse consequences on a Fund's business operations and cause financial losses for a Fund and its shareholders. While the Funds and their service providers have established business continuity plans and risk management systems designed to address cybersecurity risks, prevent cyber-attacks and mitigate the impact of cybersecurity breaches, there are inherent limitations on such plans and systems. In addition, the Funds have no control over the cybersecurity protections put in place by their service providers or any other third parties whose operations may affect the Funds or their shareholders.

## **Derivatives Risk**

Derivatives are financial instruments that derive their performance from an underlying reference asset, such as a commodity, index, interest rate or currency exchange rate. Derivatives are subject to a number of risks described elsewhere in this Prospectus, such as leverage, interest rate risk, market risk and issuer-specific risk. They also involve the risk that changes in the value of the derivative may not correlate perfectly with the underlying asset, rate or index, or that the counterparty to a derivative contract might default on its obligations. Derivatives can be volatile and may be less liquid than other securities. As a result, the value of an investment in a Fund may change quickly and without warning, and you may lose money. Derivatives include forward currency contracts, futures contracts and swaps.

### **Forward Contracts**

A forward contract is a private, customizable agreement to buy or sell a specified security or instrument at a future date at a price set at the time of the contract. Forward contracts settle at the end of the agreement and trade over-the-counter. A forward currency contract is an agreement to buy or sell a specific currency at a future date at a price set at the time of the contract. A non-deliverable forward currency contract is a contract where there is no physical settlement of two currencies at maturity. Rather, based on the movement of the currencies, a net cash settlement will be made by one party to the other. The risks of forward contracts include, but are not limited to: (1) the success of the adviser's and sub-adviser's ability to predict movements in the prices of individual currencies or securities, fluctuations in markets and movements in interest rates; (2) an imperfect or no correlation between the changes in market value of the currencies or securities and the prices of such contracts; and (3) the risk that the counterparty will default on its obligations.

### **Futures Contracts**

A futures contract may generally be described as an agreement for the future sale by one party and the purchase by another of a specified security or instrument at a specified price and time. Futures contracts have standardized terms and trade on an exchange, where prices are settled on a daily basis until the end of the contract. A currency futures contract is a contract to exchange one currency for another at a specified date in the future at an agreed upon exchange rate. An interest rate futures contract is an agreement between a buyer and seller for the future delivery of an interest-bearing asset at a specified date in the future at an agreed upon exchange rate. The risks of futures contracts include, but are not limited to: (1) the success of the adviser's and sub-adviser's ability to predict movements in the prices of individual currencies or securities, fluctuations in markets and movements in interest rates; (2) an imperfect or no correlation between the changes in market value of the currencies or securities and the prices of futures contracts; and (3) there is no guarantee that an active market will exist for the contracts at any particular time.

### **Swaps**

A swap is an agreement between two parties to exchange the cash flows or values of one asset for another. A currency swap is an agreement between two parties to exchange one currency for another at a future rate. An interest rate swap typically involves the exchange of a floating interest rate payment for a fixed interest payment. A total return swap is an agreement between two parties in which one party agrees to make payments of the total return of a reference asset in return for payments equal to a rate of interest on another reference

asset. The risks of swaps include but are not limited to the potential to increase or decrease the overall volatility of the Fund's investments and its share price.

### **ESG Data Risk**

Currently, there is not a universally accepted ESG standard or standardized practices for generating ESG data and ratings. The lack of a uniform standard means that the factors and criteria processed to generate ESG data and the results of such ESG research processes generally will differ across ESG data providers. The evaluation of ESG factors is often subjective and the third-party ESG data providers used by the ESG Funds, currently, Sustainalytics and OWL ESG, may not identify or evaluate every relevant ESG factor with respect to every investment. As a result, the ESG Funds may invest in companies that do not reflect the beliefs or values of a particular investor and may not be deemed to exhibit positive or favorable ESG characteristics if different metrics or ESG rating agencies were used to evaluate them. ESG standards differ by region and industry, and a company's ESG practices or an ESG rating agency's assessment of a company's ESG practices may change over time. Moreover, because ESG considerations are still an emerging area of investment focus, ESG information and metrics can be difficult to obtain or not able to be obtained. The evaluation of ESG factors and implementation of ESG-related investment restrictions (e.g., screens) rely on the availability of timely, complete, and accurate ESG data reported by issuers and/or third-party research providers. A third-party ESG data provider's ability to evaluate and assess ESG factors is limited and/or compromised to the extent relevant data is unavailable or inaccurate. As a result of the foregoing, the ESG Funds may acquire and/or hold securities of issuers that do not have favorable ESG characteristics. The successful implementation of each ESG Fund's strategy is therefore dependent in large part on the ESG factors considered and research methodologies employed by its third-party ESG data providers. As such, the Adviser carefully selects its third-party ESG data providers, taking into consideration a provider's industry reputation and research methodologies, among other factors. However, due to the specialized resources necessary to obtain ESG-related information underlying or related to the ESG data provided by third-party ESG research firms, the Adviser does not undertake to, and does not, independently test or verify the factors used or data provided by such firms.

### **ESG Index Data Risk**

The Index of each of the Cloud Computing Fund, Cybersecurity Fund and the Emerging Markets ex-China Fund use ESG data provided by one or more third-party ESG research firms to exclude certain companies from the composition of the Index based on the ESG exclusionary criteria set forth in the description of the Fund's Principal Investment Strategies. Currently, the Index receives ESG data from Morningstar Sustainalytics. There is not a universally accepted ESG standard or standardized practices for generating ESG data. The lack of a uniform standard means that the factors and criteria processed to generate ESG data and the results of such ESG research processes generally will differ across ESG data providers. The evaluation of ESG factors is often subjective and the third-party ESG data providers used by the Index may not identify or evaluate every relevant ESG factor with respect to every Index constituent. As a result, the Index may include constituent companies that do not reflect the beliefs or values of a particular investor and may not be deemed to exhibit positive or favorable ESG characteristics if different metrics or ESG rating agencies were used to evaluate them. ESG standards differ by region and industry, and a company's ESG practices or an ESG rating agency's assessment of a company's ESG practices may change over time. Moreover, because ESG considerations are still an emerging area of investment focus, ESG information and metrics can be difficult to obtain or not able to be obtained. The evaluation of ESG factors and implementation of ESG-related investment restrictions (e.g., screens) rely on the availability of timely, complete, and accurate ESG data reported by issuers and/or third-party research providers. A third-party ESG data provider's ability to evaluate and assess ESG factors is limited and/or compromised to the extent relevant data is unavailable or inaccurate. As a result of the foregoing, the Index may, from time to time, include securities of companies that do not have favorable ESG characteristics. The successful implementation of the ESG component of the Index methodology is therefore dependent in large part on the ESG factors considered and research methodologies employed by the Index's third-party ESG data providers. As such, the Index Provider carefully selects its third-party ESG data providers, taking into consideration a data provider's industry reputation and research methodologies, among other factors. However, due to the specialized resources necessary to obtain ESG-related information underlying or related to the ESG data provided by third-party ESG research firms, the Index Provider does not undertake to, and does not, independently test or verify the factors used or data provided by such firms.

### **ESG Investing Risk**

Certain Funds' investment strategies limit the types and number of investment opportunities available to a Fund and, as a result, a Fund may underperform other funds that do not have an ESG focus. A Fund's ESG investment strategy may result in a Fund investing in securities or industry sectors that underperform the market as a whole or underperform other funds screened for ESG standards. In addition, companies selected for inclusion in a Fund



may not exhibit positive or favorable ESG characteristics at all times and may shift into and out of favor depending on market and economic conditions. There are different interpretations regarding what it means for a company to have positive or favorable ESG characteristics and the companies identified for inclusion in a Fund's portfolio could be viewed differently when considering different interpretations in addressing ESG matters. In addition, the company may not score positively or favorably with respect to all ESG characteristics.

### **Foreign Securities Risk**

Investments in non-U.S. securities and instruments involve political, regulatory, and economic risks that may not be present in U.S. securities. For example, investments in non-U.S. securities may be subject to risk of loss due to foreign currency fluctuations, political or economic instability, or geographic events that adversely impact issuers of foreign securities. There may be less information publicly available about a non-U.S. issuer than a U.S. issuer. Non-U.S. issuers may be subject to different accounting, auditing, financial reporting and investor protection standards than U.S. issuers. Investments in non-U.S. securities may be subject to withholding or other taxes and may be subject to additional trading, settlement, custodial, and operational risks. With respect to certain countries, there is the possibility of government intervention and expropriation or nationalization of assets. Because legal systems differ, there is also the possibility that it will be difficult to obtain or enforce legal judgments in certain countries. Since foreign exchanges may be open on days when a Fund does not price its shares, the value of the securities in a Fund's portfolio may change on days when shareholders will not be able to purchase or sell a Fund's shares. Conversely, Fund shares may trade on days when foreign exchanges are closed. Each of these factors can make investments in a Fund more volatile and potentially less liquid than other types of investments and may be heightened in connection with investments in developing or emerging market countries. Foreign securities also include ADRs, which are U.S. dollar-denominated receipts representing shares of foreign-based corporations. ADRs are issued by U.S. banks or trust companies and entitle the holder to all dividends and capital gains that are paid out on the underlying foreign shares. GDRs, which are similar to ADRs, represent shares of foreign-based corporations and are generally issued by international banks in one or more markets around the world. Investments in ADRs and GDRs may be less liquid and more volatile than underlying shares in their primary trading markets.

### **Geographic Investment Risk**

To the extent that a Fund invests a significant portion of its assets in the securities of companies of a single country or region, it is more likely to be impacted by events or conditions affecting that country or region. For example, political and economic conditions and changes in regulatory, tax, or economic policy in a country could significantly affect the market in that country and in surrounding or related countries and have a negative impact on the Fund's performance. Currency developments or restrictions, political and social instability, and changing economic conditions have resulted in significant market volatility.

### **Emerging Markets Risk**

Investments in securities and instruments traded in developing or emerging markets, or that provide exposure to such securities or markets, can involve additional risks relating to political, economic, or regulatory conditions not associated with investments in U.S. securities and instruments or investments in more developed international markets. For example, emerging markets may be subject to (i) greater market volatility, (ii) lower trading volume and liquidity, (iii) greater social, political and economic uncertainty, (iv) governmental controls on foreign investments, market manipulation concerns, and limitations on repatriation of invested capital, (v) lower disclosure, corporate governance, accounting, auditing, financial reporting and recordkeeping standards, (vi) fewer protections of property rights, (vii) limited investor rights and legal or practical remedies available to the Fund against portfolio companies, (viii) restrictions on the transfer of securities or currency or payment of dividends and (ix) settlement and trading practices that differ from U.S. markets. Each of these factors may impact a Fund's ability to buy, sell, transfer, receive, deliver or otherwise obtain exposure to, emerging market securities or currency, negatively impact the value and/or liquidity of such instruments, adversely affect the trading market and price for shares of the Fund and cause a Fund to decline in value. The volatility of emerging markets may be heightened by the actions (such as significant buying and selling) of a few major investors. For example, substantial increases or decreases in cash flows of funds investing in these markets could significantly affect local securities' prices and cause Fund share prices to decline. For these and other reasons, investments in emerging markets are often considered speculative.

### **Investments in Asia and the Pacific Region**

While certain economies in this region are exemplars of growth and development, others have been and continue to be subject, to some extent, to over-extension of credit, currency devaluations and restrictions, high unemployment, high inflation, decreased exports, and economic recessions. Each of these factors may impact

the ability of a Fund to buy, sell or otherwise transfer securities, adversely affect the trading market and price for Fund shares and cause Fund shares to decline in value.

### **Investments in China**

Although the Chinese economy has grown rapidly during recent years and the Chinese government has implemented significant economic reforms to liberalize trade policy, promote foreign investment, and reduce government control of the economy, there can be no guarantee that economic growth or these reforms will continue. Economic liberalization in China may also result in disparities of wealth that lead to social disorder, including violence and labor unrest. The Chinese economy may also experience slower growth if global or domestic demand for Chinese goods decreases significantly and/or key trading partners apply trade tariffs or implement other protectionist measures. The Chinese economy is also susceptible to rising rates of inflation, economic recession, market inefficiency, volatility, and pricing anomalies that may be connected to governmental influence, a lack of publicly-available information and/or political and social instability. Strained relationships with neighboring countries, including any military conflicts in response to such confrontations, may negatively impact China's economic development and destabilize the region. The government of China maintains strict currency controls in order to achieve economic, trade and political objectives and regularly intervenes in the currency market. The Chinese government places strict regulation on the Renminbi and Hong Kong dollar and manages the Renminbi and Hong Kong dollar so that they have historically traded in a tight range relative to the U.S. dollar. The Chinese government has been under pressure to manage the currency in a less restrictive fashion so that it is less correlated to the U.S. dollar. It is expected that such action would increase the value of the Renminbi and the Hong Kong dollar relative to the U.S. dollar. Of course, there can be no guarantee that this will occur, or that the Renminbi or the Hong Kong dollar will move in relation to the U.S. dollar as expected. The Chinese government also plays a major role in the country's economic policies regarding foreign investments. Foreign investors are subject to the risk of loss from expropriation or nationalization of their investment assets and property, governmental restrictions on foreign investments and the repatriation of capital invested.

The Chinese government exercises control over and exhibits regulatory interest in certain sectors and industries (*e.g.*, financial services, telecommunications, technology and education). Significant regulation of investment with respect to such sectors and industries is still pervasive, including restrictions on investment in companies deemed to be sensitive to particular national interests, trading of securities of Chinese issuers, foreign ownership of Chinese corporations and/or the repatriation of assets by foreign investors. Governmental restrictions on foreign ownership of securities may have adverse effects on the liquidity and performance of certain of the Fund's portfolio holdings and could lead to greater tracking error. Similarly, government intervention in the operations and structure of companies permitting direct or indirect investment by foreign investors, such as the Fund, may negatively affect the value of the Fund's investments. The Fund expects to invest, at times to a significant extent, in variable interest entity ("VIE") structures. VIE structures can vary, but generally consist of a U.S.-listed company with contractual arrangements, through one or more wholly-owned special purpose vehicles, with a Chinese company that ultimately provides the U.S.-listed company with contractual rights to exercise control over and obtain economic benefits from the Chinese company. Although the U.S.-listed company in a VIE structure has no equity ownership in the underlying Chinese company, the VIE contractual arrangements permit the VIE to consolidate its financial statements with those of the underlying Chinese company. Intervention by the Chinese government with respect to a VIE could significantly and adversely affect the Chinese company's performance and thus, the value of the Fund's investment in the VIE, as well as the enforceability of the VIE's contractual arrangements with the Chinese company. In the event of such an occurrence, the Fund, as a foreign investor, may have little or no legal recourse.

Chinese securities markets and the activities of investors, brokers and other participants are subject to less regulation and monitoring than in the U.S. Accordingly, issuers of securities in China, including Chinese companies that are listed on U.S. exchanges, are not subject to the same degree of regulation as are U.S. issuers with respect to such matters as insider trading rules, tender offer regulation, accounting standards or auditor oversight, stockholder proxy requirements and the requirements mandating timely and accurate disclosure of information. The Chinese government has taken positions that prevent the U.S. Public Company Accounting Oversight Board ("PCAOB") from inspecting the audit work and practices of accounting firms in mainland China and Hong Kong for compliance with U.S. law and professional standards. Audits performed by PCAOB-registered accounting firms in mainland China and Hong Kong may be less reliable than those performed by firms subject to PCAOB inspection. Accordingly, information about the Chinese securities in which the Fund invests may be less reliable or incomplete. Under amendments to the Sarbanes-Oxley Act of

2002 enacted in December 2020, which requires that the PCAOB be permitted to inspect the accounting firm of a U.S.-listed Chinese issuer, Chinese companies with securities listed on U.S. exchanges may be delisted if the PCAOB is unable to inspect the accounting firm. These conditions may create significant obstacles to obtaining information necessary for investigations into or litigation against Chinese companies, and shareholders, such as the Fund, may have limited legal remedies. China's authoritarian government has also used force in the past to suppress civil dissent, and China's foreign and domestic policies remain in conflict with those of Hong Kong as well as nationalist and religious groups in Xinjiang and Tibet. These and other factors could have a negative impact on the Chinese economy as a whole.

### **Investments in India**

Political and economic conditions and changes in regulatory, tax, or economic policy in India could significantly affect the market in India and in surrounding or related countries and could have a negative impact on Funds that invest in India. The Indian economy may differ favorably or unfavorably from the U.S. economy in such respects as the rate of growth of gross domestic product, the rate of inflation, capital reinvestment, resource self-sufficiency and balance of payments position. The Indian government has exercised and continues to exercise significant influence over many aspects of the economy, and the number of public sector enterprises in India is substantial. Accordingly, Indian government actions in the future could have a significant effect on the Indian economy.

With the exception of the economic downturn in 2020, over the last several years, the Indian economy has experienced generally sustained growth. There are no guarantees this will continue. While the Indian government has implemented economic structural reforms with the objective of liberalizing India's exchange and trade policies, reducing the fiscal deficit, controlling inflation, promoting a sound monetary policy, reforming the financials sector, and placing greater reliance on market mechanisms to direct economic activity, there can be no assurance that these policies will continue or that the economic recovery will be sustained. Religious and border disputes persist in India. In addition, India has experienced civil unrest and hostilities with neighboring countries such as Pakistan. The Indian government has confronted separatist movements in several Indian states. Investment and repatriation restrictions and tax laws in India may impact the ability of a Fund to track its index.

### **Investments in Japan**

Economic growth in Japan is heavily dependent on international trade, government support, and consistent government policy supporting its export market. Slowdowns in the economies of key trading partners such as the United States, China and countries in Southeast Asia could have a negative impact on the Japanese economy as a whole. Trade tariffs and other protectionist measures could also have an adverse impact on the Japanese export market. The Japanese economy has in the past been negatively affected by, among other factors, government intervention and protectionism and an unstable financial services sector. While the Japanese economy has recently emerged from a prolonged economic downturn, some of these factors, as well as other adverse political developments, increases in government debt, changes to fiscal, monetary or trade policies, escalating political tension in the region, or other events, such as natural disasters, could have a negative impact on Japanese securities.

### **Investments in South Korea**

The economy of South Korea is heavily dependent on exports and the demand for certain finished goods. South Korea's main industries include electronics, automobile production, chemicals, shipbuilding, steel, textiles, clothing, footwear, and food processing. Conditions that weaken demand for such products worldwide or in other Asian countries could have a negative impact on the Korean economy as a whole. The Korean economy's reliance on international trade makes it highly sensitive to fluctuations in international commodity prices, currency exchange rates and government regulation, and vulnerable to downturns of the world economy, particularly with respect to its four largest export markets (the EU, Japan, United States, and China). South Korea experienced modest economic growth during the years that led up to 2020, and South Korea has experienced an acceleration in economic growth in 2021, but such continued growth may slow due, in part, to the slower economic growth in China and the increased competitive advantage of Japanese exports with the weakened yen. Relations with North Korea could also have a significant impact on the economy of South Korea. Relations between South Korea and North Korea remain tense, as exemplified by periodic acts or threats of hostility, and the possibility of serious military engagement still exists. These and other factors could have a negative impact on a Fund's performance.

### **Investments in Taiwan**

The economy of Taiwan is heavily dependent on exports. Currency fluctuations, increasing competition from Asia's other emerging economies, and conditions that weaken demand for Taiwan's export products worldwide

could have a negative impact on the Taiwanese economy as a whole. Concerns over Taiwan's history of political contention and its current relationship with China may also have a significant impact on the economy of Taiwan.

### **Investments in Europe**

Most developed countries in Western Europe are members of the European Union ("EU"), many are also members of the European Economic and Monetary Union ("EMU"), and most EMU members are part of the euro zone, a group of EMU countries that share the euro as their common currency. Members of the EMU must comply with restrictions on inflation rates, deficits, debt levels, and fiscal and monetary controls. The implementation of any of these EMU restrictions or controls, as well as any of the following events in Europe, may have a significant impact on the economies of some or all European countries: (i) the default or threat of default by an EU member country on its sovereign debt, (ii) economic recession in an EU member country, (iii) changes in EU or governmental regulations on trade, (iv) substantial changes in currency exchange rates of the euro, the British pound, and other European currencies, (v) significant changes in the supply and demand for European imports or exports, and (vi) high unemployment rates.

Effective January 1, 2021, the United Kingdom left the EU single market and customs union ("Brexit") under the terms of a new trade agreement. The trade agreement governs the relationship between the United Kingdom and EU with respect to trading goods and services, but critical aspects of the relationship remain unresolved and subject to further negotiation and agreement. Brexit may also impact markets of the United Kingdom and the EU, as well as global markets, should it lead to the creation of divergent national laws and regulations that produce new legal regimes and unpredictable tax consequences. As a result of the uncertain consequences of Brexit, the economies of the United Kingdom and Europe as well as the broader global economy could be significantly impacted, which may result in increased volatility and illiquidity, and potentially lower economic growth on markets in the United Kingdom, Europe and globally. Any or all of these consequences could potentially have an adverse effect on the value of the Fund's investments.

In addition, the extent and duration of Russia's military invasion of Ukraine, initiated in February 2022, and the broad-ranging economic sanctions levied against Russia by the United States, the European Union, the United Kingdom, and other countries, including counter sanctions and other retaliatory actions levied by Russia, are impossible to predict, but these events could have a significant adverse impact on Europe's overall economy. Further, an escalation of the military conflict beyond Ukraine's borders could result in significant, long-lasting damage to the economies of Eastern and Western Europe as well as the global economy. These and any related events could significantly and adversely affect a Fund's performance and the value of an investment in such Fund, even in the absence of direct exposure to Russian issuers or issuers in other countries affected by the invasion.

### **Geopolitical Risk**

Some countries and regions in which the Fund invests have experienced security concerns, war, threats of war, aggression and/or conflict, terrorism, economic uncertainty, sanctions or the threat of sanctions, natural and environmental disasters, the spread of infectious illness, widespread disease or other public health issues and/or systemic market dislocations (including due to events outside of such countries or regions) that have led, and in the future may lead, to increased short-term market volatility and may have adverse long-term effects on the U.S. and world economies and markets generally. Such geopolitical and other events may also disrupt securities markets and, during such market disruptions, a Fund's exposure to the other risks described herein will likely increase. For example, a market disruption may adversely affect the orderly functioning of the securities markets. Each of the foregoing may negatively impact the Fund's investments.

### **Hedging Risk**

Derivatives used by the International Equity Funds to offset their exposure to foreign currencies represented in each of their Indexes may not perform as intended. When a derivative is used as a hedge against a position that a Fund holds, any loss generated by the derivative generally should be substantially offset by gains on the hedged investment, and vice versa. While hedging can reduce or eliminate losses, it can also reduce or eliminate gains. Hedges are sometimes subject to imperfect matching between the hedging transaction and the risk sought to be hedged. Since the derivatives used by a Fund to offset foreign currency exposure are generally reset on a monthly basis, currency risk can develop intra-month. There can be no assurance that a Fund's hedging transactions will be effective. Each Fund does not attempt to mitigate other factors which may have a greater impact on the Fund's equity holdings and its performance than currency exposure. The value of an investment in a Fund could be significantly and negatively impacted if foreign currencies appreciate at the same time that the value of the Fund's



equity holdings fall or securities shorted by a Fund appreciate at the same time that the Fund's long positions decrease in value.

### **High Yield Securities Risk**

The U.S. High Yield Corporate Bond Fund invests in high yield securities. Investing in these securities involves special risks in addition to the risks associated with investments in higher-rated fixed income securities. While offering a greater potential for capital appreciation and higher yields, high yield securities typically entail higher price volatility and may be less liquid than securities with higher ratings. High yield securities may be regarded as predominantly speculative with respect to the issuer's continuing ability to meet principal and interest payments. Issuers of securities in default may fail to resume principal or interest payments, in which case the Fund may lose its entire investment.

### **Index and Data Risk**

The Index Funds that employ a "passive management" – or indexing – investment approach seek to track the price and yield performance, before fees and expenses, of the applicable Index. An Index may not perform as intended. The Index provider has the right to make adjustments to the Indexes or to cease making the Indexes available without regard to the particular interests of the Funds or the Funds' shareholders. While the Index provider provides a rules-based methodology that describes what each Index is designed to achieve within a particular set of rules, neither the Index provider, its agents nor data providers provide any warranty or accept any liability in relation to the quality, accuracy or completeness of the applicable Index, its calculation, valuation or its related data, and they do not guarantee that the applicable Index will be in line with the Index provider's methodology, regardless of whether or not the Index provider is affiliated with the Adviser. The composition of the Index is dependent on data from one or more third parties and/or the application of such data within the rules of the Index methodology, which may be based on assumptions or estimates. If the computers or other facilities of the Index provider, Index calculation agent, data providers and/or relevant stock exchange malfunction for any reason, calculation and dissemination of Index values may be delayed and trading in Fund shares may be suspended for a period of time. Errors in Index data, Index computations and/or the construction of the Indexes may occur from time to time and may not be identified and/or corrected by the Index provider, Index calculation agent or other applicable party for a period of time or at all, which may have an adverse impact on the Funds and their shareholders. The potential risk of continuing error may be particularly heightened in the case of the Indexes, which are generally not used as benchmarks by other funds or managers. Any of the foregoing may lead to the inclusion of securities in an Index, exclusion of securities from an Index or the weighting of securities in an Index that would have been different had data or other information been correct or complete, which may lead to a different investment outcome than would have been the case had such events not occurred. The Adviser, through a Sub-Adviser, seeks to manage each Fund to correspond to the applicable Index provided by the Index provider. Consequently, losses or costs associated with an Index's errors or other risks described above will generally be borne by the Funds and their shareholders and neither the Adviser nor its affiliates or agents make any representations or warranties regarding the foregoing.

### **Innovation Risk**

The Artificial Intelligence and Innovation Fund and Battery Value Chain and Innovation Fund invest in companies that are capitalizing on innovation and developing technologies to displace older technologies or create new markets may not be successful. Companies that initially develop novel technologies may not be able to, or may not continue to, capitalize on these technologies. These companies may face political or legal challenges from competitors, industry groups or local and national governments. A Fund may invest in a company that does not currently derive any revenue from innovation or developing technologies, and there is no assurance that a company will derive any revenue from innovation or developing technologies in the future.

### **Interest Rate Risk**

The market value of fixed income securities, and financial instruments related to fixed income securities, will change in response to changes in interest rates and may change in response to other factors, such as perception of an issuer's creditworthiness. As interest rates rise, the value of certain fixed income securities is likely to decrease. Similarly, if interest rates decline, the value of fixed income securities is likely to increase. While securities with longer maturities tend to produce higher yields, the prices of longer maturity securities tend to be more sensitive to changes in interest rates and thus subject to greater volatility than securities with shorter maturities. The "average portfolio maturity" of a Fund is the average of all the current maturities of the individual securities in the Fund's portfolio. Average portfolio maturity is important to investors as an indication of the Fund's sensitivity to changes in interest rates. Funds with longer portfolio maturities generally are subject to greater interest rate risk.

**Investment Risk**

As with all investments, an investment in a Fund is subject to loss. Investors in a Fund could lose money, including the possible loss of the entire principal amount of an investment, over short or long periods of time. An investment in a Fund is not a bank deposit and it is not insured or guaranteed by the Federal Deposit Insurance Corporation or any other government agency.

**Investment Style Risk**

Each Index Fund invests in the securities included in, or representative of, its Index regardless of their investment merit. The Index Funds do not attempt to outperform their Indexes or take defensive positions in declining markets. As a result, each Index Fund's performance may be adversely affected by a general decline in the market segments relating to its Index. The returns from the types of securities in which a Fund invests may underperform returns from the various general securities markets or different asset classes. This may cause a Fund to underperform other investment vehicles that invest in different asset classes. Different types of securities (for example, large-, mid- and small-capitalization stocks) tend to go through cycles of doing better – or worse – than the general securities markets. In the past, these periods have lasted for as long as several years.

**Dividend Paying Securities Risk**

Securities that pay dividends, as a group, may be out of favor with the market and underperform the overall equity market or stocks of companies that do not pay dividends. In addition, changes in the dividend policies of the companies held by a Fund (which may be due to forces outside of a company's control, such as political, social or other pressures) or the capital resources available for such company's dividend payments may adversely affect the Fund. In the event a company reduces or eliminates its dividend, a Fund may not only lose the dividend payout but the stock price of the company may also fall.

**Growth Investing Risk**

Growth stocks, as a group, may be out of favor with the market and underperform value stocks or the overall equity market. Growth stocks generally are priced higher than non-growth stocks, in relation to the issuer's earnings and other measures, because investors believe they have greater growth potential, but there is no guarantee that their growth potential will be realized. Growth stocks are generally more sensitive to market movements than other types of stocks primarily because their prices are based heavily on future expectations. If investors believe an issuing company's future earnings expectations will not be met, growth stock prices can decline rapidly and significantly. An investment in growth stocks may also be susceptible to rapid price swings during periods of economic uncertainty.

**Issuer Credit Risk**

The financial condition of an issuer of a debt security or other instrument may cause such issuer to default, become unable to pay interest or principal due on the security, or otherwise fail to honor its obligations or cause such issuer to be perceived (whether by market participants, rating agencies, pricing services or otherwise) as being in such situations. The Funds cannot collect interest and principal payments on a security if the issuer defaults. Recent events in the financials sector have resulted in increased concerns about credit risk and exposure. Well-known financial institutions have experienced significant liquidity and other problems and have defaulted on their debt. The degree of credit risk for a particular debt security or other issuer may be reflected in its credit rating. A credit rating is a measure of a bond issuer's ability to make timely payments of interest and principal. Rating agencies (such as Moody's Investors Service, Inc., Standard & Poor's Corporation, or Fitch) assign letter designations typically ranging from AAA to A- (lower default risk) through CCC to C (higher default risk) or D (in default). A credit rating of BBB- or higher generally is considered "investment grade." Credit ratings are subjective, do not remove market risk, and represent the opinions of the rating agencies as to the quality of the securities they rate. Credit ratings can change quickly and may not accurately reflect the risk of an issuer. Generally, investment risk and price volatility increase as the credit rating of a security declines. The value of an investment in the Funds may change quickly and without warning in response to issuer defaults and changes in the credit ratings of the Funds' portfolio investments.

**Issuer-Specific Risk**

Changes in the actual or perceived financial condition of an issuer or counterparty, changes in specific economic or political conditions that affect a particular type of security or issuer, and changes in general economic or political conditions can affect a security's or instrument's value. The value of securities of smaller, less well-known issuers can be more volatile than that of larger issuers. Issuer-specific events can have a negative impact on the value of a Fund.



## **Leveraging Risk**

Certain transactions of the Capital Efficient Funds, such as the use of derivative instruments, will give rise to leverage, magnifying gains and losses and causing these Funds to be more volatile than if they had not been leveraged. This means that leverage entails a heightened risk of loss.

## **Market Capitalization Risk**

### **Large-Capitalization Investing**

The securities of large-capitalization companies may underperform securities of smaller companies or the market as a whole. The securities of large-capitalization companies may be relatively mature compared to smaller companies and therefore subject to slower growth during times of economic expansion. Large-capitalization companies may also be unable to respond quickly to new competitive challenges, such as changes in technology and consumer tastes.

### **Mid-Capitalization Investing**

The securities of mid-capitalization companies may be more vulnerable to adverse issuer, market, political, or economic developments than securities of large-capitalization companies, but mid-capitalization companies may also underperform the securities of small-capitalization companies because medium capitalization companies are more mature and are subject to slower growth during economic expansion. The securities of mid-capitalization companies generally trade in lower volumes and are subject to greater and more unpredictable price changes than large capitalization stocks or the stock market as a whole. Some medium capitalization companies have limited product lines, markets, financial resources, and management personnel and tend to concentrate on fewer geographical markets relative to large-capitalization companies.

### **Small-Capitalization Investing**

The securities of small-capitalization companies may be more vulnerable to adverse issuer, market, political, or economic developments than securities of larger-capitalization companies. The securities of small-capitalization companies generally trade in lower volumes and are subject to greater and more unpredictable price changes than larger capitalization stocks or the stock market as a whole. Some small capitalization companies have limited product lines, markets, and financial and managerial resources and tend to concentrate on fewer geographical markets relative to larger capitalization companies. There is typically less publicly available information concerning smaller-capitalization companies than for larger, more established companies. Small-capitalization companies also may be particularly sensitive to changes in interest rates, government regulation, borrowing costs and earnings.

## **Market Risk**

The trading prices of equity securities, fixed income securities, and other instruments fluctuate in response to a variety of factors. These factors include events impacting the entire market or specific market segments, such as political, market and economic developments, including, but not limited to, changes in interest rates, government regulation, and the outlook for economic growth or recession, as well as events that impact specific issuers, such as changes to an issuer's actual or perceived creditworthiness. A Fund's NAV and market price, like security and commodity prices generally, may fluctuate significantly in response to these and other factors. As a result, an investor could lose money over short or long periods of time.

### **Recent Events**

The respiratory illness COVID-19 has spread globally for over two years, resulting in a global pandemic and major disruption to economies and markets around the world, including the United States. During this time, financial markets have experienced extreme volatility and severe losses, and trading in many instruments has been disrupted or suspended. Liquidity for many instruments has been greatly reduced for periods of time. Some interest rates are very low and in some cases yields are negative. Some sectors of the economy and individual issuers have experienced particularly large losses. Governments and central banks, including the Federal Reserve in the U.S., have taken extraordinary and unprecedented actions to support local and global economies and the financial markets. The impact of these measures, and whether they will be effective to mitigate the economic and market disruption, will not be known for some time. In recent months, however, the rapid COVID-19 vaccination rollout in the United States and certain other developed countries, coupled with the passage of stimulus programs in the U.S. and abroad, have resulted in the re-opening of businesses, a reduction in quarantine and masking requirements, increased consumer demand, and the resumption of in-person schooling, travel and events. As a result, many global economies, including the U.S. economy, have either re-opened fully or decreased significantly the number of public safety measures in place that are designed to mitigate virus transmission. Despite these positive trends, the prevalence of new COVID-19

variants, a failure to achieve herd immunity, or other unforeseen circumstances may result in the continued spread of the virus throughout unvaccinated populations or a resurgence in infections among vaccinated individuals. As a result, it remains unclear if recent positive trends will continue in developed markets and whether such trends will spread world-wide to countries with limited access to effective vaccines that are still experiencing rising COVID-19 hospitalizations and deaths.

### **Models and Data Risk**

The Active Funds are actively managed based upon the Adviser's quantitative model, which is heavily dependent on data from one or more third parties and may not perform as intended. If the computers or other facilities of the data providers malfunction for any reason, model calculation and dissemination may be delayed, and trading of Fund shares may be suspended for a period of time. Errors in the model data, calculations and/or the construction of the model may occur from time to time and may not be identified and/or corrected by the Adviser or other applicable party for a period of time or at all, which may have an adverse impact on a Fund and its shareholders. The potential risk of continuing error may be particularly heightened in the case of the model, which will likely not be used by other funds or managers.

### **Non-Correlation Risk**

As with all index funds, the performance of an Index Fund and its Index may vary somewhat for a variety of reasons. For example, each Index Fund incurs operating expenses and portfolio transaction costs, while also managing cash flows and potential operational inefficiencies, not incurred by its Index. In addition, an Index Fund may not be fully invested in the securities of its Index at all times or may hold securities not included in its Index or may be subject to pricing differences, differences in the timing of dividend accruals, tax gains or losses, currency convertibility and repatriation, operational inefficiencies and the need to meet various new or existing regulatory requirements. For example, it may take several business days for additions and deletions to an Index to be reflected in the portfolio composition of an Index Fund. The use of sampling techniques may affect an Index Fund's ability to achieve close correlation with its Index. By using a representative sampling strategy, an Index Fund generally can be expected to have a greater non-correlation risk and this risk may be heightened during times of market volatility or other unusual market conditions. In addition, when markets are volatile, the ability to sell securities at fair value prices may be adversely impacted and may result in additional trading costs and/or increase the Index tracking risk.

### **Non-Diversification Risk**

Each Fund is considered to be non-diversified. This means that each Fund may invest more of its assets in the securities of a single issuer or a smaller number of issuers than if it was a diversified fund. As a result, a Fund may be more exposed to the risks associated with and developments affecting an individual issuer or a smaller number of issuers than a fund that invests more widely. This may increase a Fund's volatility and cause the performance of a relatively smaller number of issuers to have a greater impact on a Fund's performance. However, each Fund intends to satisfy the asset diversification requirements under Subchapter M of the Internal Revenue Code of 1986, as amended (the "Internal Revenue Code") for qualification as a regulated investment company ("RIC"). See the "Taxes – Qualification as a Regulated Investment Company" section of the Statement of Additional Information ("SAI") for detail regarding the asset diversification requirements.

### **Portfolio Turnover Risk**

The ESG Funds' and Emerging Markets Efficient Core Fund's investment strategies may result in high portfolio turnover rates for those Funds. High portfolio turnover would result in correspondingly greater transaction expenses and may result in the distribution to shareholders of additional capital gains for tax purposes. These factors may negatively affect a Fund's performance.

### **Repurchase Agreement Risk**

A repurchase agreement is a transaction in which a Fund purchases securities or other obligations from a bank or securities dealer and simultaneously commits to resell them to a counterparty at an agreed-upon date or upon demand and at a price reflecting a market rate of interest unrelated to the coupon rate or maturity of the purchased obligations. Investments in repurchase agreements may be subject to market and credit risk with respect to the collateral securing the repurchase agreements. Investments in repurchase agreements also may be subject to the risk that the market value of the underlying obligations may decline prior to the expiration of the repurchase agreement term.

### **Risk of Investing in Artificial Intelligence Activities**

The Artificial Intelligence and Innovation Fund invests in companies engaged in Artificial Intelligence Activities. These companies may have limited product lines, markets, financial resources or personnel. These companies typically face intense competition and potentially rapid product obsolescence. These companies are also heavily dependent on intellectual property rights and may be adversely affected by loss or impairment of those rights. There can be no assurance these companies will be able to successfully protect their intellectual property, or that competitors will not develop technology that is substantially similar or superior to such companies' technology. Companies engaged in Artificial Intelligence Activities typically invest significant amounts of spending on research and development, and there is no guarantee that the products or services produced by these companies will be successful. Companies that engage in Artificial Intelligence Activities are also potential targets for cyberattacks, which can adversely affect performance of these companies. These companies also tend to be more volatile than companies that do not rely heavily on technology. Companies engaged in Artificial Intelligence Activities could face increasing regulatory scrutiny in the future, which may limit the development of this technology and impede the growth of companies that develop and/or utilize this technology. Similarly, the collection of data from consumers and other sources could face increased scrutiny as regulators consider how the data is collected, stored, safeguarded and used. There is also the risk of trade agreements between countries that develop these technologies and countries in which customers of these technologies are based. Lack of resolution or potential imposition of trade tariffs may hinder on the companies' ability to successfully deploy their inventories. The customers and/or suppliers of companies engaged in Artificial Intelligence Activities may be concentrated in a particular country, region or industry. Any adverse event affecting one of these countries, regions or industries could have a negative impact on performance.

### **Risk of Investing in BioRevolution Activities**

The BioRevolution Fund invests in companies engaged in BioRevolution Activities, including, but not limited to, companies in the biotechnology, pharmaceutical and life sciences industries, are engaged in the research and development of advancements in genetics and biotechnology for use in numerous products and services, such as vaccines, internal medicine, over-the counter medicine, rare diseases, immunology, oncology, genomics and biological re-engineering. These companies face intense competition and potentially rapid product obsolescence. BioRevolution companies may be adversely affected by the loss or impairment of intellectual property rights and other proprietary information or changes in government regulations or policies. These companies may rely on their domestic government for specific regulatory approvals, which may involve a long and costly process, and, subsequent to approval, they may be subject to product liability litigation and similar claims. Further, the potential for an increased amount of required disclosure or proprietary scientific information could negatively impact the performance of these companies. Additionally, BioRevolution companies may also be subject to risks associated with genetic analysis.

### **Risk of Investing in Cybersecurity and Security-Oriented Technology Companies**

The Cybersecurity Fund invests in companies in the cybersecurity and security-oriented technology market. These companies are particularly vulnerable to rapid changes in technology, rapid obsolescence of products and services, the loss of patent, copyright and trademark protections, government regulation and competition, both domestically and internationally, including competition from foreign competitors with lower production costs, evolving industry standards and frequent new product and service introductions. These companies may also be smaller and less experienced companies, with limited product or service lines, markets or financial resources and fewer experienced management or marketing personnel. Cybersecurity and security-oriented technology company stocks, especially those which are internet-related, have experienced extreme price and volume fluctuations in the past that have often been unrelated to their operating performance. As a result of these risks, the Fund's investments can be adversely affected and you may lose money on your investment in the Fund.

## **Sector Risks**

### **Consumer Discretionary Sector Risk**

The consumer discretionary sector includes, for example, automobile, textile and retail companies. This sector can be significantly affected by, among other things, changes in domestic and international economies, exchange and interest rates, worldwide demand, supply chain constraints, competition, consumers' disposable income levels, propensity to spend and consumer preferences, social trends, and marketing campaigns. Companies in the consumer discretionary sector have historically been characterized as relatively cyclical and therefore more volatile in times of change.

**Consumer Staples Sector Risk**

The consumer staples sector includes, for example, food and drug retail and companies whose primary lines of business are food, beverage and other household items, including agricultural products. This sector can be affected by, among other things, changes in price and availability of underlying commodities, rising energy prices and global economic conditions. Unlike the consumer discretionary sector, companies in the consumer staples sector have historically been characterized as non-cyclical in nature and therefore less volatile in times of change.

**Financials Sector Risk**

The financials sector includes, for example, banks and financial institutions providing mortgage and mortgage related services. This sector can be significantly affected by, among other things, changes in interest rates, government regulation, the rate of defaults on corporate, consumer and government debt, the availability and cost of capital, and fallout from the housing and sub-prime mortgage crisis. These factors and events have had, and may continue to have, a significant negative impact on the valuations and stock prices of companies in this sector and have increased the volatility of investments in this sector.

**Health Care Sector Risk**

The health care sector includes, for example, biotechnology, pharmaceutical, health care facilities, and health care equipment and supply companies. This sector can be significantly affected by, among other things, lapsing patent protection, technological developments that make drugs obsolete, government regulation, price controls, and approvals for drugs.

**Industrials Sector Risk**

The industrials sector includes, for example, aerospace and defense, non-residential construction, engineering, machinery, transportation, and commercial and professional services companies. This sector can be significantly affected by, among other things, business cycle fluctuations, worldwide economic growth, exchange rates, commodity prices, government and corporate spending, supply and demand for specific products and manufacturing, rapid technological developments, international political and economic developments, environmental issues, and tax and governmental regulatory policies. As the demand for, or prices of, industrials increase, the value of a Fund's investments generally would be expected to also increase. Conversely, declines in the demand for, or prices of, industrials generally would be expected to contribute to declines in the value of such securities. Such declines may occur quickly and without warning and may negatively impact the value of a Fund and your investment.

**Information Technology Sector Risk**

The information technology sector includes, for example, internet, semiconductor, software, hardware, and technology equipment companies. This sector can be significantly affected by, among other things, the supply and demand for specific products and services, the pace of technological development, and government regulation. Challenges facing companies in the information technology sector include distressed cash flows due to the need to commit substantial capital to meet increasing competition, particularly in formulating new products and services using new technology, technological innovations that make existing products and services obsolete, and satisfying consumer demand.

**Materials Sector Risk**

The basic materials sector includes, for example, metals and mining, chemicals and forest product companies. This sector can be significantly affected by, among other things, swift fluctuations in supply and demand for basic materials, commodity price volatility, world economic growth, depletion of natural resources and energy conservation, technological progress, and government regulations, including international political and economic developments, the environmental impact of energy and basic materials operations and tax and other governmental regulatory policies. As the demand for, or prices of, basic materials increase, the value of a Fund's investments generally would be expected to also increase. Conversely, declines in the demand for, or prices of, basic materials generally would be expected to contribute to declines in the value of such securities. Such declines may occur quickly and without warning and may negatively impact the value of a Fund and your investment.

**Shares of the Funds May Trade at Prices Other Than NAV**

As with all ETFs, Fund shares may be bought and sold in the secondary market at market prices. Although it is expected that the market price of the shares of a Fund will not materially differ from a Fund's NAV, there may be times when the market price and the NAV vary significantly, including due to timing reasons, perceptions about the NAV, supply and demand of a Fund's shares (including disruptions in the creation/redemption process), during periods of market volatility and/or other factors. Because securities held by the International Equity Funds,



Emerging Markets ex-China Fund, Emerging Markets Efficient Core Fund, International Efficient Core Fund, Artificial Intelligence and Innovation Fund, Battery Value Chain and Innovation Fund, and the ESG Funds (collectively, the “Foreign Funds”) trade on foreign exchanges that are closed when the Foreign Funds’ primary listing exchange is open, there are likely to be deviations between the current price of an underlying security and the security’s last quoted price from the closed foreign market. This may result in premiums and discounts that are greater than those experienced by domestic ETFs. Thus, you may pay more (or less) than NAV when you buy shares of a Fund in the secondary market, and you may receive more (or less) than NAV when you sell those shares in the secondary market. If an investor purchases Fund shares at a time when the market price is at a premium to the NAV of the Fund’s shares or sells at a time when the market price is at a discount to the NAV of the Fund’s shares, an investor may sustain losses. Additionally, in stressed market conditions, the market for the Fund’s shares may become less liquid in response to deteriorating liquidity in the markets for the Fund’s underlying portfolio holdings.

#### **Additional Non-Principal Risk Information**

**Trading.** Although each Fund’s shares are listed for trading on NYSE Arca, Inc., Cboe BZX Exchange, Inc. or NASDAQ (each, a “Listing Exchange”) and may be listed or traded on U.S. and non-U.S. stock exchanges other than the Listing Exchange, there can be no assurance that an active trading market for such shares will develop or be maintained. The trading market in a Fund’s shares may become less liquid in response to deteriorating liquidity in the markets for a Fund’s holdings or due to irregular trading activity in the markets. Trading in shares may be halted due to market conditions or for reasons that, in the view of the Listing Exchange, make trading in shares inadvisable. In addition, trading in shares on the Listing Exchange is subject to trading halts caused by extraordinary market volatility pursuant to Listing Exchange “circuit breaker” rules. There can be no assurance that the requirements of the Listing Exchange necessary to maintain the listing of a Fund will continue to be met or will remain unchanged or that Fund shares will trade with any volume, or at all, on any stock exchange.

**Costs of Buying or Selling Shares.** Investors buying or selling Fund shares in the secondary market will pay brokerage commissions or other charges imposed by brokers, as determined by that broker. Brokerage commissions are often a fixed amount and may be a significant proportional cost for investors seeking to buy or sell relatively small amounts of Fund shares. In addition, secondary market investors will also incur the cost of the difference between the price that an investor is willing to buy shares (the “bid” price) and the price at which an investor is willing to sell shares (the “ask” price). This difference in bid and ask prices is often referred to as the “spread” or “bid/ask spread.” The bid/ask spread varies over time for shares based on trading volume and market liquidity (including for the underlying securities held by a Fund), and is generally lower if a Fund’s shares have more trading volume and market liquidity and higher if a Fund’s shares have little trading volume and market liquidity. Further, a relatively small investor base in a Fund, asset swings in a Fund and/or increased market volatility may cause increased bid/ask spreads. Shares of the Funds, similar to shares of other issuers listed on a stock exchange, may be sold short and are therefore subject to the risk of increased volatility associated with short selling. Due to the costs of buying or selling Fund shares, including bid/ask spreads, frequent trading of Fund shares may significantly reduce investment results and an investment in shares may not be advisable for investors who anticipate regularly making small investments.

**Securities Lending.** Although the Funds are indemnified by the Funds’ lending agent for losses incurred in connection with a borrower’s default with respect to a loan, the Funds bear the risk of loss of investing cash collateral and may be required to make payments to a borrower upon return of loaned securities if invested collateral has declined in value. Furthermore, because of the risks in delay of recovery, a Fund may lose the opportunity to sell the securities at a desirable price, and the Fund will generally not have the right to vote securities while they are being loaned. These events could also trigger negative tax consequences for a Fund.

**Authorized Participants, Market Makers and Liquidity Providers Concentration Risk.** The Funds have a limited number of financial institutions that may act as Authorized Participants (“APs”). In addition, there may be a limited number of market makers and/or liquidity providers in the marketplace. To the extent either of the following events occur, Fund shares may trade at a prolonged and material premium or discount to NAV (or not trade at all) and possibly face trading halts and/or delisting: (i) APs exit the business, have a business disruption (including through the types of disruptions described under “Cybersecurity Risk” and “Operational Risk”) or otherwise become unable or unwilling to process creation and/or redemption orders and no other APs step forward to perform these services, or (ii) market makers and/or liquidity providers exit the business, have a business disruption (including through the types of disruptions described under “Cybersecurity Risk” and “Operational Risk”) or significantly reduce their business activities and no other entities step forward to perform their functions.



This risk may be heightened for Funds that invest in markets that require foreign securities settlement and/or because APs may be required to post collateral in relation to securities settlement, which only certain APs may be able to do.

**Operational Risk.** The Funds and their service providers, including the Adviser, Sub-Adviser, administrator, custodian, and transfer agent, may experience disruptions that arise from human error, processing and communications errors, counterparty or third-party errors, technology or systems failures, any of which may have an adverse impact on the Funds. Although the Funds and their service providers seek to mitigate these operational risks through their internal controls and operational risk management processes, these measures may not identify or may be inadequate to address all such risks.

### **Portfolio Holdings Information**

Information about each Fund's daily portfolio holdings, including the identities and quantities of such portfolio holdings, is available at [www.wisdomtree.com](http://www.wisdomtree.com). In addition, each Fund discloses its complete portfolio holdings as of the end of its fiscal year (June 30) and its second fiscal quarter (December 31) in its reports to shareholders. Each Fund files its complete portfolio holdings as of the end of its first and third fiscal quarters (March 31 and September 30, respectively) with the SEC in Part F of Form N-PORT no later than 60 days after the relevant fiscal period. You can find the SEC filings on the SEC's website, [www.sec.gov](http://www.sec.gov), or by calling WisdomTree Trust at 1-866-909-WISE (9473). A summarized description of each Fund's policies and procedures with respect to the disclosure of each Fund's portfolio holdings is available in the SAI.

## Management

### Investment Adviser

As the investment adviser, WisdomTree Asset Management has overall responsibility for the general management and administration of the WisdomTree Trust (the “Trust”) and each of its separate investment portfolios called “Funds.” WisdomTree Asset Management is a registered investment adviser with offices located at 250 West 34<sup>th</sup> Street, 3<sup>rd</sup> Floor, New York, NY 10119, and is a leader in ETF management. As of September 30, 2022, WisdomTree Asset Management had assets under management totaling approximately \$48.8 billion. WisdomTree\* is the parent company of WisdomTree Asset Management. WisdomTree Asset Management provides an investment program for each Fund. The Adviser provides proactive oversight of the Sub-Adviser, defined below, daily monitoring of the Sub-Adviser’s buying and selling of securities for each Fund, and regular review of the Sub-Adviser’s performance. In addition, the Adviser arranges for sub-advisory, transfer agency, custody, fund administration, securities lending, and all other non-distribution related services necessary for the Funds to operate.

\* “WisdomTree” is a registered mark of WisdomTree and has been licensed for use by the Trust.

For the fiscal year ended June 30, 2022, the Funds paid advisory fees to the Adviser, as a percentage of average daily net assets, in the amounts listed below.

Name of Fund	Management Fee
Dynamic Currency Hedged International Equity Fund	0.40%
Dynamic Currency Hedged International SmallCap Equity Fund	0.48%
U.S. Corporate Bond Fund	0.18%
U.S. High Yield Corporate Bond Fund	0.38%
U.S. Short-Term Corporate Bond Fund	0.18%
U.S. Efficient Core Fund	0.20%
Emerging Markets Efficient Core Fund	0.32%
International Efficient Core Fund	0.26%
BioRevolution Fund	0.45%
Cloud Computing Fund	0.45%
Cybersecurity Fund	0.45%
Artificial Intelligence and Innovation Fund	0.45%
Battery Value Chain and Innovation Fund	0.45%
International ESG Fund	0.30%
Emerging Markets ESG Fund	0.32%
Emerging Markets ex-China Fund <sup>(1)</sup>	0.32%

<sup>(1)</sup> The Emerging Markets ex-China Fund commenced operations after the most recent fiscal year end and therefore did not pay advisory fees for the fiscal year ended June 30, 2022.

Under the Investment Advisory Agreement for each Fund, WisdomTree Asset Management has agreed to pay generally all expenses of each Fund, subject to certain exceptions. For a detailed description of the Investment Advisory Agreement for each Fund, please see the “Management of the Trust” section of the SAI. Pursuant to a separate contractual arrangement, WisdomTree Asset Management arranges for the provision of chief compliance officer (“CCO”) services with respect to each Fund, and is liable and responsible for, and administers, payments to the CCO, the Independent Trustees and counsel to the Independent Trustees. WisdomTree Asset Management receives a fee of up to 0.0044% of each Fund’s average daily net assets for providing such services and paying such expenses. WisdomTree Asset Management provides CCO services to the Trust.

The basis for the Board of Trustees’ approval of the Investment Advisory Agreement for each Fund is available in the Trust’s Semi-Annual Report to Shareholders for the period ended December 31, 2021, except WisdomTree Battery Value Chain and Innovation Fund, which is available in the Trust’s Annual Report to Shareholders for the period ending June 30, 2022, and WisdomTree Emerging Markets ex-China Fund will be available in the Trust’s Semi-Annual Report to Shareholders for the period ending December 31, 2022.

### Sub-Advisers

**Mellon Investments Corporation (“Mellon”):** Mellon is responsible for the day-to-day management of each Fund, except for the Fixed Income Funds. Mellon, a registered investment adviser, is a leading innovator in the

investment industry and manages global quantitative-based investment strategies for institutional and private investors. Its principal office is located at 201 Washington Street, Boston, Massachusetts 02108. As of August 31, 2022, Mellon had assets under management totaling approximately \$760 billion. Mellon is an independently operated indirect subsidiary of The Bank of New York Mellon Corporation, a publicly traded financial holding company. Mellon chooses each Fund's portfolio investments and places orders to buy and sell the portfolio investments. WisdomTree Asset Management pays Mellon for providing sub-advisory services to the Funds.

**Voya Investment Management Co., LLC ("Voya IM"):** Voya IM is responsible for the day-to-day management of the Fixed Income Funds. Voya IM, a registered investment adviser, is a leading innovator in the investment industry and manages global quantitative-based investment strategies for institutional and private investors. Its principal office is located at 230 Park Avenue, New York, New York 10169. As of June 30, 2022, Voya IM had assets under management totaling approximately \$234 billion\*. The Sub-Adviser is a wholly-owned indirect subsidiary of Voya Financial, Inc., a publicly traded financial holding company. Voya IM chooses the portfolio investments of each Fixed Income Fund and places orders to buy and sell the portfolio investments. WisdomTree Asset Management pays Voya IM for providing sub-advisory services to the Fixed Income Funds.

**All Funds:** The basis for the Board of Trustees' approval of the Sub-Advisory Agreement for each Fund is available in the Trust's Semi-Annual Report to Shareholders for the period ending December 31, 2021, except WisdomTree Battery Value Chain and Innovation Fund, which is available in the Trust's Annual Report to Shareholders for the period ending June 30, 2022, and WisdomTree Emerging Markets ex-China Fund will be available in the Trust's Semi-Annual Report to Shareholders for the period ending December 31, 2022.

WisdomTree Asset Management, as the investment adviser for the Funds, may hire one or more sub-advisers to oversee the day-to-day activities of the Funds. The sub-advisers are subject to oversight by WisdomTree Asset Management. WisdomTree Asset Management and the Trust have received an exemptive order from the SEC that permits WisdomTree Asset Management, with the approval of the Independent Trustees of the Trust, to retain unaffiliated investment sub-advisers for each Fund, except the WisdomTree Emerging Markets Efficient Core Fund, WisdomTree International Efficient Core Fund, WisdomTree BioRevolution Fund, and WisdomTree Battery Value Chain and Innovation Fund, without submitting the sub-advisory agreement to a vote of the Fund's shareholders. The Trust will notify shareholders in the event of any change in the identity of such sub-adviser or sub-advisers. WisdomTree Asset Management has ultimate responsibility for the investment performance of the Funds due to its responsibility to oversee each sub-adviser and recommend their hiring, termination and replacement. WisdomTree Asset Management is not required to disclose fees paid to any sub-adviser retained pursuant to the order.

\* Voya IM assets of \$254 billion include proprietary insurance general account assets of \$39 billion on a market value basis. Voya IM assets, as reported in Voya Financial SEC filings, include general account assets valued on a statutory book value basis, and total approximately \$253 billion.

On July 25, 2022 Voya Financial, Inc. (NYSE: VOYA) ("Voya"), announced that it has completed its previously announced transfer of certain assets and teams comprising the substantial majority of Allianz Global Investors' ("AllianzGI") U.S. business ("AGI U.S.") to Voya Investment Management ("Voya IM"), the asset management business of Voya Financial. On a pro forma basis and based on AUM as of June 30, 2022, Voya IM's AUM has increased to approximately \$322 billion, which consists of approximately 44% public fixed income; 24% private fixed income; 25% equity; 6% alternatives; and 1% money market assets. The economic impact and benefits of the transferred business will be reflected in Voya's financial results beginning in the third quarter of 2022. Voya and Allianz Group now hold 76% and 24%, respectively, economic stakes in Voya's asset management business.

## Portfolio Managers

### Mellon

Each Fund is managed by the Sub-Adviser's Equity Index Strategies Portfolio Management team. The individual members of the team jointly and primarily responsible for the day-to-day management of the Funds' portfolios are described below.

Ms. Marlene Walker-Smith, a Director, Head of Equity Index Portfolio Management, has been with the Sub-Adviser since 1995. Ms. Walker-Smith leads a team of portfolio managers covering domestic and international index portfolios, as well as corporate actions. Previously, she served as an equity index portfolio manager and equity trader for the Sub-Adviser. Prior to joining the firm, Ms. Walker-Smith was a trader for Banc One Investment Advisors Corporation and a brokerage services manager for Mid Atlantic Capital Corporation. She has been in the investment industry since 1990. Ms. Walker-Smith earned an MBA in finance from the University of Pittsburgh and a BA in history and Russian from Washington & Jefferson College.

Mr. David France, CFA, a Vice President, has been with the Sub-Adviser since 2009. Mr. France is a senior portfolio manager and team manager in the equity index portfolio management group. He manages and leads a team of portfolio managers responsible for US and non-US equity index portfolios. Prior to joining the firm, he was an investment advisor with PNC Wealth Management. Previously, he worked as an investment analyst with Greycourt, an independent advisory firm serving wealthy families and foundations, and before that he held various fixed

income and equity support positions at T. Rowe Price. He has been in the investment industry since 1995. Mr. France earned an MS in finance from Loyola University Maryland and a BSBA in accounting from Duquesne University. He holds the CFA® designation and is a member of CFA Institute and CFA Society Pittsburgh.

Mr. Todd Frysinger, CFA, a Vice President, has been with the Sub-Adviser since 2007. Mr. Frysinger is a senior portfolio manager and team manager in the equity index portfolio management group. He manages and leads a team of portfolio managers responsible for US and non-US equity index portfolios. Prior to joining the firm, Mr. Frysinger served as assistant portfolio manager for Mellon Financial Corporation's Corporate Treasury group, managing fixed income investment portfolios. He has been in the investment industry since 1996. Mr. Frysinger earned an MS in finance from Boston College and a BS in finance and management from Elizabethtown College. He holds the CFA® designation and is a member of CFA Institute and CFA Society Pittsburgh.

Ms. Vlasta Sheremeta, CFA, a Vice President, has been with the Sub-Adviser since 2011. Ms. Sheremeta is a senior portfolio manager and team manager in the equity index portfolio management group. She manages and leads a team of portfolio managers responsible for US and non-US equity index portfolios. Prior to joining the firm, she provided trade execution support to the FX trading desk at BNY Mellon. She has been in the investment industry since 2010. Ms. Sheremeta earned an MBA from Carnegie Mellon University and a BS in business administration from the University of Pittsburgh. She holds the CFA® designation and is a member of the CFA Institute and the CFA Society of Pittsburgh.

Mr. Michael Stoll, a Vice President, has been with the Sub-Adviser since 2005. Mr. Stoll is a senior portfolio manager and team manager in equity index portfolio management group. He manages and leads a team of portfolio managers responsible for US and non-US equity index portfolios. Prior to joining the firm, he was a senior manager in consulting engineering at Northgate Environmental Management. He has been in the investment industry since 2005. Mr. Stoll earned an MBA and an MS in geotechnical engineering from the University of California at Berkeley and a BS in civil engineering from the University of California at Irvine.

## **Voya IM**

### **U.S. Corporate Bond Fund and U.S. Short-Term Corporate Bond Fund**

Each Fund is managed by Voya IM's Investment Grade Credit Portfolio Management team. The individual members of the team jointly and primarily responsible for the day-to-day management of the Funds' portfolios are described below.

Mr. Travis King is Head of the U.S. Investment Grade Corporates at Voya Investment Management. Prior to joining the firm, he was a senior fixed income analyst with Reams Asset Management. Mr. King received a BBA from James Madison University and an MBA from Memorial University. He holds the Chartered Financial Analyst® designation.

Mr. Anil Katarya, CFA is Global Head of the Investment Grade Credit Team and senior portfolio manager at Voya Investment Management. Previously, Mr. Katarya was the head of credit portfolio management and also served as a portfolio manager and credit analyst on the investment grade team since joining Voya IM in 2000. Prior to joining the firm, Mr. Katarya was a financial analyst for Mirant Inc. He received a BS in mechanical engineering from Kurukshetra University, India, and an MBA from Georgia State University. Mr. Katarya holds the Chartered Financial Analyst® designation.

### **U.S. High Yield Corporate Bond Fund**

The Fund is managed by Voya IM's High Yield Portfolio Management team. The individual members of the team jointly and primarily responsible for the day-to-day management of the Fund's portfolio are described below.

Mr. Randy Parrish, CFA, is a Managing Director and Head of Public Credit at Voya Investment Management, overseeing the investment grade, emerging market and leveraged credit teams. Previously at Voya, Mr. Parrish was head of high yield and served as a portfolio manager and analyst on the high yield team. Prior to joining Voya, he was a corporate banker in leveraged finance with SunTrust Bank and predecessors to Bank of America. Mr. Parrish earned a BBA in business administration from the University of Georgia and is a CFA® Charterholder.

Mr. Rick Cumberland, CFA, is Head of High Yield and a Senior High Yield Portfolio Manager at Voya Investment Management. Prior to joining the firm, Mr. Cumberland spent nearly six years working at Federated Investors as a senior high yield credit analyst. His previous experience includes positions with American Capital Strategies, Bank of America and Allied Capital. Mr. Cumberland has a BA in business

administration from Westminster College and an MSc in finance from the George Washington University. He holds the Chartered Financial Analyst® designation.

The Funds' SAI provides additional information about the Portfolio Managers' compensation, other accounts managed by the Portfolio Managers, and the Portfolio Managers' ownership of shares in the Funds.



## Additional Information on Buying and Selling Fund Shares

Most investors will buy and sell shares of the Funds through broker-dealers at market prices. Shares of the Funds trade on the Listing Exchange and elsewhere during the trading day and can be bought and sold throughout the trading day like other shares of publicly traded securities. When buying or selling shares through a broker, most investors will incur customary brokerage commissions and charges and you may pay some or all of the spread between the bid and the offered prices in the secondary market for shares. Shares of the Funds trade under the trading symbols listed on the cover of this Prospectus.

### Share Trading Prices

Transactions in Fund shares will be priced at NAV only if you are an institutional investor (*e.g.*, broker-dealer) that has signed an agreement with the Distributor (as defined below) and you thereafter purchase or redeem shares directly from a Fund in Creation Units. As with other types of securities, the trading prices of shares in the secondary market can be affected by market forces such as supply and demand, economic conditions and other factors. The price you pay or receive when you buy or sell your shares in the secondary market may be more or less than the NAV of such shares.

### Determination of Net Asset Value

The NAV of each Fund's shares is calculated each day the national securities exchanges are open for trading as of the close of regular trading on the Listing Exchange, generally 4:00 p.m. New York time (the "NAV Calculation Time"). NAV per share is calculated by dividing a Fund's net assets by the number of Fund shares outstanding.

In calculating its NAV, a Fund generally values: (i) equity securities (including common stocks and preferred stock) traded on any recognized U.S. or non-U.S. exchange at the last sale price or official closing price on the exchange or system on which they are principally traded; (ii) unlisted equity securities (including preferred stock) at the last quoted sale price or, if no sale price is available, at the mean between the highest bid and lowest ask price; and (iii) fixed income securities at current market quotations or mean prices obtained from broker-dealers or independent pricing service providers. In addition, a Fund may invest in money market funds which are valued at their NAV per share and affiliated ETFs which are valued at their last sale or official closing price on the exchange on which they are principally traded or at their NAV per share in instances where the affiliated ETF has not traded on its principal exchange.

Pursuant to Board-approved valuation procedures established by the Trust and the Adviser, the Board has appointed the Adviser as each Fund's valuation designee (the "Valuation Designee") to perform all fair valuations of the Funds' portfolio investments, subject to the Board's oversight. As the Valuation Designee, the Adviser has established procedures for its fair valuation of each Fund's portfolio investments. These procedures address, among other things, determining when market quotations are not readily available or reliable and the methodologies to be used for determining the fair value of investments, as well as the use and oversight of third-party pricing services for fair valuation.

Fair value pricing is used by the Valuation Designee when reliable market quotations are not readily available or are not deemed to reflect current market values and when the instrument to be priced is not a security. Securities that may be valued using "fair value" pricing may include, but are not limited to, securities for which there are no current market quotations or whose issuer is in default or bankruptcy, securities subject to corporate actions (such as mergers or reorganizations), securities subject to non-U.S. investment limits or currency controls, and securities affected by "significant events." An example of a significant event is an event occurring after the close of the market in which a security trades but before a Fund's next NAV Calculation Time that may materially affect the value of the Fund's investment (*e.g.*, government action, natural disaster, or significant market fluctuation). When fair value pricing is employed by the Valuation Designee, the prices of securities used by a Fund to calculate its NAV may differ from quoted or published prices for the same securities.

### Dividends and Distributions

All Funds, except the Fixed Income and Megatrend Funds, intend to pay out dividends on a quarterly basis. The Fixed Income Funds intend to pay out dividends on a monthly basis. The Megatrend Funds intend to pay out dividends on an annual basis. Nonetheless, these Funds may not make a dividend payment every month, quarter or year, as applicable.

Each Fund intends to distribute its net realized capital gains to investors annually. The Funds occasionally may be required to make supplemental distributions at some other time during the year. Distributions in cash may be reinvested automatically in additional whole shares only if the broker through whom you purchased shares makes such option available. Your broker is responsible for distributing the income and capital gain distributions to you.

**Book Entry**

Shares of the Funds are held in book-entry form, which means that no stock certificates are issued. The Depository Trust Company (“DTC”) or its nominee is the record owner of all outstanding shares of each Fund.

Investors owning shares of the Funds are beneficial owners as shown on the records of DTC or its participants. DTC serves as the securities depository for all shares of the Funds. Participants include DTC, securities brokers and dealers, banks, trust companies, clearing corporations, and other institutions that directly or indirectly maintain a custodial relationship with DTC. As a beneficial owner of shares, you are not entitled to receive physical delivery of stock certificates or to have shares registered in your name, and you are not considered a registered owner of shares. Therefore, to exercise any right as an owner of shares, you must rely upon the procedures of DTC and its participants. These procedures are the same as those that apply to any securities that you hold in book-entry or “street name” form. Your broker will provide you with account statements, confirmations of your purchases and sales, and tax information.

**Delivery of Shareholder Documents – Householding**

Householding is an option available to certain investors of the Funds. Householding is a method of delivery, based on the preference of the individual investor, in which a single copy of certain shareholder documents can be delivered to investors who share the same address, even if their accounts are registered under different names. Householding for the Funds is available through certain broker-dealers. If you are interested in enrolling in householding and receiving a single copy of prospectuses and other shareholder documents, please contact your broker-dealer. If you are currently enrolled in householding and wish to change your householding status, please contact your broker-dealer.

**Frequent Purchases and Redemptions of Fund Shares**

The Funds have adopted policies and procedures with respect to frequent purchases and redemptions of Creation Units of Fund shares. Since the Funds are ETFs, only APs are authorized to purchase and redeem shares directly from the Funds. Because purchase and redemption transactions with APs are an essential part of the ETF process and may help keep ETF trading prices in line with NAV, each Fund accommodates frequent purchases and redemptions by APs. Frequent purchases and redemptions for cash may increase index tracking error and portfolio transaction costs and may lead to the realization of capital gains. Frequent in-kind creations and redemptions generally do not give rise to these concerns. Each Fund reserves the right to reject any purchase order at any time. Each Fund reserves the right to impose restrictions on disruptive, excessive, or short-term trading.

**Investments by Investment Companies**

Section 12(d)(1) of the Investment Company Act of 1940, as amended (the “1940 Act”), restricts investments by investment companies in the securities of other investment companies, including shares of each Fund. Registered investment companies are permitted to invest in the Funds beyond the limits set forth in Section 12(d)(1) of the 1940 Act subject to certain terms and conditions set forth in Rule 12d1-4 under the 1940 Act, including that such investment companies enter into an agreement with the Funds.

## Additional Tax Information

The following discussion is a summary of some important U.S. federal income tax considerations generally applicable to investments in the Funds. Your investment in a Fund may have other tax implications. Please consult your tax advisor about the tax consequences of an investment in Fund shares, including the possible application of foreign, state, and local tax laws.

Each Fund intends to elect and to qualify each year for treatment as a RIC. If it meets certain minimum distribution requirements, a RIC is not subject to tax at the fund level on income and gains from investments that are timely distributed to shareholders. However, a Fund's failure to qualify as a RIC or to meet minimum distribution requirements would result (if certain relief provisions were not available) in fund-level taxation and consequently a reduction in income available for distribution to shareholders.

Unless you are a tax-exempt entity or your investment in Fund shares is made through tax-deferred retirement account, such as an individual retirement account, you need to be aware of the possible tax consequences when:

- A Fund makes distributions;
- You sell Fund shares; and
- You purchase or redeem Creation Units (APs only).

### Taxes on Distributions

For federal income tax purposes, distributions of investment income are generally taxable as ordinary income or qualified dividend income. Taxes on distributions of capital gains (if any) are determined by how long a Fund owned the assets that generated them, rather than how long a shareholder has owned Fund shares. Sales of assets held by a Fund for more than one year generally result in long-term capital gains and losses, and sales of assets held by a Fund for one year or less generally result in short-term capital gains and losses. Distributions of a Fund's net capital gain (the excess of net long-term capital gains over net short-term capital losses) that are properly reported by the Fund as capital gain dividends ("Capital Gain Dividends") will be taxable as long-term capital gains. For non-corporate shareholders, long-term capital gains are generally subject to tax at reduced rates. Distributions of short-term capital gain will generally be taxable as ordinary income. Distributions reported by a Fund as "qualified dividend income" are generally taxed to non-corporate shareholders at rates applicable to long-term capital gains, provided holding period and other requirements are met. "Qualified dividend income" generally is income derived from dividends paid by U.S. corporations or certain foreign corporations that are either incorporated in a U.S. possession or eligible for tax benefits under certain U.S. income tax treaties. In addition, dividends that a Fund received in respect of stock of certain foreign corporations may be qualified dividend income if that stock is readily tradable on an established U.S. securities market. The investment strategies of certain Funds may limit their ability to distribute dividends eligible for the reduced rates applicable to qualified dividend income.

To the extent a Fund lends its securities and receives substitute dividend payments, such payments are not expected to generate qualified dividend income when distributed to shareholders and will not be eligible for the dividends received deduction for corporate shareholders.

If a Fund's income is derived primarily from non-U.S. sources, it is not expected that a substantial portion of dividends paid by the Fund will qualify for the dividends received deduction for corporations.

Certain dividends received by a Fund on stock of U.S. corporations (generally, dividends received by a Fund in respect of any share of stock (1) as to which the Fund has met certain holding period requirements and (2) that is held in an unleveraged position) may be eligible for the dividends received deduction, which is generally available to corporate shareholders under the Internal Revenue Code provided such dividends are also appropriately reported as eligible for the dividends received deduction by a Fund. In order to qualify for the dividends received deduction, corporate shareholders must also meet minimum holding period requirements with respect to their Fund shares, taking into account any holding period reductions from certain hedging or other transactions or positions that diminish their risk of loss with respect to their Fund shares. The trading strategies of certain Funds, particularly the International Equity Funds, ESG Funds and Fixed Income Funds, may significantly limit their ability to distribute dividends eligible for the dividends received deduction for corporations.

In general, your distributions are subject to federal income tax for the year in which they are paid. Certain distributions paid in January, but declared by a Fund in October, November or December of the previous year, may be treated as paid on December 31 of the prior year. Distributions are generally taxable even if they are paid from income or gains earned by a Fund before your investment (and thus were included in the price you paid for your shares).

Dividends and distributions from the Funds and capital gain on the sale of Fund shares are generally taken into account in determining a shareholder's "net investment income" for purposes of the 3.8% tax on net investment income applicable to certain individuals, estates and trusts.

A Fund may include cash when paying the redemption price for Creation Units in addition to, or in place of, the delivery of a basket of securities. A Fund may be required to sell portfolio securities in order to obtain the cash needed to distribute redemption proceeds. This may cause such Funds to recognize investment income and/or capital gains or losses that it might not have recognized if it had completely satisfied the redemption in-kind. As a result, such Funds may be less tax efficient if it includes such a cash payment than if the in-kind redemption process was used.

Certain positions undertaken by the Funds, including its variable hedging strategy and its use of derivatives may result in "straddles" for federal income tax purposes. Because application of the straddle rules may affect the character of gains or losses, defer losses and/or accelerate the recognition of gains or losses from the affected straddle positions, the amount which must be distributed to shareholders as ordinary income or long-term capital gain may be increased or decreased substantially as compared to a Fund that did not engage in such transactions.

Distributions (other than Capital Gain Dividends) paid to shareholders that are neither citizens nor residents of the U.S. or to foreign entities will generally be subject to a U.S. withholding tax at the rate of 30%, unless a lower treaty rate applies, but Capital Gain Dividends generally are not subject to U.S. taxation, unless you are a nonresident alien individual who is physically present in the United States for 183 days or more per year. A Fund may, under certain circumstances, report all or a portion of a dividend as an "interest related dividend" or a "short term capital gain dividend," which would generally be exempt from this 30% U.S. withholding tax, provided certain other requirements are met. Different tax consequences may result if you are a non-U.S. shareholder engaged in a trade or business within the United States.

You should note that if you purchase shares just before a distribution, the purchase price would reflect the amount of the upcoming distribution. In this case, you would be taxed on the entire amount of the distribution received, even though, as an economic matter, the distribution simply constitutes a return of your investment. This is known as "buying a dividend" and should be avoided by taxable investors.

Under final Treasury Regulations, a RIC that receives business interest income may pass through its net business interest income for purposes of the tax rules applicable to the interest expense limitations under section 163(j) of the Internal Revenue Code. A RIC's total "Section 163(j) Interest Dividend" for a tax year is limited to the excess of the RIC's business interest income over the sum of its business interest expense and its other deductions properly allocable to its business interest income. A RIC may, in its discretion, designate all or a portion of ordinary dividends as Section 163(j) Interest Dividends, which would allow the recipient shareholder to treat the designated portion of such dividends as interest income for purposes of determining such shareholder's interest expense deduction limitation under Section 163(j). This can potentially increase the amount of a shareholder's interest expense deductible under Section 163(j). In general, to be eligible to treat a Section 163(j) Interest Dividend as interest income, you must have held your shares in a Fund for more than 180 days during the 361-day period beginning on the date that is 180 days before the date on which the share becomes ex-dividend with respect to such dividend. However, such holding period requirements are generally not applicable to dividends declared by money market funds and certain other funds that declare dividends daily and pay such dividends on a monthly or more frequent basis. Section 163(j) Interest Dividends, if so designated by a Fund, will be reported to your financial intermediary or otherwise in accordance with the requirements specified by the IRS.

The Fund (or your broker) will inform you of the amount and character of any distributions shortly after the close of each calendar year.

The Funds (or financial intermediaries, such as brokers, through which shareholders own Fund shares) generally are required to withhold and to remit to the U.S. Treasury a percentage of the taxable distributions and the sale or redemption proceeds paid to any shareholder who fails to properly furnish a correct taxpayer identification number, who has under-reported dividend or interest income, or who fails to certify that he, she or it is not subject to such withholding.

### **Taxes When You Sell Fund Shares**

Any capital gain or loss realized upon a sale of Fund shares is generally treated as a long-term gain or loss if you held the shares you sold for more than one year. Any capital gain or loss realized upon a sale of Fund shares held for one year or less is generally treated as a short-term gain or loss, except that any capital loss on a sale of shares

held for six months or less is treated as a long-term capital loss to the extent of Capital Gain Dividends paid with respect to such shares. The ability to deduct capital losses may be limited depending on your circumstances.

### **Taxes on Creation and Redemption of Creation Units**

An Authorized Participant having the U.S. dollar as its functional currency for U.S. federal income tax purposes that exchanges securities for Creation Units generally will recognize a gain or loss equal to the difference between (i) the sum of the market value of the Creation Units at the time of the exchange and any amount of cash received by the Authorized Participant in the exchange and (ii) the sum of the exchanger's aggregate basis in the securities surrendered and any amount of cash paid for such Creation Units. A person who redeems Creation Units will generally recognize a gain or loss equal to the difference between the exchanger's basis in the Creation Units and the sum of the aggregate U.S. dollar market value of the securities plus the amount of any cash received for such Creation Units. The Internal Revenue Service ("IRS"), however, may assert that a loss that is realized upon an exchange of securities for Creation Units may not be permitted to be currently deducted under the rules governing "wash sales" (for a person who does not mark-to-market their holdings), or on the basis that there has been no significant change in economic position.

Gain or loss recognized by an Authorized Participant upon an issuance of Creation Units in exchange for non-U.S. currency will generally be treated as ordinary income or loss. Gain or loss recognized by an Authorized Participant upon an issuance of Creation Units in exchange for securities, or upon a redemption of Creation Units, may be capital or ordinary gain or loss depending on the circumstances. Any capital gain or loss realized upon an issuance of Creation Units in exchange for securities will generally be treated as long-term capital gain or loss if the securities have been held for more than one year. Any capital gain or loss realized upon the redemption of a Creation Unit will generally be treated as long-term capital gain or loss if the Fund shares comprising the Creation Unit have been held for more than one year. Otherwise, such capital gains or losses are treated as short-term capital gains or losses.

A person subject to U.S. federal income tax with the U.S. dollar as its functional currency who receives non-U.S. currency upon a redemption of Creation Units and does not immediately convert the non-U.S. currency into U.S. dollars may, upon a later conversion of the non-U.S. currency into U.S. dollars, recognize any gains or losses resulting from fluctuations in the value of the non-U.S. currency relative to the U.S. dollar since the date of the redemption. Any such gains or losses will generally be treated as ordinary income or loss.

Persons exchanging securities or non-U.S. currency for Creation Units should consult their own tax advisors with respect to the tax treatment of any creation or redemption transaction and whether the wash sales rules apply and when a loss might be deductible. If you purchase or redeem Creation Units, you will be sent a confirmation statement showing how many Fund shares you purchased or redeemed and at what price.

### **Foreign Investments by the Fund**

Dividends, interest and other income received by a Fund with respect to foreign securities may give rise to withholding and other taxes imposed by foreign countries. Tax conventions between certain countries and the United States may reduce or eliminate such taxes. The Funds may need to file special claims for refunds to secure the benefits of a reduced rate. If as of the close of a taxable year more than 50% of the total assets of a Fund consist of stock or securities of foreign corporations, the Fund intends to elect to "pass through" to investors the amount of foreign income and similar taxes (including withholding taxes) paid by the Fund during that taxable year. If a Fund elects to "pass through" such foreign taxes, then investors will be considered to have received as additional income their respective shares of such foreign taxes, but may be entitled to either a corresponding tax deduction in calculating taxable income, or, subject to certain limitations, a credit in calculating federal income tax.

The foregoing discussion summarizes some of the consequences under current U.S. federal income tax law of an investment in a Fund. It is not a substitute for personal tax advice. Consult your personal tax advisor about the potential tax consequences of an investment in a Fund under all applicable tax laws.

### **Distribution**

Foreside Fund Services, LLC (the "Distributor") serves as the distributor of Creation Units for each Fund on an agency basis. The Distributor does not maintain a secondary market in shares of the Funds. The Distributor's principal address is Three Canal Plaza, Suite 100, Portland, Maine 04101. The Distributor has no role in determining the policies of any Fund or the securities that are purchased or sold by any Fund.



## Premium/Discount and NAV Information

Information regarding a Fund's NAV and how often shares of each Fund traded on the Listing Exchange at a price above (*i.e.*, at a premium) or below (*i.e.*, at a discount) the NAV of the Fund during the past calendar year and most recent calendar quarter is available at [www.wisdomtree.com](http://www.wisdomtree.com).

## Additional Notices

### Listing Exchange

Shares of the Funds are not sponsored, endorsed, or promoted by the Listing Exchange. The Listing Exchange makes no representation or warranty, express or implied, to the owners of the shares of any Fund or any member of the public regarding the ability of a Fund to track the total return performance of any Index or the ability of any Index identified herein to track stock market performance. The Listing Exchange is not responsible for, nor has it participated in, the determination of the compilation or the calculation of any Index, nor in the determination of the timing of, prices of, or quantities of the shares of any Fund to be issued, nor in the determination or calculation of the equation by which the shares are redeemable. The Listing Exchange has no obligation or liability to owners of the shares of any Fund in connection with the administration, marketing, or trading of the shares of the Fund.

The Listing Exchange does not guarantee the accuracy and/or the completeness of any Index or any data included therein. The Listing Exchange makes no warranty, express or implied, as to results to be obtained by the Trust on behalf of its Funds, owners of the shares, or any other person or entity from the use of the subject Indexes or any data included therein. The Listing Exchange makes no express or implied warranties, and hereby expressly disclaims all warranties of merchantability or fitness for a particular purpose with respect to any Index or any data included therein. Without limiting any of the foregoing, in no event shall the Listing Exchange have any liability for any lost profits or indirect, punitive, special, or consequential damages even if notified of the possibility thereof.

### WisdomTree and the Funds

WisdomTree and WisdomTree Asset Management (together, "WT") and the Funds make no representation or warranty, express or implied, to the owners of shares of the Funds or any member of the public regarding the advisability of investing in securities generally or in the Funds particularly or with respect to the Index Funds (except the WisdomTree Cloud Computing Fund), the ability of any WisdomTree Index to track general stock market performance. WisdomTree is the licensor of certain Indexes, trademarks, service marks and trade names of the Funds. WisdomTree has no obligation to take the needs of the Funds or the owners of shares of the Funds into consideration in determining, composing, or calculating the Indexes. WisdomTree is not responsible for, and has not participated in, the determination of the timing, prices, or quantities of shares of the Funds to be issued or in the determination or calculation of the equation by which the shares of the Funds are redeemable. WT and the Funds do not guarantee the accuracy, completeness, or performance of any Index or the data included therein and shall have no liability in connection with any WisdomTree Index or Index calculation. A WisdomTree Index's past performance is not necessarily an indication of how the WisdomTree Index will perform in the future. WisdomTree has contracted with an independent calculation agent to calculate each Index.

### Nasdaq, Inc.

The Cloud Computing Fund is not sponsored, endorsed, sold or promoted by Nasdaq, Inc., or its affiliates (Nasdaq, with its affiliates, are referred to as the "Corporations"). The Corporations have not passed on the legality or suitability of, or the accuracy or adequacy of descriptions and disclosures relating to, the Fund. The Corporations make no representation or warranty, express or implied to the owners of the Fund or any member of the public regarding the advisability of investing in securities generally or in the Fund particularly, or the ability of the Index to track general stock market performance. The Corporations' only relationship to WisdomTree Asset Management is in the licensing of Nasdaq and certain trade names of the Corporations and the use of the Index which is determined, composed and calculated by Nasdaq without regard to WisdomTree Asset Management or the Fund. Nasdaq has no obligation to take the needs of WisdomTree or the owners of the Fund into consideration in determining, composing or calculating the Index. The Corporations are not responsible for and have not participated in the determination of the timing of, prices at, or quantities of the Fund to be issued or in the determination or calculation of the equation by which the Fund is to be converted into cash. The Corporations have no liability in connection with the administration, marketing or trading of the Fund.

THE CORPORATIONS DO NOT GUARANTEE THE ACCURACY AND/OR UNINTERRUPTED CALCULATION OF THE INDEX OR ANY DATA INCLUDED THEREIN. THE CORPORATIONS MAKE NO WARRANTY, EXPRESS OR IMPLIED, AS TO RESULTS TO BE OBTAINED BY WISDOMTREE, OWNERS OF THE FUND, OR ANY OTHER PERSON OR ENTITY FROM THE USE OF THE INDEX OR ANY DATA INCLUDED THEREIN.

THE CORPORATIONS MAKE NO EXPRESS OR IMPLIED WARRANTIES, AND EXPRESSLY DISCLAIM ALL WARRANTIES OF MERCHANTABILITY OR FITNESS FOR A PARTICULAR PURPOSE OR USE WITH RESPECT TO THE INDEX OR ANY DATA INCLUDED THEREIN. WITHOUT LIMITING ANY OF THE FOREGOING, IN NO EVENT SHALL THE CORPORATIONS HAVE ANY LIABILITY FOR ANY LOST PROFITS OR SPECIAL, INCIDENTAL, PUNITIVE, INDIRECT, OR CONSEQUENTIAL DAMAGES, EVEN IF NOTIFIED OF THE POSSIBILITY OF SUCH DAMAGES.

THE INFORMATION SET FORTH IN THE INDEX IS NOT INTENDED TO BE, AND SHALL NOT BE REGARDED OR CONSTRUED AS, A RECOMMENDATION FOR A TRANSACTION OR INVESTMENT OR FINANCIAL, TAX, INVESTMENT OR OTHER ADVICE OF ANY KIND BY BESSEMER VENTURE PARTNERS. BESSEMER VENTURE PARTNERS DOES NOT PROVIDE INVESTMENT ADVICE TO WISDOMTREE OR THE FUND, IS NOT AN INVESTMENT ADVISER TO THE FUND AND IS NOT RESPONSIBLE FOR THE PERFORMANCE OF THE FUND. THE FUND IS NOT ISSUED, SPONSORED, ENDORSED OR PROMOTED BY BESSEMER VENTURE PARTNERS. BESSEMER VENTURE PARTNERS MAKES NO WARRANTY OR REPRESENTATION REGARDING THE QUALITY, ACCURACY OR COMPLETENESS OF THE INDEX, INDEX VALUES OR ANY INDEX RELATED DATA INCLUDED HEREIN, PROVIDED HERewith OR DERIVED THEREFROM AND ASSUMES NO LIABILITY IN CONNECTION WITH ITS USE. BESSEMER VENTURE PARTNERS AND/OR POOLED INVESTMENT VEHICLES WHICH IT MANAGES, AND INDIVIDUALS AND ENTITIES AFFILIATED WITH SUCH VEHICLES, MAY PURCHASE, SELL OR HOLD SECURITIES OF ISSUERS THAT ARE CONSTITUENTS OF THE INDEX FROM TIME TO TIME AND AT ANY TIME, INCLUDING IN ADVANCE OF OR FOLLOWING AN ISSUER BEING ADDED TO OR REMOVED FROM THE BVP NASDAQ EMERGING CLOUD INDEX.

### **Sustainalytics**

#### **Copyright ©2022 Sustainalytics. All rights reserved.**

For certain of its Funds, WT may evaluate potential holdings using, amongst others, data from Sustainalytics, a Morningstar company and a globally recognized provider of ESG research, ratings and data. Sustainalytics does not assess the issuer's compliance with any (local) legislation, but only supports institutional investors to identify, understand, and manage ESG-driven risks and opportunities. Use of such data is subject to conditions available at <https://www.sustainalytics.com/legal-disclaimers/>. Those WisdomTree Funds that use such data are created and managed by WT. As such, WT and any sub-adviser to such a WisdomTree Fund are solely responsible for the assessment of any data provided by Sustainalytics and the conclusions to be drawn therefrom. Sustainalytics has no role in or responsibility for the assessment of its data with respect to the portfolio composition of any WisdomTree Fund.

### **Financial Highlights**

The financial highlights table is intended to help you understand each Fund's financial performance for the past five fiscal years or, if shorter, the period since a Fund's inception, except with respect to the WisdomTree Emerging Markets ex-China Fund, which had not commenced operations prior to the end of the most recent fiscal period. The total return in the table represents the rate that an investor would have earned (or lost) on an investment in the respective Fund (assuming reinvestment of all dividends and distributions). This information has been derived from the financial statements audited by Ernst & Young LLP, an independent registered public accounting firm, whose report, along with the Funds' financial statements, are included in the Funds' Annual Report, which is available upon request.

## Financial Highlights

Selected data for a share of beneficial interest outstanding throughout the period is presented below:

<b>WisdomTree Dynamic Currency Hedged International Equity Fund</b>		For the Year Ended June 30, 2022	For the Year Ended June 30, 2021	For the Year Ended June 30, 2020	For the Year Ended June 30, 2019	For the Year Ended June 30, 2018
Net asset value, beginning of year		\$ 30.50	\$ 25.40	\$ 28.84	\$ 28.96	\$ 28.27
Investment operations:						
Net investment income <sup>1</sup>		1.34	0.91	0.80	1.04	1.00
Net realized and unrealized gain (loss)		(2.54)	5.27	(3.44)	(0.17)	0.70
Total from investment operations		(1.20)	6.18	(2.64)	0.87	1.70
Dividends to shareholders:						
Net investment income		(1.52)	(1.08)	(0.80)	(0.99)	(1.01)
Net asset value, end of year		\$ 27.78	\$ 30.50	\$ 25.40	\$ 28.84	\$ 28.96
<b>TOTAL RETURN<sup>2</sup></b>		(4.12)%	24.76%	(9.34)% <sup>3</sup>	3.11%	6.04%
<b>RATIOS/SUPPLEMENTAL DATA:</b>						
Net assets, end of year (000's omitted)		\$168,070	\$161,660	\$198,145	\$252,362	\$262,129
Ratios to average net assets of:						
Expenses, net of expense waivers		0.41% <sup>4</sup>	0.39%	0.35%	0.35%	0.35%
Expenses, prior to expense waivers		0.41% <sup>4</sup>	0.40%	0.40%	0.40%	0.40%
Net investment income		4.41%	3.26%	2.87%	3.68%	3.33%
Portfolio turnover rate <sup>5</sup>		35%	38%	17%	26%	15%

<b>WisdomTree Dynamic Currency Hedged International SmallCap Equity Fund</b>		For the Year Ended June 30, 2022	For the Year Ended June 30, 2021	For the Year Ended June 30, 2020	For the Year Ended June 30, 2019	For the Year Ended June 30, 2018
Net asset value, beginning of year		\$ 34.45	\$ 26.22	\$ 29.60	\$ 31.50	\$ 30.12
Investment operations:						
Net investment income <sup>1</sup>		1.37	0.88	0.88	1.12	1.11
Net realized and unrealized gain (loss)		(4.65)	8.46	(3.39)	(2.29)	0.92
Total from investment operations		(3.28)	9.34	(2.51)	(1.17)	2.03
Dividends to shareholders:						
Net investment income		(1.37)	(1.11)	(0.87)	(0.73)	(0.65)
Net asset value, end of year		\$ 29.80	\$ 34.45	\$ 26.22	\$ 29.60	\$ 31.50
<b>TOTAL RETURN<sup>2</sup></b>		(9.78)%	36.12%	(8.70)% <sup>6</sup>	(3.70)%	6.73%
<b>RATIOS/SUPPLEMENTAL DATA:</b>						
Net assets, end of year (000's omitted)		\$58,118	\$41,336	\$38,015	\$34,041	\$17,327
Ratios to average net assets of:						
Expenses, net of expense waivers		0.49% <sup>7</sup>	0.47%	0.43%	0.43%	0.43%
Expenses, prior to expense waivers		0.49% <sup>7</sup>	0.48%	0.48%	0.48%	0.48%
Net investment income		4.06%	2.86%	3.08%	3.77%	3.41%
Portfolio turnover rate <sup>5</sup>		48%	60%	25%	55%	95%

<sup>1</sup> Based on average shares outstanding.

<sup>2</sup> Total return is calculated assuming an initial investment made at the net asset value at the beginning of the period, reinvestment of all dividends and distributions at net asset value during the period and redemption on the last day of the period. For the periods in which the investment adviser waived advisory fees, the total return would have been lower if certain expenses had not been waived.

<sup>3</sup> Includes a voluntary reimbursement from the sub-adviser for investment losses on certain foreign exchange transactions during the period. Excluding this voluntary reimbursement, total return would have been 0.11% lower.

<sup>4</sup> Included in the expense ratio are "Other fees". Without these expenses, the expense ratio would have been 0.40%.

<sup>5</sup> Portfolio turnover rate excludes the value of the portfolio securities received or delivered as a result of in-kind creations or redemptions of the Fund's capital shares. Short-term securities with maturities less than or equal to 365 days are excluded from the portfolio turnover calculation.

<sup>6</sup> Includes a voluntary reimbursement from the sub-adviser for investment losses on certain foreign exchange transactions during the period. Excluding this voluntary reimbursement, total return would have been 0.14% lower.

<sup>7</sup> Included in the expense ratio are "Other fees". Without these expenses, the expense ratio would have been 0.48%.

## Financial Highlights (continued)

Selected data for a share of beneficial interest outstanding throughout the period is presented below:

<b>WisdomTree Emerging Markets ESG Fund</b>	<b>For the Year Ended June 30, 2022</b>	<b>For the Year Ended June 30, 2021</b>	<b>For the Year Ended June 30, 2020<sup>1</sup></b>	<b>For the Year Ended June 30, 2019</b>	<b>For the Year Ended June 30, 2018</b>
Net asset value, beginning of year	\$ 39.34	\$ 27.90	\$ 31.47	\$ 30.95	\$ 29.71
Investment operations:					
Net investment income <sup>2</sup>	0.99	0.62	0.93	1.21	0.96
Net realized and unrealized gain (loss)	(11.07)	11.50	(3.44)	0.38	1.14
Total from investment operations	(10.08)	12.12	(2.51)	1.59	2.10
Dividends to shareholders:					
Net investment income	(0.95)	(0.68)	(1.06)	(1.07)	(0.86)
Net asset value, end of year	\$ 28.31	\$ 39.34	\$ 27.90	\$ 31.47	\$ 30.95
<b>TOTAL RETURN<sup>3</sup></b>	<b>(25.99)%</b>	<b>43.82%</b>	<b>(8.19)%</b>	<b>5.25%</b>	<b>7.05%<sup>4</sup></b>
<b>RATIOS/SUPPLEMENTAL DATA:</b>					
Net assets, end of year (000's omitted)	\$25,481	\$35,404	\$33,482	\$50,353	\$34,042
Ratios to average net assets of:					
Expenses	0.32%	0.32% <sup>5,6</sup>	0.32%	0.32%	0.32%
Net investment income	2.88%	1.79% <sup>5</sup>	3.13%	3.97%	2.91%
Portfolio turnover rate <sup>7</sup>	57%	69%	130% <sup>1</sup>	26%	22%

<b>WisdomTree International ESG Fund</b>	<b>For the Year Ended June 30, 2022</b>	<b>For the Year Ended June 30, 2021</b>	<b>For the Year Ended June 30, 2020<sup>8</sup></b>	<b>For the Year Ended June 30, 2019</b>	<b>For the Year Ended June 30, 2018</b>
Net asset value, beginning of year	\$ 30.78	\$ 24.48	\$ 23.96	\$ 24.67	\$ 23.31
Investment operations:					
Net investment income <sup>2</sup>	0.87	0.51	0.46	0.49	0.71
Net realized and unrealized gain (loss)	(5.98)	6.52	0.73 <sup>9</sup>	0.02	1.03
Total from investment operations	(5.11)	7.03	1.19	0.51	1.74
Dividends and distributions to shareholders:					
Net investment income	(0.85)	(0.73)	(0.50)	(0.29)	(0.21)
Capital gains	-	-	(0.17)	(0.93)	(0.17)
Total dividends and distributions to shareholders	(0.85)	(0.73)	(0.67)	(1.22)	(0.38)
Net asset value, end of year	\$ 24.82	\$ 30.78	\$ 24.48	\$ 23.96	\$ 24.67
<b>TOTAL RETURN<sup>3</sup></b>	<b>(16.85)%</b>	<b>28.94%</b>	<b>4.88%</b>	<b>2.56%</b>	<b>7.44%</b>
<b>RATIOS/SUPPLEMENTAL DATA:</b>					
Net assets, end of year (000's omitted)	\$7,447	\$7,694	\$18,363	\$28,749	\$19,736
Ratios to average net assets of:					
Expenses, net of expense waivers	0.30%	0.30%	0.15% <sup>5</sup>	0.10% <sup>5</sup>	0.10% <sup>5</sup>
Expenses, prior to expense waivers	0.30%	0.30%	0.52% <sup>5</sup>	0.58% <sup>5</sup>	0.58% <sup>5</sup>
Net investment income	2.96%	1.86%	1.89% <sup>5</sup>	2.10% <sup>5</sup>	2.87% <sup>5</sup>
Portfolio turnover rate <sup>7</sup>	87%	80%	112% <sup>8</sup>	6%	4%

<sup>1</sup> The information reflects the investment objective and strategy of the WisdomTree Emerging Markets Dividend Fund through March 15, 2020 and the investment objective and strategy of the WisdomTree Emerging Markets ESG Fund thereafter. The increase in the portfolio turnover rate was primarily a result of the aforementioned investment objective and strategy change.

<sup>2</sup> Based on average shares outstanding.

<sup>3</sup> Total return is calculated assuming an initial investment made at the net asset value at the beginning of the period, reinvestment of all dividends and distributions at net asset value during the period and redemption on the last day of the period. For the periods in which the investment adviser waived advisory fees, the total return would have been lower if certain expenses had not been waived.

<sup>4</sup> Includes a reimbursement from the sub-adviser for an operational error. Excluding the reimbursement, total return would have been unchanged.

<sup>5</sup> The ratios to average net assets do not include net investment income (loss) or expenses of other funds in which the Fund invests.

<sup>6</sup> The expense ratio includes investment advisory fee waivers. Without these investment advisory fee waivers, the expense ratio would have been unchanged.

<sup>7</sup> Portfolio turnover rate excludes the value of the portfolio securities received or delivered as a result of in-kind creations or redemptions of the Fund's capital shares. Short-term securities with maturities less than or equal to 365 days are excluded from the portfolio turnover calculation.

<sup>8</sup> The information reflects the investment objective and strategy of the WisdomTree Dynamic Currency Hedged International Quality Dividend Growth Fund through March 15, 2020 and the investment objective and strategy of the WisdomTree International ESG Fund thereafter. The increase in the portfolio turnover rate was primarily a result of the aforementioned investment objective and strategy change.

<sup>9</sup> The amount of net realized and unrealized gain per share does not correspond with the amounts reported within the Statements of Changes due to the timing of capital share transactions of Fund shares and fluctuating market values during the fiscal year ended.

## Financial Highlights (continued)

Selected data for a share of beneficial interest outstanding throughout the period is presented below:

	For the Year Ended June 30, 2022	For the Year Ended June 30, 2021	For the Year Ended June 30, 2020	For the Year Ended June 30, 2019	For the Year Ended June 30, 2018
<b>WisdomTree U.S. Corporate Bond Fund</b>					
Net asset value, beginning of year	\$ 54.48	\$ 54.40	\$ 51.09	\$ 47.79	\$ 49.88
Investment operations:					
Net investment income <sup>1</sup>	1.25	1.23	1.42	1.59	1.49
Net realized and unrealized gain (loss)	(9.18)	0.25 <sup>2</sup>	3.37	3.28	(2.02)
Total from investment operations	(7.93)	1.48	4.79	4.87	(0.53)
Dividends and distributions to shareholders:					
Net investment income	(1.24)	(1.21)	(1.48)	(1.57)	(1.56)
Capital gains	(0.10)	(0.19)	-	-	-
Total dividends and distributions to shareholders	(1.34)	(1.40)	(1.48)	(1.57)	(1.56)
Net asset value, end of year	\$ 45.21	\$ 54.48	\$ 54.40	\$ 51.09	\$ 47.79
<b>TOTAL RETURN<sup>3</sup></b>	<b>(14.83)%</b>	<b>2.75%</b>	<b>9.54%</b>	<b>10.44%</b>	<b>(1.11)%</b>
<b>RATIOS/SUPPLEMENTAL DATA:</b>					
Net assets, end of year (000's omitted)	\$40,685	\$49,028	\$38,077	\$5,109	\$4,779
Ratios to average net assets of:					
Expenses, net of expense waivers	0.18%	0.18% <sup>4</sup>	0.18%	0.18%	0.18%
Expenses, prior to expense waivers	0.18%	0.21%	0.28%	0.28%	0.28%
Net investment income	2.42%	2.27%	2.71%	3.29%	3.02%
Portfolio turnover rate <sup>5</sup>	52%	36%	25%	22%	21%
<b>WisdomTree U.S. High Yield Corporate Bond Fund</b>					
	For the Year Ended June 30, 2022	For the Year Ended June 30, 2021	For the Year Ended June 30, 2020	For the Year Ended June 30, 2019	For the Year Ended June 30, 2018
Net asset value, beginning of year	\$ 52.79	\$ 48.53	\$ 51.51	\$ 49.77	\$ 52.29
Investment operations:					
Net investment income <sup>1</sup>	2.20	2.32	2.64	2.84	2.91
Net realized and unrealized gain (loss)	(8.92)	4.28	(3.00)	1.69	(2.14)
Total from investment operations	(6.72)	6.60	(0.36)	4.53	0.77
Dividends and distributions to shareholders:					
Net investment income	(2.15)	(2.34)	(2.62)	(2.75)	(2.89)
Capital gains	-	-	-	(0.04)	(0.40)
Tax return of capital	-	-	(0.00) <sup>6</sup>	-	-
Total dividends and distributions to shareholders	(2.15)	(2.34)	(2.62)	(2.79)	(3.29)
Net asset value, end of year	\$ 43.92	\$ 52.79	\$ 48.53	\$ 51.51	\$ 49.77
<b>TOTAL RETURN<sup>3</sup></b>	<b>(13.16)%</b>	<b>13.84%</b>	<b>(0.72)%</b>	<b>9.43%</b>	<b>1.49%</b>
<b>RATIOS/SUPPLEMENTAL DATA:</b>					
Net assets, end of year (000's omitted)	\$171,295	\$158,359	\$63,083	\$15,453	\$4,977
Ratios to average net assets of:					
Expenses, net of expense waivers	0.38%	0.38% <sup>7</sup>	0.38%	0.38%	0.38%
Expenses, prior to expense waivers	0.38%	0.41%	0.48%	0.48%	0.48%
Net investment income	4.36%	4.51%	5.32%	5.68%	5.67%
Portfolio turnover rate <sup>5</sup>	24%	21%	22%	14%	35%

<sup>1</sup> Based on average shares outstanding.

<sup>2</sup> The amount of net realized and unrealized gain per share does not correspond with the amounts reported within the Statements of Changes due to the timing of capital share transactions of Fund shares and fluctuating market values during the fiscal year ended.

<sup>3</sup> Total return is calculated assuming an initial investment made at the net asset value at the beginning of the period, reinvestment of all dividends and distributions at net asset value during the period and redemption on the last day of the period. For the periods in which the investment adviser waived advisory fees, the total return would have been lower if certain expenses had not been waived.

<sup>4</sup> The investment adviser had contractually agreed to limit the advisory fee to 0.18% through October 31, 2020. On October 31, 2020, the contractual waiver expired and the advisory fee was permanently reduced to 0.18%.

<sup>5</sup> Portfolio turnover rate excludes the value of the portfolio securities received or delivered as a result of in-kind creations or redemptions of the Fund's capital shares. Short-term securities with maturities less than or equal to 365 days are excluded from the portfolio turnover calculation.

<sup>6</sup> Amount represents less than \$0.005.

<sup>7</sup> The investment adviser had contractually agreed to limit the advisory fee to 0.38% through October 31, 2020. On October 31, 2020, the contractual waiver expired and the advisory fee was permanently reduced to 0.38%.



## Financial Highlights (continued)

Selected data for a share of beneficial interest outstanding throughout the period is presented below:

<b>WisdomTree U.S. Short-Term Corporate Bond Fund</b>	<b>For the Year Ended June 30, 2022</b>	<b>For the Year Ended June 30, 2021</b>	<b>For the Year Ended June 30, 2020</b>	<b>For the Year Ended June 30, 2019</b>	<b>For the Year Ended June 30, 2018</b>
Net asset value, beginning of year	\$ 51.48	\$ 51.58	\$ 50.43	\$ 49.03	\$ 49.94
Investment operations:					
Net investment income <sup>1</sup>	0.68	0.75	1.23	1.24	0.98
Net realized and unrealized gain (loss)	(3.82)	0.06 <sup>2</sup>	1.13 <sup>2</sup>	1.39	(0.88)
Total from investment operations	(3.14)	0.81	2.36	2.63	0.10
Dividends and distributions to shareholders:					
Net investment income	(0.62)	(0.75)	(1.21)	(1.23)	(1.01)
Capital gains	(0.21)	(0.16)	-	-	-
Total dividends and distributions to shareholders	(0.83)	(0.91)	(1.21)	(1.23)	(1.01)
Net asset value, end of year	\$ 47.51	\$ 51.48	\$ 51.58	\$ 50.43	\$ 49.03
<b>TOTAL RETURN<sup>3</sup></b>	<b>(6.18)%</b>	<b>1.59%</b>	<b>4.75%</b>	<b>5.44%</b>	<b>0.19%</b>
<b>RATIOS/SUPPLEMENTAL DATA:</b>					
Net assets, end of year (000's omitted)	\$42,757	\$30,886	\$20,632	\$5,043	\$4,903
Ratios to average net assets of:					
Expenses, net of expense waivers	0.18%	0.18% <sup>4</sup>	0.18%	0.18%	0.18%
Expenses, prior to expense waivers	0.18%	0.21%	0.28%	0.28%	0.28%
Net investment income	1.36%	1.46%	2.43%	2.50%	1.98%
Portfolio turnover rate <sup>5</sup>	55%	47%	43%	28%	41%

<b>WisdomTree Emerging Markets Efficient Core Fund</b>	<b>For the Year Ended June 30, 2022</b>	<b>For the Period May 20, 2021* through June 30, 2021</b>
Net asset value, beginning of period	\$ 41.51	\$ 39.75
Investment operations:		
Net investment income <sup>1</sup>	0.82	0.13
Net realized and unrealized gain (loss)	(12.71)	1.69
Total from investment operations	(11.89)	1.82
Dividends and distributions to shareholders:		
Net investment income	(0.73)	(0.06)
Capital gains	(0.26)	-
Total dividends and distributions to shareholders	(0.99)	(0.06)
Net asset value, end of period	\$ 28.63	\$ 41.51
<b>TOTAL RETURN<sup>3</sup></b>	<b>(29.06)%</b>	<b>4.58%</b>
<b>RATIOS/SUPPLEMENTAL DATA:</b>		
Net assets, end of period (000's omitted)	\$34,352	\$2,075
Ratios to average net assets of:		
Expenses, net of expense waivers	0.32% <sup>6</sup>	0.31% <sup>6,7</sup>
Expenses, prior to expense waivers	0.32% <sup>6</sup>	0.32% <sup>6,7</sup>
Net investment income	2.52% <sup>6</sup>	2.68% <sup>6,7</sup>
Portfolio turnover rate <sup>5</sup>	102%	3%

\* Commencement of operations. The commencement of operations date is considered to be the date that the Fund began trading in the secondary market.

<sup>1</sup> Based on average shares outstanding.

<sup>2</sup> The amount of net realized and unrealized gain per share does not correspond with the amounts reported within the Statements of Changes due to the timing of capital share transactions of Fund shares and fluctuating market values during the fiscal year ended.

<sup>3</sup> Total return is calculated assuming an initial investment made at the net asset value at the beginning of the period, reinvestment of all dividends and distributions at net asset value during the period and redemption on the last day of the period. Total return calculated for a period of less than one year is not annualized. For the periods in which the investment adviser waived advisory fees, the total return would have been lower if certain expenses had not been waived.

<sup>4</sup> The investment adviser had contractually agreed to limit the advisory fee to 0.18% through October 31, 2020. On October 31, 2020, the contractual waiver expired and the advisory fee was permanently reduced to 0.18%.

<sup>5</sup> Portfolio turnover rate excludes the value of the portfolio securities received or delivered as a result of in-kind creations or redemptions of the Fund's capital shares. Short-term securities with maturities less than or equal to 365 days are excluded from the portfolio turnover calculation.

<sup>6</sup> The ratios to average net assets do not include net investment income (loss) or expenses of other funds in which the Fund invests.

<sup>7</sup> Annualized.

## Financial Highlights (continued)

Selected data for a share of beneficial interest outstanding throughout the period is presented below:

	For the Year Ended June 30, 2022	For the Period May 20, 2021* through June 30, 2021
<b>WisdomTree International Efficient Core Fund</b>		
Net asset value, beginning of period	\$ 39.98	\$ 39.43
Investment operations:		
Net investment income <sup>1</sup>	1.19	0.09
Net realized and unrealized gain (loss)	(9.26)	0.50 <sup>2</sup>
Total from investment operations	(8.07)	0.59
Dividends and distributions to shareholders:		
Net investment income	(0.96)	(0.04)
Capital gains	(0.02)	-
Total dividends and distributions to shareholders	(0.98)	(0.04)
Net asset value, end of period	\$ 30.93	\$ 39.98
<b>TOTAL RETURN<sup>3</sup></b>	(20.44)%	1.50%
<b>RATIOS/SUPPLEMENTAL DATA:</b>		
Net assets, end of period (000's omitted)	\$75,767	\$1,999
Ratios to average net assets of:		
Expenses	0.26%	0.26% <sup>4</sup>
Net investment income	3.30%	1.94% <sup>4</sup>
Portfolio turnover rate <sup>5</sup>	13%	0%

	For the Year Ended June 30, 2022	For the Year Ended June 30, 2021	For the Year Ended June 30, 2020	For the Period August 2, 2018* through June 30, 2019
<b>WisdomTree U.S. Efficient Core Fund</b>				
Net asset value, beginning of period	\$ 40.57	\$ 30.60	\$ 27.14	\$ 25.08
Investment operations:				
Net investment income <sup>1</sup>	0.42	0.41	0.45	0.38
Net realized and unrealized gain (loss)	(7.23)	9.95	3.39	2.01
Total from investment operations	(6.81)	10.36	3.84	2.39
Dividends and distributions to shareholders:				
Net investment income	(0.40)	(0.37)	(0.27)	(0.33)
Capital gains	-	(0.02)	(0.11)	-
Total dividends and distributions to shareholders	(0.40)	(0.39)	(0.38)	(0.33)
Net asset value, end of period	\$ 33.36	\$ 40.57	\$ 30.60	\$ 27.14
<b>TOTAL RETURN<sup>3</sup></b>	(16.95)%	34.04%	14.25%	9.64%
<b>RATIOS/SUPPLEMENTAL DATA:</b>				
Net assets, end of period (000's omitted)	\$695,605	\$519,284	\$238,679	\$5,428
Ratios to average net assets of:				
Expenses	0.20%	0.20%	0.20%	0.20% <sup>4</sup>
Net investment income	1.05%	1.12%	1.57%	1.68% <sup>4</sup>
Portfolio turnover rate <sup>5</sup>	7%	9%	13%	11%

\* Commencement of operations. The commencement of operations date is considered to be the date that the Fund began trading in the secondary market.

<sup>1</sup> Based on average shares outstanding.

<sup>2</sup> The amount of net realized and unrealized gain per share does not correspond with the amounts reported within the Statements of Changes due to the timing of capital share transactions of Fund shares and fluctuating market values during the fiscal year ended.

<sup>3</sup> Total return is calculated assuming an initial investment made at the net asset value at the beginning of the period, reinvestment of all dividends and distributions at net asset value during the period and redemption on the last day of the period. Total return calculated for a period of less than one year is not annualized.

<sup>4</sup> Annualized.

<sup>5</sup> Portfolio turnover rate is not annualized for fiscal periods less than one year and excludes the value of the portfolio securities received or delivered as a result of in-kind creations or redemptions of the Fund's capital shares. Short-term securities with maturities less than or equal to 365 days are excluded from the portfolio turnover calculation.

## Financial Highlights (continued)

*Selected data for a share of beneficial interest outstanding throughout the period is presented below:*

	For the Period December 9, 2021* through June 30, 2022
<b>WisdomTree Artificial Intelligence and Innovation Fund</b>	
Net asset value, beginning of period	\$ 25.22
Investment operations:	
Net investment income <sup>1</sup>	0.03
Net realized and unrealized loss	(10.21)
Total from investment operations	(10.18)
Net asset value, end of period	\$ 15.04
<b>TOTAL RETURN<sup>2</sup></b>	<b>(40.36)%</b>
<b>RATIOS/SUPPLEMENTAL DATA:</b>	
Net assets, end of period (000's omitted)	\$752
Ratios to average net assets of:	
Expenses	0.45% <sup>3</sup>
Net investment income	0.26% <sup>3</sup>
Portfolio turnover rate <sup>4</sup>	11%

	For the Period February 17, 2022* through June 30, 2022
<b>WisdomTree Battery Value Chain and Innovation Fund</b>	
Net asset value, beginning of period	\$ 40.49
Investment operations:	
Net investment income <sup>1</sup>	0.22
Net realized and unrealized gain	(5.97)
Total from investment operations	(5.75)
Net asset value, end of period	\$ 34.74
<b>TOTAL RETURN<sup>2</sup></b>	<b>(14.20)%</b>
<b>RATIOS/SUPPLEMENTAL DATA:</b>	
Net assets, end of period (000's omitted)	\$1,737
Ratios to average net assets of:	
Expenses	0.45% <sup>3</sup>
Net investment income	1.56% <sup>3</sup>
Portfolio turnover rate <sup>4</sup>	48%

\* Commencement of operations. The commencement of operations date is considered to be the date that the Fund began trading in the secondary market.

<sup>1</sup> Based on average shares outstanding.

<sup>2</sup> Total return is calculated assuming an initial investment made at the net asset value at the beginning of the period, reinvestment of all dividends and distributions at net asset value during the period and redemption on the last day of the period. Total return calculated for a period of less than one year is not annualized.

<sup>3</sup> Annualized.

<sup>4</sup> Portfolio turnover rate is not annualized for fiscal periods less than one year and excludes the value of the portfolio securities received or delivered as a result of in-kind creations or redemptions of the Fund's capital shares. Short-term securities with maturities less than or equal to 365 days are excluded from the portfolio turnover calculation.

## Financial Highlights (continued)

Selected data for a share of beneficial interest outstanding throughout the period is presented below:

	For the Year Ended June 30, 2022	For the Period June 3, 2021* through June 30, 2021
<b>WisdomTree BioRevolution Fund</b>		
Net asset value, beginning of period	\$ 26.65	\$ 25.03
Investment operations:		
Net investment income (loss) <sup>1</sup>	0.08	(0.00) <sup>2</sup>
Net realized and unrealized gain (loss)	(9.34)	1.62
Total from investment operations	(9.26)	1.62
Dividends to shareholders:		
Net investment income	(0.03)	–
Net asset value, end of period	\$ 17.36	\$ 26.65
<b>TOTAL RETURN<sup>3</sup></b>	<b>(34.79)%</b>	<b>6.47%</b>
<b>RATIOS/SUPPLEMENTAL DATA:</b>		
Net assets, end of period (000's omitted)	\$4,688	\$2,665
Ratios to average net assets of:		
Expenses	0.45%	0.45% <sup>4</sup>
Net investment income (loss)	0.36%	(0.07)% <sup>4</sup>
Portfolio turnover rate <sup>5</sup>	17%	0%

	For the Year Ended June 30, 2022	For the Year Ended June 30, 2021	For the Period September 6, 2019* through June 30, 2020
<b>WisdomTree Cloud Computing Fund</b>			
Net asset value, beginning of period	\$ 55.89	\$ 38.96	\$ 25.06
Investment operations:			
Net investment loss <sup>1</sup>	(0.21)	(0.22)	(0.11)
Net realized and unrealized gain (loss)	(27.65)	17.15	14.01
Total from investment operations	(27.86)	16.93	13.90
Net asset value, end of period	\$ 28.03	\$ 55.89	\$ 38.96
<b>TOTAL RETURN<sup>3</sup></b>	<b>(49.85)%</b>	<b>43.45%</b>	<b>55.47%</b>
<b>RATIOS/SUPPLEMENTAL DATA:</b>			
Net assets, end of period (000's omitted)	\$630,651	\$1,277,042	\$420,771
Ratios to average net assets of:			
Expenses	0.45%	0.45%	0.45% <sup>4</sup>
Net investment loss	(0.44)%	(0.44)%	(0.43)% <sup>4</sup>
Portfolio turnover rate <sup>5</sup>	50%	40%	8%

\* Commencement of operations. The commencement of operations date is considered to be the date that the Fund began trading in the secondary market.

<sup>1</sup> Based on average shares outstanding.

<sup>2</sup> Amount represents less than \$0.005.

<sup>3</sup> Total return is calculated assuming an initial investment made at the net asset value at the beginning of the period, reinvestment of all dividends and distributions at net asset value during the period and redemption on the last day of the period. Total return calculated for a period of less than one year is not annualized.

<sup>4</sup> Annualized.

<sup>5</sup> Portfolio turnover rate is not annualized for fiscal periods less than one year and excludes the value of the portfolio securities received or delivered as a result of in-kind creations or redemptions of the Fund's capital shares. Short-term securities with maturities less than or equal to 365 days are excluded from the portfolio turnover calculation.

## Financial Highlights (concluded)

Selected data for a share of beneficial interest outstanding throughout the period is presented below:

	For the Year Ended June 30, 2022	For the Period January 28, 2021* through June 30, 2021
<b>WisdomTree Cybersecurity Fund</b>		
Net asset value, beginning of period	\$ 24.43	\$ 24.17
Investment operations:		
Net investment income (loss) <sup>1</sup>	0.12	(0.01)
Net realized and unrealized gain (loss)	(6.63)	0.27
Total from investment operations	(6.51)	0.26
Dividends to shareholders:		
Net investment income	(0.11)	-
Net asset value, end of period	\$ 17.81	\$ 24.43
<b>TOTAL RETURN<sup>2</sup></b>	<b>(26.79)%</b>	<b>1.08%</b>
<b>RATIOS/SUPPLEMENTAL DATA:</b>		
Net assets, end of period (000's omitted)	\$32,762	\$26,875
Ratios to average net assets of:		
Expenses	0.45%	0.45% <sup>3</sup>
Net investment income (loss)	0.49%	(0.16)% <sup>3</sup>
Portfolio turnover rate <sup>4</sup>	56%	18%

\* Commencement of operations. The commencement of operations date is considered to be the date that the Fund began trading in the secondary market.

<sup>1</sup> Based on average shares outstanding.

<sup>2</sup> Total return is calculated assuming an initial investment made at the net asset value at the beginning of the period, reinvestment of all dividends and distributions at net asset value during the period and redemption on the last day of the period. Total return calculated for a period of less than one year is not annualized.

<sup>3</sup> Annualized.

<sup>4</sup> Portfolio turnover rate is not annualized for fiscal periods less than one year and excludes the value of the portfolio securities received or delivered as a result of in-kind creations or redemptions of the Fund's capital shares. Short-term securities with maturities less than or equal to 365 days are excluded from the portfolio turnover calculation.



WisdomTree Trust  
250 West 34<sup>th</sup> Street, 3<sup>rd</sup> Floor  
New York, NY 10119



**GO PAPERLESS**

Sign up for eDelivery  
with your broker.

The Funds' current SAI provides additional detailed information about the Funds. The Trust has electronically filed the SAI with the SEC. It is incorporated by reference in this Prospectus.

Additional information about the Funds' investments is or will be available in the Funds' annual and semi-annual reports to shareholders. In the annual report you will find a discussion of the market conditions and investment strategies that significantly affected the Funds' performance during the last fiscal year.

To make shareholder inquiries, for more detailed information on the Funds, or to request the SAI or annual or semi-annual shareholder reports, as applicable, free of charge, please:

**Call: 1-866-909-9473**  
**Monday through Friday**  
**9:00 a.m. to 5:30 p.m.**  
**(Eastern time)**

**Write: WisdomTree Trust**  
**c/o Foreside Fund Services, LLC**  
**Three Canal Plaza, Suite 100**  
**Portland, Maine 04101**

**Visit: [www.wisdomtree.com](http://www.wisdomtree.com)**

Reports and other information about the Funds are available on the EDGAR Database on the SEC's Internet site at [www.sec.gov](http://www.sec.gov), and copies of this information may be obtained, after paying a duplicating fee, by electronic request at the following e-mail address: [publicinfo@sec.gov](mailto:publicinfo@sec.gov).

No person is authorized to give any information or to make any representations about any Fund and its shares not contained in this Prospectus and you should not rely on any other information. Read and keep this Prospectus for future reference.

© 2022 WisdomTree Trust

WisdomTree Funds are distributed in the U.S. by  
Foreside Fund Services, LLC  
Three Canal Plaza, Suite 100  
Portland, Maine 04101

WisdomTree® is a registered mark of WisdomTree, Inc.

INVESTMENT COMPANY ACT FILE NO. 811-21864  
WIS-PR-0630-1122