



HALBERT HARGROVE

How to read your Schwab statement for realized gains/losses and portfolio income:

We've included a sample statement to highlight the sections where you can view realized year-to-date gains/losses and portfolio income.

We've highlighted the sections below to indicate where you can find the information you need to get a clear picture of the potential tax impacts from your account(s) year to date. On the sample statement, account information is aggregated on page 3.

- Under the 'Gain or (Loss) Summary' section, you will find a summary of realized gains or loss information during the current statement period. These figures exclude transactions where cost-basis information is incomplete.
 - More detailed transaction data is listed on page 15 with specific sale information.
- The 'Income Summary' section provides a summary of income earned in the current statement period and year to date.

This document and sample statement are provided for general information and educational purposes only. HH is neither a law firm nor accounting firm, nor does it serve as an attorney or accountant. No portion of its services, or this content, should be construed as legal or accounting advice. Any securities shown in the sample statement are illustrative only and should not be construed as a recommendation to buy or sell any securities, nor should it be construed as a recommendation or endorsement of those securities. Different types of investments involve varying degrees of risk, and it should not be assumed that future performance of any specific investment or investment strategy, or any non-investment related or planning services, discussion or content, will be profitable, be suitable for your portfolio or individual situation, or prove successful. Neither HH's investment adviser registration status, nor any amount of prior experience or success, should be construed that a certain level of results or satisfaction will be achieved if HH is engaged, or continues to be engaged, to provide investment advisory services. No portion of the content should be construed by a client or prospective client as a guarantee that he/she will experience a certain level of results if HH is engaged, or continues to be engaged, to provide investment



Schwab One® Account of
DANA JONES TTEE
JONES CHARITABLE TRUST
 U/A DTD 08/22/1973 FBO R JONES

Account Number
1111-9999

Need help reading this statement?
 Visit www.schwab.com/StatementUserGuide for more information.

Your Independent Investment Manager and/or Advisor

JOHN Q. ADVISOR
FINANCIAL CONSULTING
1234 MAIN STREET
SAN FRANCISCO, CA 94111 USA
(415) 123-0987

The custodian of your brokerage account is Charles Schwab & Co., Inc.

This report is provided by Schwab. Except as noted in the terms and conditions, your Investment Manager and/or Advisor is independently owned and operated and is not affiliated with Schwab. For questions about this statement, or if there is a change in your financial situation, investment objectives or risk profile, please contact your Independent Investment Manager and/or Advisor.

XYZ Managed Portfolios
XYZ Investment Management Inc.
XYZ Moderately Aggressive

Table of Contents

Page

Change in Account Value	2
Asset Composition	2
Gain or (Loss) Summary	3
Income Summary	3
Margin Loan Information.....	3
Cash Transactions Summary.....	4
Investment Detail.....	4
Realized Gain or (Loss).....	15
Transaction Detail	16
Bank Sweep Activity	19
Trades Pending Settlement.....	20
Pending Corporate Actions.....	20
Open Orders	20
Endnotes for Your Account.....	21

Advisor Logo

DANA JONES
123 MAIN STREET
ANYTOWN, NY 12345-0000

All investments in this sample are hypothetical and are not intended to reflect the share price of any existing entity. Values and calculations may not be an accurate reflection of the transactions and balances. The names used are fictional and are not intended to reflect any existing individual or company. All examples, figures and disclosures used are for illustrative purposes only and are not intended to be reflective of results that a client should expect to achieve, nor should they be construed as recommendations to buy, sell or continue to hold any investment or investment type.



Schwab One® Account of
DANA JONES TTEE
JONES CHARITABLE TRUST
 U/A DTD 08/22/1973 FBO R JONES

Account Number
1111-9999

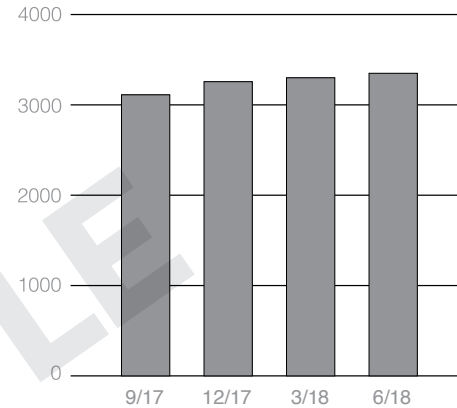
Account Value as of 06/30: \$3,345,834.80

Change in Account Value

This Period Year to Date

	This Period	Year to Date
Starting Value	\$3,295,752.51	\$3,280,045.42
Credits	37,997.22	73,192.51
Debits	(37,974.82)	(57,974.82)
Transfer of Securities (In/Out)	4,480.00	10,580.52
Income Reinvested	(347.97)	(895.65)
Change in Value of Investments	45,927.86	40,886.82
Ending Value on 6/30/2024^A	\$3,345,834.80	\$3,345,834.80
Accrued Income ^d	\$5,577.94	
Ending Value with Accrued Income^{dΔ}	\$3,351,412.74	
Total Change in Account Value	\$50,082.29	\$65,789.38
Total Change with Accrued Income^d	\$55,560.23	

Account Value [in Thousands]



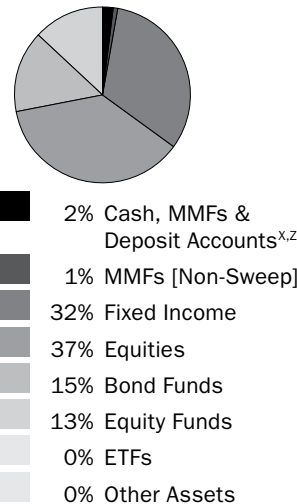
For Your Information:
 This is a dynamic message box that will appear on a client's statement when we have an important message to relay to that client.

Asset Composition

Market Value % of Account Assets

Cash, Money Market & Deposit Accounts ^{x, z}	\$64,854.08	2%
Money Market Funds [Non-Sweep]	45,781.70	1%
Fixed Income	1,045,098.93	32%
Equities	1,250,379.40	37%
Bond Funds	512,015.95	15%
Equity Funds	429,334.74	13%
Exchange-Traded Funds (ETFs)	1,320.00	0%
Other Assets	3,300.00	0%
Total Assets Long^A	3,352,084.80	
Options Short	(6,250.00)	
Total Assets Short	(6,250.00)	
Margin Loan Balance	0.00	
Total Account Value^A	\$3,345,834.80	100%

Overview



Advisor Logo

Your Independent Investment Advisor is not affiliated with or an agent of Schwab, and Schwab does not supervise or endorse your Advisor.

All investments in this sample are hypothetical and are not intended to reflect the share price of any existing entity. Values and calculations may not be an accurate reflection of the transactions and balances. The names used are fictional and are not intended to reflect any existing individual or company. All examples, figures and disclosures used are for illustrative purposes only and are not intended to be reflective of results that a client should expect to achieve, nor should they be construed as recommendations to buy, sell or continue to hold any investment or investment type.



Schwab One® Account of
DANA JONES TTEE
JONES CHARITABLE TRUST
 U/A DTD 08/22/1973 FBO R JONES

Account Number
1111-9999

Gain or (Loss) Summary

	Realized Gain or (Loss) This Period		Unrealized Gain or (Loss)
	Short Term	Long Term	
All Investments	\$652.17	\$3,051.61	\$408,176.42 ⁱ

Values may not reflect all of your gains/losses.

Income Summary

	This Period		Year to Date	
	Federally Tax-Exempt ¹	Federally Taxable	Federally Tax-Exempt ¹	Federally Taxable
Deposit Account Interest	0.00	278.23	0.00	278.23
Money Funds Dividends	0.00	275.48	0.00	873.42
Cash Dividends ³	0.00	3.21	0.00	23.11
Treasury Bond Interest	0.00	356.25	0.00	356.25
Total Capital Gains	0.00	69.28	30.00	956.25
Total Income	0.00	982.45	30.00	2,487.26
Accrued Interest Paid ⁴	0.00	(33.25)	0.00	(124.47)
Interest Paid on Margin Loan—This Period ²		0.00		
Interest Paid on Margin Loan—Year to Date ²		12.83		

¹Certain income in this category may qualify for state tax exemption; consult your tax advisor.
²Certain margin loan interest may be deductible; consult your tax advisor.
³Amounts reported as Cash Dividends in the Income Summary may include substitute payments in lieu of income.
⁴Certain accrued interest paid on taxable bonds may be deductible; consult your tax advisor.

Margin Loan Information

	Margin Loan Balance	Funds Available to Withdraw*	Securities Buying Power*	Margin Loan Rates Vary by Balance
This Period	0.00	64,211.76	128,423.52	6.00% – 8.82%

The opening margin loan balance for the statement period was \$0.00.
 For more information about the margin feature, please visit schwab.com/margin.
 *Values include any cash plus the amount available using margin borrowing.

All investments in this sample are hypothetical and are not intended to reflect the share price of any existing entity. Values and calculations may not be an accurate reflection of the transactions and balances. The names used are fictional and are not intended to reflect any existing individual or company. All examples, figures and disclosures used are for illustrative purposes only and are not intended to be reflective of results that a client should expect to achieve, nor should they be construed as recommendations to buy, sell or continue to hold any investment or investment type.



Schwab One® Account of
DANA JONES TTEE
JONES CHARITABLE TRUST
 U/A DTD 08/22/1973 FBO R JONES

Account Number
1111-9999

Cash Transactions Summary

	This Period	Year to Date
Starting Cash*	\$38,017.38	\$626,024.22
Deposits and Other Cash Credits	0.00	10,000.00
Investments Sold	37,014.77	65,872.89
Dividends and Interest	982.45	5,500.00
Withdrawals and Other Debits	(889.90)	(2,920.00)
Investments Purchased	(30,200.47)	(659,482.73)
Fees and Charges	(70.15)	(140.30)
Total Cash Transaction Detail	6,836.70	(581,170.14)
Ending Cash*	\$44,854.08	\$44,854.08

*Cash (includes any cash debit balance) held in your account plus the value of any cash invested in a sweep money fund.

Investment Detail — Cash and Bank Sweep

Cash	Starting Balance	Ending Balance	% of Account Assets
Cash	0.00	2,631.64	1%
Total Cash	0.00	2,631.64	1%
Bank Sweep	Starting Balance	Ending Balance	% of Account Assets
Bank Sweep ^{x,z}	0.00	62,222.44	1%
Total Bank Sweep	0.00	62,222.44	1%
Total Cash and Bank Sweep		\$64,854.08	2%

Schwab has provided accurate gain and loss information wherever possible for most investments. Cost basis data may be incomplete or unavailable for some of your holdings. Please see "Endnotes for Your Account" section for an explanation of the endnote codes and symbols on this statement.

All investments in this sample are hypothetical and are not intended to reflect the share price of any existing entity. Values and calculations may not be an accurate reflection of the transactions and balances. The names used are fictional and are not intended to reflect any existing individual or company. All examples, figures and disclosures used are for illustrative purposes only and are not intended to be reflective of results that a client should expect to achieve, nor should they be construed as recommendations to buy, sell or continue to hold any investment or investment type.



Schwab One® Account of
DANA JONES TTEE
JONES CHARITABLE TRUST
 U/A DTD 08/22/1973 FBO R JONES

Account Number
1111-9999

Investment Detail — Money Market Funds [Non-Sweep]

Fund Name	Quantity	Market Price	Market Value	Current Yield	% of Account Assets
Value Advantage Fund: VXXXX ^{(M),o}	45,781.7000	1.0000	45,781.70	1.51%	1%
Total Money Market Funds [Non-Sweep]			45,781.70		1%

Investment Detail — Fixed Income

	Par	Market Price	Market Value	Adjusted Cost Basis	% of Account Assets	Unrealized Gain or (Loss)	Estimated Annual Income
US Treasuries			Cost Basis				Yield to Maturity
TREASURY NOTE 7.125% ^(M)	6,000.0000	101.6250	6,097.50	3,043.19ⁱ	<1%	3,054.31^{bi}	427.50
DUE 06/16/20			3,064.40				6.53%
CALLABLE 09/30/20 AT 105							
CUSIP: XX4987BBB							
MOODY'S: AAA							
						Accrued Interest: 18.74	
TREASURY NOTE 5.125% ^(M)	2,000.0000	99.1250	1,982.50	1,995.34	<1%	(12.84)^b	102.50
DUE 06/16/20			1,962.50				6.15%
PRE-REFUNDED 09/30/20 AT 105							
CUSIP: XX4987YYY							
MOODY'S: AAA							
						Accrued Interest: 4.49	
TREASURY NOTE VAR ^(M)	2,000.0000	99.1250	1,982.50	N/A	<1%	920.00	N/A
DUE 06/16/20			1,062.50				N/A
CALLABLE 09/30/20 AT 105							
CUSIP: XX4987YYY							
MOODY'S: AAA							
Total US Treasuries			10,062.50	5,038.53ⁱ	<1%	3,961.47^{bi}	530.00
			Total Cost Basis:	6,089.40 ⁱ			

Total Accrued Interest for US Treasuries: 23.23

Schwab has provided accurate gain and loss information wherever possible for most investments. Cost basis data may be incomplete or unavailable for some of your holdings. Please see "Endnotes for Your Account" section for an explanation of the endnote codes and symbols on this statement.

All investments in this sample are hypothetical and are not intended to reflect the share price of any existing entity. Values and calculations may not be an accurate reflection of the transactions and balances. The names used are fictional and are not intended to reflect any existing individual or company. All examples, figures and disclosures used are for illustrative purposes only and are not intended to be reflective of results that a client should expect to achieve, nor should they be construed as recommendations to buy, sell or continue to hold any investment or investment type.



Schwab One® Account of
DANA JONES TTEE
JONES CHARITABLE TRUST
 U/A DTD 08/22/1973 FBO R JONES

Account Number
1111-9999

Investment Detail — Fixed Income (continued)

	Par	Market Price	Market Value	Adjusted Cost Basis	% of Account Assets	Unrealized Gain or (Loss)	Estimated Annual Income
			Cost Basis				Yield to Maturity
Government Obligations							
FEDERAL LN 5.785% 20 ^(M)	160,000.0000	98.3125	157,300.00	157,712.84	5%	(412.84)^b	9,256.00
CONS BD 03/15/20			152,000.00				6.29%
CUSIP: YY7007BBC							
MOODY'S: AAA S&P: AAA							Accrued Interest: 2,725.26
Total Government Obligations			157,300.00	157,712.84	5%	(412.84)^b	9,256.00
	Total Cost Basis:		152,000.00				
Total Accrued Interest for Government Obligations: 2,725.26							
Corporate Bonds							
AB&B CORP 8.125% 22 ^(M)	20,000.0000	102.0000	20,400.00	20,000.00	1%	400.00	1,625.00
DEBENTURE 01/15/22			20,000.00				8.30%
CUSIP: YYY007ABC							
MOODY'S: A1 S&P: AA-							Accrued Interest: 749.31
TTT CORP 7.75% 25	30,000.0000	75.0200	22,506.00	21,433.11	1%	1,072.89	2,325.00
DEB 11/15/25			21,000.00				8.05%
CUSIP: 038918AAA							
MOODY'S: BA1 S&P: BB							Accrued Interest: 297.08
Total Corporate Bonds			42,906.00	41,433.11	2%	1,472.89	3,950.00
	Total Cost Basis:		41,000.00				
Total Accrued Interest for Corporate Bonds: 1,046.39							

Schwab has provided accurate gain and loss information wherever possible for most investments. Cost basis data may be incomplete or unavailable for some of your holdings. Please see "Endnotes for Your Account" section for an explanation of the endnote codes and symbols on this statement.

All investments in this sample are hypothetical and are not intended to reflect the share price of any existing entity. Values and calculations may not be an accurate reflection of the transactions and balances. The names used are fictional and are not intended to reflect any existing individual or company. All examples, figures and disclosures used are for illustrative purposes only and are not intended to be reflective of results that a client should expect to achieve, nor should they be construed as recommendations to buy, sell or continue to hold any investment or investment type.



Schwab One® Account of
DANA JONES TTEE
JONES CHARITABLE TRUST
 U/A DTD 08/22/1973 FBO R JONES

Account Number
1111-9999

Investment Detail — Fixed Income (continued)

	Par	Market Price	Market Value	Adjusted Cost Basis	% of Account Assets	Unrealized Gain or (Loss)	Estimated Annual Income
Convertible Bonds			Cost Basis				Yield to Maturity
AMERICA WIRED 0% 19	50,000.0000	60.6563	30,328.15	34,713.48	1%	(4,385.33)^b	0.00
SUB DEBENT 12/15/19			29,775.00				0.00%
CUSIP: 811117ABC							
MOODY'S: BA3 S&P: BB-							Accrued Interest: 0.00
Total Convertible Bonds			30,328.15	34,713.48	1%	(4,385.33)^b	0.00
		Total Cost Basis:	29,775.00				
Total Accrued Interest for Convertible Bonds: 0.00							
Municipal Bonds							
ANYTOWN CALIF 3.65% 20 ^(M)	100,000.0000	98.5180	98,518.00	99,405.93	3%	(887.93)^b	3,650.00
DEPT WTR & 07/15/20			99,075.00				3.50%
PWR ELEC PLT REV FSA							
CUSIP: YY54787BBB							
MOODY'S: AAA S&P: AAA							Accrued Interest: 1,677.81
Total Municipal Bonds			98,518.00	99,405.93	3%	(887.93)^b	3,650.00
		Total Cost Basis:	99,075.00				
Total Accrued Interest for Municipal Bonds: 1,677.81							

Schwab has provided accurate gain and loss information wherever possible for most investments. Cost basis data may be incomplete or unavailable for some of your holdings. Please see "Endnotes for Your Account" section for an explanation of the endnote codes and symbols on this statement.

All investments in this sample are hypothetical and are not intended to reflect the share price of any existing entity. Values and calculations may not be an accurate reflection of the transactions and balances. The names used are fictional and are not intended to reflect any existing individual or company. All examples, figures and disclosures used are for illustrative purposes only and are not intended to be reflective of results that a client should expect to achieve, nor should they be construed as recommendations to buy, sell or continue to hold any investment or investment type.

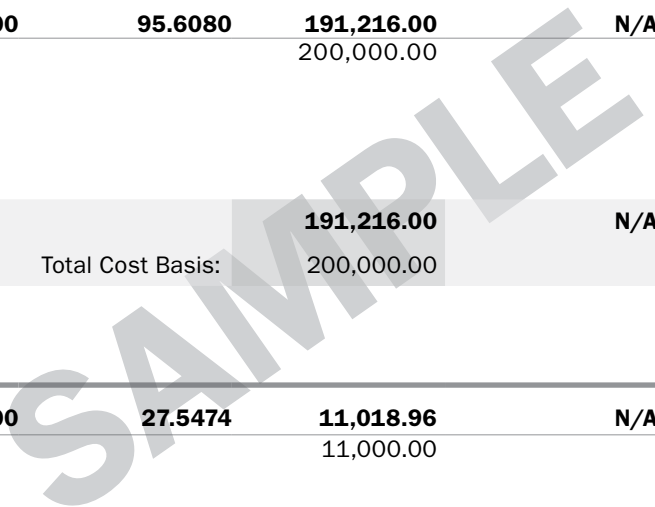


Schwab One® Account of
DANA JONES TTEE
JONES CHARITABLE TRUST
 U/A DTD 08/22/1973 FBO R JONES

Account Number
1111-9999

Investment Detail — Fixed Income (continued)

	Par	Market Price	Market Value Cost Basis	Adjusted Cost Basis	% of Account Assets	Unrealized Gain or (Loss)	Estimated Annual Income Yield to Maturity
Mortgage Pools							
Mortgage PL#054105 6.50% 29 DUE 03/15/29 CUSIP: YYY789BBB MOODY'S: AAA S&P: AAA FACTOR = 0.99287044 REMAIN PRIN = 198,574.09	200,000.0000	95.6080	191,216.00 200,000.00	N/A	6%	(8,784.00)	N/A N/A
Total Mortgage Pools			191,216.00 Total Cost Basis: 200,000.00	N/A	6%	(8,784.00)	N/A
CMO & Asset Backed Securities							
NATL MTG AS 5.50% 23 REMIC 09/15/23 CUSIP: YYY987BBB MOODY'S: AAA S&P: AAA FACTOR = 0.2898287 REMAIN PRIN = \$11,593.15	40,000.0000	27.5474	11,018.96 11,000.00	N/A	<1%	18.96	N/A N/A
Total CMO & Asset Backed Securities			11,018.96 Total Cost Basis: 11,000.00	N/A	<1%	18.96	N/A



All investments in this sample are hypothetical and are not intended to reflect the share price of any existing entity. Values and calculations may not be an accurate reflection of the transactions and balances. The names used are fictional and are not intended to reflect any existing individual or company. All examples, figures and disclosures used are for illustrative purposes only and are not intended to be reflective of results that a client should expect to achieve, nor should they be construed as recommendations to buy, sell or continue to hold any investment or investment type.



Schwab One® Account of
DANA JONES TTEE
JONES CHARITABLE TRUST
 U/A DTD 08/22/1973 FBO R JONES

Account Number
1111-9999

Investment Detail — Fixed Income (continued)

	Par	Market Price	Market Value	Adjusted Cost Basis	% of Account Assets	Unrealized Gain or (Loss)	Estimated Annual Income
UITs			Cost Basis				Yield to Maturity
BLBL TGT 15 TRFIRST TR^(M)	1,156,200.0000	11.2947	130,589.32	N/A	4%	3,188.36	N/A
UT 285 GLBL TGT 15 TR			127,400.96				N/A
PWR ELEC PLT REV FSA							
09/20 SER							
CUSIP: 871200YYY							
Total UITs			130,589.32	N/A	4%	3,188.36	N/A
		Total Cost Basis:	127,400.96				
CDs and BAs							
S&P 500 ECD 0% 20	50,000.0000	96.8400	48,420.00	49,843.45	1%	(1,423.45)^b	0.00
FUNB FDIC 03/29/20			40,980.00				0.00%
S&P INDX							
CUSIP: YY7984CCC							Accrued Interest: 0.00
Total CDs and BAs			48,420.00	49,843.45	1%	(1,423.45)^b	0.00
		Total Cost Basis:	40,980.00				
Total Accrued Interest for CDs and BAs: 0.00							

Schwab has provided accurate gain and loss information wherever possible for most investments. Cost basis data may be incomplete or unavailable for some of your holdings. Please see "Endnotes for Your Account" section for an explanation of the endnote codes and symbols on this statement.

All investments in this sample are hypothetical and are not intended to reflect the share price of any existing entity. Values and calculations may not be an accurate reflection of the transactions and balances. The names used are fictional and are not intended to reflect any existing individual or company. All examples, figures and disclosures used are for illustrative purposes only and are not intended to be reflective of results that a client should expect to achieve, nor should they be construed as recommendations to buy, sell or continue to hold any investment or investment type.



Schwab One® Account of
DANA JONES TTEE
JONES CHARITABLE TRUST
 U/A DTD 08/22/1973 FBO R JONES

Account Number
1111-9999

Investment Detail — Fixed Income (continued)

	Par	Market Price	Market Value	Adjusted Cost Basis	% of Account Assets	Unrealized Gain or (Loss)	Estimated Annual Income
Commercial Paper			Cost Basis				Yield to Maturity
GENL PAPER ACCEPT 0% 20	200,000.0000	99.8700	199,740.00	197,504.96	6%	N/A	N/A
COMM PAPER 03/15/20			196,835.20				N/A
CUSIP: YYY789DDD							
MOODY'S: P-1 S&P: A-1+							
							Accrued Interest: 5.25
Total Commercial Paper			199,740.00	197,504.96	6%	N/A	N/A
		Total Cost Basis:	196,835.20				
							Total Accrued Interest for Commercial Paper: 5.25
Money Market Preferred							
1/10 NAV PREM INC 5.50% 23	500,000.0000	25.0000	125,000.00	N/A	4%	N/A	N/A
MUN AUCT RATE PFD 06/25/23			100,000.00				N/A
10 SHS — 1 WHOLE NAV							
CUSIP: NO NUMBER							
Total Money Market Preferred			125,000.00	N/A	4%	N/A	N/A
		Total Cost Basis:	100,000.00				
Total Fixed Income			1,045,098.93	585,652.30ⁱ	32%	(7,251.87)^{bi}	17,386.00
		Total Cost Basis:	1,004,155.56 ⁱ				

Accrued interest represents the interest that would be received if the fixed income investment was sold prior to the coupon payment.
 Estimated Annual Income ("EAI") and Estimated Yield ("EY") calculations are for informational purposes only. The actual income and yield might be lower or higher than the estimated amounts. EY is based upon EAI and the current price of the security and will fluctuate. For certain types of securities, the calculations could include a return of principal or capital gains in which case EAI and EY would be overstated. EY and EAI are not promptly updated to reflect when an issuer has missed a regular payment or announced changes to future payments, in which case EAI and EY will continue to display at a prior rate.

All investments in this sample are hypothetical and are not intended to reflect the share price of any existing entity. Values and calculations may not be an accurate reflection of the transactions and balances. The names used are fictional and are not intended to reflect any existing individual or company. All examples, figures and disclosures used are for illustrative purposes only and are not intended to be reflective of results that a client should expect to achieve, nor should they be construed as recommendations to buy, sell or continue to hold any investment or investment type.



Schwab One® Account of
DANA JONES TTEE
JONES CHARITABLE TRUST
 U/A DTD 08/22/1973 FBO R JONES

Account Number
1111-9999

Investment Detail — Equities

Equities	Quantity	Market Price	Market Value Cost Basis	% of Account Assets	Unrealized Gain or (Loss)	Estimated Yield	Estimated Annual Income
AMERICAN MANUFACTURING 6.40% PERPETUAL MATURITY SER M PFD SYMBOL: ANM+M	600.0000	26.0000	15,600.00 18,000.00	<1%	(2,400.00)	2.70%	96.00
ENWORKS^(M) SYMBOL: ENW 1 NEW YORK SH REP 1 ORD	4,050.0000	102.5300	415,246.50 403,926.50	13%	11,320.00	1.40%	160.00
NATIONAL COMPUTERS^(M) SYMBOL: NCM	2,000.0000	125.3846	250,769.20 198,000.00	7%	52,769.20	0.49%	100.00
TELE-OPS^(M) SYMBOL: OPS 1 ADR REP 3 ORD	7,000.0000	81.2520	568,763.70 447,567.60 ⁱ	17%	121,196.10ⁱ	0.89%	200.00
Accrued Dividend: 100.00							
Total Equities			1,250,379.40	37%	142,259.60ⁱ		556.00
	Total Cost Basis:		725,494.10 ⁱ				

Total Accrued Dividend for Equities: 100.00

Estimated Annual Income ("EAI") and Estimated Yield ("EY") calculations are for informational purposes only. The actual income and yield might be lower or higher than the estimated amounts. EY is based upon EAI and the current price of the security and will fluctuate. For certain types of securities, the calculations could include a return of principal or capital gains in which case EAI and EY would be overstated. EY and EAI are not promptly updated to reflect when an issuer has missed a regular payment or announced changes to future payments, in which case EAI and EY will continue to display at a prior rate.

Schwab has provided accurate gain and loss information wherever possible for most investments. Cost basis data may be incomplete or unavailable for some of your holdings. Please see "Endnotes for Your Account" section for an explanation of the endnote codes and symbols on this statement.

All investments in this sample are hypothetical and are not intended to reflect the share price of any existing entity. Values and calculations may not be an accurate reflection of the transactions and balances. The names used are fictional and are not intended to reflect any existing individual or company. All examples, figures and disclosures used are for illustrative purposes only and are not intended to be reflective of results that a client should expect to achieve, nor should they be construed as recommendations to buy, sell or continue to hold any investment or investment type.



Schwab One® Account of
DANA JONES TTEE
JONES CHARITABLE TRUST
 U/A DTD 08/22/1973 FBO R JONES

Account Number
1111-9999

Investment Detail — Mutual Funds

Bond Funds	Quantity	Market Price	Market Value	% of Account Assets	Average Cost Basis	Cost Basis	Unrealized Gain or (Loss)
INCOME FUND^(M) SYMBOL: YYXXX	7,000.0000	73.1451	512,015.95	15%	42.95	300,650.00	211,365.95
Total Bond Funds			512,015.95	15%		300,650.00	211,365.95
Equity Funds	Quantity	Market Price	Market Value	% of Account Assets	Average Cost Basis	Cost Basis	Unrealized Gain or (Loss)
TWENTY-FIRST FUND^(M) SYMBOL: YTENW	4,600.0000	93.3336	429,334.74	13%	79.87	367,402.00	61,932.74
Total Equity Funds			429,334.74	13%		367,402.00	61,932.74
Total Mutual Funds			941,350.69	28%		668,052.00	273,298.69

Investment Detail — Exchange-Traded Funds

Exchange-Traded Funds	Quantity	Market Price	Market Value	% of Account Assets	Unrealized Gain or (Loss)	Estimated Yield	Estimated Annual Income
ABC ABC 6.40% ABC ABC ABC A ABC SYMBOL: ABC+A	40.0000	33.0000	1,320.00 Cost Basis: 1,000.00	<1%	(320.00)	1.25%	16.25
Total Exchange-Traded Funds			1,320.00 Total Cost Basis: 1,000.00 ⁱ	<1%	(320.00)ⁱ		16.25

Estimated Annual Income ("EAI") and Estimated Yield ("EY") calculations are for informational purposes only. The actual income and yield might be lower or higher than the estimated amounts. EY is based upon EAI and the current price of the security and will fluctuate. For certain types of securities, the calculations could include a return of principal or capital gains in which case EAI and EY would be overstated. EY and EAI are not promptly updated to reflect when an issuer has missed a regular payment or announced changes to future payments, in which case EAI and EY will continue to display at a prior rate.

Schwab has provided accurate gain and loss information wherever possible for most investments. Cost basis data may be incomplete or unavailable for some of your holdings. Please see "Endnotes for Your Account" section for an explanation of the endnote codes and symbols on this statement.

All investments in this sample are hypothetical and are not intended to reflect the share price of any existing entity. Values and calculations may not be an accurate reflection of the transactions and balances. The names used are fictional and are not intended to reflect any existing individual or company. All examples, figures and disclosures used are for illustrative purposes only and are not intended to be reflective of results that a client should expect to achieve, nor should they be construed as recommendations to buy, sell or continue to hold any investment or investment type.



Schwab One® Account of
DANA JONES TTEE
JONES CHARITABLE TRUST
 U/A DTD 08/22/1973 FBO R JONES

Account Number
1111-9999

Investment Detail — Options

	Quantity	Market Price	Market Value	% of Account Assets	Unrealized Gain or (Loss)
Options			Cost Basis		
CALL MANUFACTURING	50.0000^S	125.0000	(6,250.00)	<1%	(750.00)
\$41.625 ADJ EXP 09/15/20 SYMBOL: NFAC 09/15/2020 41.62 C			(5,500.00)		
Total Options			(6,250.00)	<1%	(750.00)
	Total Cost Basis:		(5,500.00)		

Investment Detail — Other Assets

	Quantity	Market Price	Market Value	% of Account Assets	Unrealized Gain or (Loss)
Other Assets			Cost Basis		
HOTEL CORP 6.75% 26^(M)	100.0000	33.0000	3,300.00	<1%	620.00
QUARTERLY 05/15/26 INCM PFD SECS (QUIPS)			2,857.14		
Total Other Assets			3,300.00	<1%	
	Total Cost Basis:		2,857.14		

All investments in this sample are hypothetical and are not intended to reflect the share price of any existing entity. Values and calculations may not be an accurate reflection of the transactions and balances. The names used are fictional and are not intended to reflect any existing individual or company. All examples, figures and disclosures used are for illustrative purposes only and are not intended to be reflective of results that a client should expect to achieve, nor should they be construed as recommendations to buy, sell or continue to hold any investment or investment type.



Schwab One® Account of
DANA JONES TTEE
JONES CHARITABLE TRUST
 U/A DTD 08/22/1973 FBO R JONES

Account Number
1111-9999

Investment Detail — Unpriced Securities

Unpriced Securities	Quantity	Market Price	Market Value	Unrealized Gain or (Loss)
			Cost Basis	
ENERGY CORP 8.25% 20 NOTES 08/15/20 CUSIP: 54321XX MOODY: B S&P: B	10,000.0000	N/A	N/A 8,700.00	N/A
Total Unpriced Securities			N/A 8,700.00	N/A

Total Investment Detail	3,345,834.80
Less: Margin Loan Balance	0.00
Total Account Value (excl. Unpriced Securities)	3,345,834.80
Total Cost Basis	1,736,849.66 ⁱ

SAMPLE

All investments in this sample are hypothetical and are not intended to reflect the share price of any existing entity. Values and calculations may not be an accurate reflection of the transactions and balances. The names used are fictional and are not intended to reflect any existing individual or company. All examples, figures and disclosures used are for illustrative purposes only and are not intended to be reflective of results that a client should expect to achieve, nor should they be construed as recommendations to buy, sell or continue to hold any investment or investment type.



Schwab One® Account of
DANA JONES TTEE
JONES CHARITABLE TRUST
 U/A DTD 08/22/1973 FBO R JONES

Account Number
1111-9999

Realized Gain or (Loss)

Short Term	Quantity/Par	Acquired/ Opened	Sold/ Closed	Total Proceeds	Cost Basis	Realized Gain or (Loss)
NATIONAL COMPUTERS: NCM	50.0000	05/25/18	06/09/18	10,533.33	9,881.16	652.17
Total Short Term				10,533.33	9,881.16	652.17
Long Term	Quantity/Par	Acquired/ Opened	Sold/ Closed	Total Proceeds	Cost Basis <i>Adjusted</i>	Realized Gain or (Loss) <i>Adjusted</i>
NATIONAL COMPUTERS: NCM	75.0000	09/03/91	06/09/18	15,800.00	12,600.00	3,200.00
TREASURY NOTE 7.125% 10: XX4987BBB	5,000.0000	05/15/09	06/10/18	5,030.00	5,148.00	(118.00)
					5,104.71	(74.71) ^b
TREASURY NOTE 7.125% 10: XX4987BBB	5,000.0000	05/27/09	06/10/18	5,031.25	5,148.00	(116.75)
					5,104.93	(73.68) ^b
Total Long Term				25,861.25	22,896.00	2,965.25
					22,809.64	3,051.61^b
Total Realized Gain or (Loss)				36,394.58	32,777.16	3,617.42
					32,690.80	3,703.78^b

If all data for a given investment is not available, the investment will not be listed here.

Schwab has provided accurate gain and loss information wherever possible for most investments. Cost basis data may be incomplete or unavailable for some of your holdings. Please see "Endnotes for Your Account" section for an explanation of the endnote codes and symbols on this statement.

All investments in this sample are hypothetical and are not intended to reflect the share price of any existing entity. Values and calculations may not be an accurate reflection of the transactions and balances. The names used are fictional and are not intended to reflect any existing individual or company. All examples, figures and disclosures used are for illustrative purposes only and are not intended to be reflective of results that a client should expect to achieve, nor should they be construed as recommendations to buy, sell or continue to hold any investment or investment type.



Schwab One® Account of
DANA JONES TTEE
JONES CHARITABLE TRUST
 U/A DTD 08/22/1973 FBO R JONES

Account Number
1111-9999

Transaction Detail — Purchases & Sales

Money Market Fund [Non-Sweep] Activity

Settle Date	Trade Date	Transaction	Description	Quantity	Unit Price	Total Amount
06/16/18	06/11/18	Reinvested Shares	VALUE ADVANTAGE FUND: VXXXX	190.4800	1.0000	(190.48)
Total Money Market Fund [Non-Sweep] Activity						(190.48)

Fixed Income Activity

Settle Date	Trade Date	Transaction	Description	Par	Unit Price	Total Amount
06/10/18	06/05/18	Bought	AMERICA WIRED 0% 19 SUB DEBENT DUE 12/15/19: 811117ABC With Accrued Interest of \$0.00	50,000.0000	59.8750	(29,937.50)
06/11/18	06/08/18	Sold	TREASURY NOTE 7.125% 18 DUE 06/15/18: XX4987BBB	10,000.0000	100.6125	10,061.25
06/15/18	06/15/18	Principal Payment	MORTGAGE PL#054105 6.50% 29 DUE 03/15/29: YYY789BBB			319.63
06/25/18	06/25/18	Principal Payment	NATL MTG 5.50% 23 REMIC 09/15/23: YYY987BBB			300.56
Total Fixed Income Activity						(19,256.06)

Equities Activity

Settle Date	Trade Date	Transaction	Description	Quantity	Unit Price	Total Amount
06/11/18	06/18/18	Sold	NATIONAL COMPUTERS: NCM	125.0000	210.6667	26,333.33
Total Equities Activity						26,333.33

All investments in this sample are hypothetical and are not intended to reflect the share price of any existing entity. Values and calculations may not be an accurate reflection of the transactions and balances. The names used are fictional and are not intended to reflect any existing individual or company. All examples, figures and disclosures used are for illustrative purposes only and are not intended to be reflective of results that a client should expect to achieve, nor should they be construed as recommendations to buy, sell or continue to hold any investment or investment type.



Schwab One® Account of
DANA JONES TTEE
JONES CHARITABLE TRUST
 U/A DTD 08/22/1973 FBO R JONES

Account Number
1111-9999

Transaction Detail — Purchases & Sales (continued)

Bond Funds Activity

Settle Date	Trade Date	Transaction	Description	Quantity	Unit Price	Total Amount
06/10/18	06/10/18	Reinvested Shares	INCOME FUND: YYXXX	0.8680	79.8100	(69.28)
Total Bond Funds Activity						(69.28)

Equity Funds Activity

Settle Date	Trade Date	Transaction	Description	Quantity	Unit Price	Total Amount
06/10/18	06/10/18	Reinvested Shares	TWENTY-FIRST FUND: YTENW	0.0400	80.1900	(3.21)
Total Equity Funds Activity						(3.21)

Total Purchases & Sales						6,814.30
------------------------------------	--	--	--	--	--	-----------------

Transaction Detail — Deposits & Withdrawals

Transaction Date	Process Date	Activity	Description	Location	Credit/(Debit)
06/19/18	06/19/18	Funds Paid	SCHWAB ONE CHECK 0104		(863.54)
06/24/18	06/29/18	Visa Purchase	CLAY'S DEPT STORE #212	KENOSHA WI	(26.36)
Total Deposits & Withdrawals					(889.90)

The total deposits activity for the statement period was \$0.00. The total withdrawals activity for the statement period was \$889.90.

All investments in this sample are hypothetical and are not intended to reflect the share price of any existing entity. Values and calculations may not be an accurate reflection of the transactions and balances. The names used are fictional and are not intended to reflect any existing individual or company. All examples, figures and disclosures used are for illustrative purposes only and are not intended to be reflective of results that a client should expect to achieve, nor should they be construed as recommendations to buy, sell or continue to hold any investment or investment type.



Schwab One® Account of
DANA JONES TTEE
JONES CHARITABLE TRUST
 U/A DTD 08/22/1973 FBO R JONES

Account Number
1111-9999

Transaction Detail — Dividends & Interest

Transaction Date	Process Date	Activity	Description	Credit/(Debit)
06/09/18	06/15/18	Dividend	Schwab Money Market Fund: SXXXX	85.00
06/10/18	06/10/18	Cap Gain Rein	Income Fund: YYXXX	69.28
06/10/18	06/10/18	Div For Reinvest	Twenty-First Fund: YTENW	3.21
06/10/18	06/10/18	Bond Interest	Treasury Note	356.25
06/15/18	06/15/18	Bank Interest ^{x,z}	BANK INT XXXXXX-XXXXXX	278.23
06/16/18	06/18/18	Div For Reinvest	Value Advantage Fund: VXXXX	190.48
Total Dividends & Interest				982.45

Transaction Detail — Fees & Charges

Transaction Date	Process Date	Activity	Description	Credit/(Debit)
06/15/18	06/15/18	Advisor Fee*	MGMT FEE TO ADVISOR	(70.15)
Total Fees & Charges				(70.15)

Transaction Detail — Transfers

Settle Date	Trade Date	Transaction	Description	Quantity	Unit Price	Total Amount
06/29/18	06/29/18	Account Transfer	HOTEL CORP	140.0000	32.0000	4,480.00
Total Transfers						4,480.00

Total Transaction Detail **11,316.70**

All investments in this sample are hypothetical and are not intended to reflect the share price of any existing entity. Values and calculations may not be an accurate reflection of the transactions and balances. The names used are fictional and are not intended to reflect any existing individual or company. All examples, figures and disclosures used are for illustrative purposes only and are not intended to be reflective of results that a client should expect to achieve, nor should they be construed as recommendations to buy, sell or continue to hold any investment or investment type.



Schwab One® Account of
DANA JONES TTEE
JONES CHARITABLE TRUST
 U/A DTD 08/22/1973 FBO R JONES

Account Number
1111-9999

Bank Sweep Activity

Transaction Date	Transaction	Description	Withdrawal	Deposit	Balance ^{x,z}
Opening Balance^{x,z}					0.00
06/10/18	Auto Transfer	BANK CREDIT FROM BROKERAGE ^{x,z}		20,132.68	20,132.68
06/17/18	Auto Transfer	BANK CREDIT FROM BROKERAGE ^x		192.89	20,325.57
06/17/18	Interest Paid ^{x,z}	BANK INTEREST		278.23	20,603.80
06/17/18	Auto Transfer	BANK CREDIT FROM BROKERAGE ^x		356.25	20,960.05
06/17/18	Auto Transfer	BANK TRANSFER TO BROKERAGE	863.54		20,096.51
06/17/18	Auto Transfer	BANK TRANSFER TO BROKERAGE	70.15		20,026.36
06/28/18	Auto Transfer	BANK TRANSFER TO BROKERAGE	26.36		20,000.00
Total Activity			960.05	20,960.05	
Ending Balance^{x,z}					20,000.00

Deposit Accounts: Interest rate as of 06/28/18 was 0.01%. Your interest period was 05/15/18–06/17/18.^z
 Interest Adjust. on 06/17/18 included the amount of \$0.05 credited as of 05/27/18 to ensure accurate interest accrual.

SAMPLE

All investments in this sample are hypothetical and are not intended to reflect the share price of any existing entity. Values and calculations may not be an accurate reflection of the transactions and balances. The names used are fictional and are not intended to reflect any existing individual or company. All examples, figures and disclosures used are for illustrative purposes only and are not intended to be reflective of results that a client should expect to achieve, nor should they be construed as recommendations to buy, sell or continue to hold any investment or investment type.



Schwab One® Account of
DANA JONES TTEE
JONES CHARITABLE TRUST
 U/A DTD 08/22/1973 FBO R JONES

Account Number
1111-9999

Trades Pending Settlement

	Transaction	Quantity	Trade Date	Settle Date	Unit Price	Purchase/Debit	Sale/Credit
National Computer: NCM	Bought	400.0000	06/29/18	07/02/18	103.06	41,224.00	
Total Trades Pending Settlement						41,224.00	

Pending transactions are not included in account value.

Pending Corporate Actions

	Transaction	Quantity	Payable Date	Rate Per Share	Share Distribution	Cash Distribution
TeleOps: OPS	Cash Dividend	470.0000	07/15/18	0.15		70.50
Total Pending Corporate Actions						70.50

Pending transactions are not included in account value.

Open Orders

You can change or cancel any open order by calling us. Orders expire as of close of business on expiration date listed below.

	Transaction	Quantity	Order Date	Market Price	Limit Price	Will Expire
TeleOps: OPS	Buy	1,000.0000	06/30/18	43.15	45	08/31/18

All investments in this sample are hypothetical and are not intended to reflect the share price of any existing entity. Values and calculations may not be an accurate reflection of the transactions and balances. The names used are fictional and are not intended to reflect any existing individual or company. All examples, figures and disclosures used are for illustrative purposes only and are not intended to be reflective of results that a client should expect to achieve, nor should they be construed as recommendations to buy, sell or continue to hold any investment or investment type.



Schwab One® Account of
DANA JONES TTEE
JONES CHARITABLE TRUST
U/A DTD 08/22/1973 FBO R JONES

Account Number
1111-9999

Endnotes for Your Account

Symbol	Endnote Legend
Δ	Excluding unpriced securities (see Investment Detail).
(M)	Denotes a security that is marginable. Some mutual fund or ETF investments may not be immediately marginable.
◇	Dividends paid on this security will be automatically reinvested.
*	You authorize Schwab to debit your account to pay Investment Manager fees per the authorizations you granted in your Account Application. Schwab does not review or monitor these fee payments. Contact your Investment Manager if you have questions.
b	When available, Adjusted Cost Basis values are used in Gain or (Loss) calculations.
d	Accrued Income is the sum of the total accrued interest and/or accrued dividends on positions held in your brokerage account, but the income and/or dividends have not been received into your account and Schwab makes no representation that they will. Accrued amounts are not covered by SIPC account protection until actually received and held in the account.
e	Data for this holding has been edited or provided by the account holder.
i	Value includes incomplete cost basis. If cost basis is not available for an investment, you may be able to provide updates. Please refer to the first page of this statement for instructions or contact information.
S	Short sale. Possible tax modifications of the holding period may be required for covered short positions. The market value of these securities will be expressed as a debit and be netted against any long positions in Total Account Value.
X	Bank Sweep deposits are held at FDIC-insured bank(s) ("Banks") that are affiliated with Charles Schwab & Co., Inc.
Z	For Bank Sweep and Bank Sweep for Benefit Plans features, interest is paid for a period that differs from the Statement Period. Balances include interest paid by Schwab or one or more of its affiliated banks, as indicated on your statement. These balances do not include interest that may have accrued during the Statement Period after interest is paid. The interest paid may include interest that accrued in the prior Statement Period.

Schwab has provided accurate gain and loss information wherever possible for most investments. Cost basis data may be incomplete or unavailable for some of your holdings. Please see "Endnotes for Your Account" section for an explanation of the endnote codes and symbols on this statement.

All investments in this sample are hypothetical and are not intended to reflect the share price of any existing entity. Values and calculations may not be an accurate reflection of the transactions and balances. The names used are fictional and are not intended to reflect any existing individual or company. All examples, figures and disclosures used are for illustrative purposes only and are not intended to be reflective of results that a client should expect to achieve, nor should they be construed as recommendations to buy, sell or continue to hold any investment or investment type.